


CERTIFICATION

The undersigned duly elected officials of Box Elder County, meeting as a Board of Canvassers for Box Elder County, Utah, hereby certify that the attached tabulation is declared to be the OFFICIAL RESULTS of the General Election held in Box Elder County, Utah on November 3, 2020, as determined by an Official Canvass conducted by Marla R. Young, Box Elder County Clerk-Election Official, in a meeting duly called, pursuant to Utah Code Unannotated 20A-4-304, for that purpose on November 17, 2020 at 8:30 a.m.

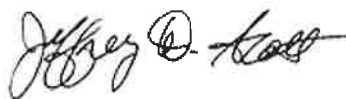
Dated this 17th day of November, 2020.



Marla R. Young, Clerk-Election Official



Jeff Hadfield, Commissioner



Jeff Scott, Commissioner



Stan Summers, Commissioner



Document signed electronically due to COVID-19 outbreak at the County Courthouse facility. The meeting was held through a remote webinar November 17, 2020.

**BOX ELDER COUNTY
2020 GENERAL ELECTION**

The Board of County Commissioners of Box Elder County, Utah, met at the County Courthouse, 01 South Main Street, Brigham City, Utah at 8:30 a.m. on Tuesday, November 17, 2020 to conduct a canvass of returns from the 2020 Box Elder County General Election pursuant to Utah Code Unannotated 20A-4-304. The following members were present constituting a quorum:

Jeff Scott	Commissioner
Jeff Hadfield	Commissioner
Stan Summers	Commissioner
Marla R. Young	Clerk-Election Official

Clerk Marla R. Young conducted the canvass. A cursory review of the ballot tabulations was made. The results of the canvass are attached.

Ms. Young stated there were 27,457 ballots cast. Twenty-two by-mail/absentee ballots were received after Tuesday, November 3, which were timely post marked. Fifty-three by-mail/absentee ballots were post marked on or after November 3, and were not counted. The 53 uncounted ballots were sealed in an envelope and filed with the 2020 General Election results. The percentage of ballots counted on election night was 49.91 percent, a total of 14,944 ballots.


There were 536 voted provisional ballots counted and 14 not counted (Provisional Ballot Report attached). After counting the valid by-mail, absentee, early, vote center and provisional ballots, the percentage of ballots counted was 91.69 percent, a total of 27,457 ballots. The 14 provisional ballots, that were not counted, were sealed in an envelope and filed with the 2020 General Election results.

Ms. Young reviewed the audit procedures with the Board. She said Box Elder County was required to audit 634 ballots and 634 signatures which were randomly selected by the Lt. Governor. An audit of the paper ballots and the results for the DS450 was performed on the paper ballots. She reported that the totals for the paper ballots matched. An audit of the signature tabs were compared with signatures on file in Vista. She reported that the signatures matched. A copy of the audit report is attached.

Ms. Young reported there were 148 ballots not counted due to voters not returning signature cure letters.

MOTION: A motion was made by Commissioner Scott to accept the results of the 2020 General Election as submitted by the Clerk-Election Official.
The motion was seconded by Commissioner Summers and unanimously carried.

Respectfully submitted,



Marla R Young, County Clerk-Election Official

2020 BOX ELDER COUNTY GENERAL ELECTION

Total Eligible Voters:	29,944
Total Ballots cast:	27,457
Total percentage voted:	91.69
Ballots counted on election night:	14,944
Percentage counted on election night;	49.91
Ballots post marked on or after November 3 and Not counted:	53
Ballots not counted due to outstanding cure letters (Signature issues, empty envelopes)	148
Total People who voted during early voting	912
Total People (other than Provisional) who voted at a Vote Center on Election Day	1,945

There were 536 voted provisional ballots counted and 14 not counted (Provisional Ballot Report follows):

Same day registrations (approximately)	265
--	-----

After counting the valid ballots and provisional ballots, the percentage of ballots counted was 91.69 percent.

PROVISIONAL BALLOT REPORT

Provisional ballots counted:	536
Provisional ballots not counted:	14
Already Voted	3
Incomplete Applications	11

Marla R. Young
Box Elder County Clerk

Write-in Names Report

2020 General Election

November 3, 2020

Electionware County, Electionware State

Heading	Candidate Name	
U.S. President and Vice President		Total Write-In Votes : 297
	BRIAN CARROLL	2
	TOM HOEFLING	2
	JADE SIMMONS & CLAUDELIAH J. ROZE	0
	PRESIDENT R. BODDIE & ERIC C. STONEHAM	0
	PRINCESS KHADIJAH M. JACOB-FAMBRO & KHADIJAH MARYAM JACOB SR.	0
	KATHERINE FORBES	0
	Not Assigned	293
U.S. House District 1		Total Write-In Votes : 84
	TAYLOR LEE	12
	MIKAL SMITH	1
	Not Assigned	71
Governor and Lt. Governor		Total Write-In Votes : 1025
	MADELINE KAZANTZIS & ED KENNEDY	787
	KRISTENA M. CONLIN	20
	TYLER SCOTT BATTY & GREGORY C. JOHNSON	2
	RICHARD T. WHITNEY	0
	Not Assigned	216



Batch #19

Audit Summary Report

County: Box Elder

Election: General 11/03/2020

County Clerk's Signature: [Signature]

Date: 11/12/2020

ES&S Ballot Audit Summary

1. Number of ballots processed by ES&S machines (DS200 & DS450): 200
2. Number of ballots audited: 39
3. List the contests on the ballot that were audited: All Races

4. Were there any differences between the Cast Vote Record (CVR) and the votes cast on the ballot?

YES*

NO

(*If YES, please attach an explanation of any inconsistencies)

Signature Affidavit Audit Summary (complete only if applicable)

5. Number of signature affidavits audited: 39
6. Did the signature audit reveal any inconsistencies between a signature's initial verification and the audit?

YES*

NO

(*If YES, please attach an explanation any inconsistencies)

Recount Audit Summary (complete only if applicable)

7. Name of contest recounted: _____
8. Number of ballots audited: _____
9. Were there any differences between the Cast Vote Record (CVR) and the votes cast on the ballot?

YES*

NO

(*If YES, please attach an explanation of any inconsistencies)



Batch #57

Audit Summary Report

County: Box Elder

Election: General 11-03-2020

County Clerk's Signature: [Signature]

Date: 11/12/2020

ES&S Ballot Audit Summary

- 1. Number of ballots processed by ES&S machines (DS200 & DS450): 197
- 2. Number of ballots audited: 197
- 3. List the contests on the ballot that were audited: All Races

4. Were there any differences between the Cast Vote Record (CVR) and the votes cast on the ballot?

YES* NO (*If YES, please attach an explanation of any inconsistencies)

Signature Affidavit Audit Summary (complete only if applicable)

- 5. Number of signature affidavits audited: 197
- 6. Did the signature audit reveal any inconsistencies between a signature's initial verification and the audit?

YES* NO (*If YES, please attach an explanation any inconsistencies)

Recount Audit Summary (complete only if applicable)

- 7. Name of contest recounted: _____
- 8. Number of ballots audited: _____
- 9. Were there any differences between the Cast Vote Record (CVR) and the votes cast on the ballot?

YES* NO (*If YES, please attach an explanation of any inconsistencies)



Batch #68

Audit Summary Report

County: Box Elder

Election: General 11-3-2020

County Clerk's Signature: Margaret Young

Date: 11-12-2020

ES&S Ballot Audit Summary

1. Number of ballots processed by ES&S machines (DS200 & DS450): 198
2. Number of ballots audited: 198
3. List the contests on the ballot that were audited: All Races

4. Were there any differences between the Cast Vote Record (CVR) and the votes cast on the ballot?

YES* NO (*If YES, please attach an explanation of any inconsistencies)

Signature Affidavit Audit Summary (complete only if applicable)

5. Number of signature affidavits audited: 198
6. Did the signature audit reveal any inconsistencies between a signature's initial verification and the audit?

YES* NO (*If YES, please attach an explanation any inconsistencies)

Recount Audit Summary (complete only if applicable)

7. Name of contest recounted: _____
8. Number of ballots audited: _____
9. Were there any differences between the Cast Vote Record (CVR) and the votes cast on the ballot?

YES* NO (*If YES, please attach an explanation of any inconsistencies)



Batch #103

Audit Summary Report

County: Box Elder

Election: General 11/3/2020

County Clerk's Signature: [Signature]

Date: 11-12-2020

ES&S Ballot Audit Summary

1. Number of ballots processed by ES&S machines (DS200 & DS450): 200
2. Number of ballots audited: 200
3. List the contests on the ballot that were audited: All Races
4. Were there any differences between the Cast Vote Record (CVR) and the votes cast on the ballot?
 YES* NO (*If YES, please attach an explanation of any inconsistencies)

Signature Affidavit Audit Summary (complete only if applicable)

5. Number of signature affidavits audited: 200
6. Did the signature audit reveal any inconsistencies between a signature's initial verification and the audit?
 YES* NO (*If YES, please attach an explanation any inconsistencies)

Recount Audit Summary (complete only if applicable)

7. Name of contest recounted: _____
8. Number of ballots audited: _____
9. Were there any differences between the Cast Vote Record (CVR) and the votes cast on the ballot?
 YES* NO (*If YES, please attach an explanation of any inconsistencies)

General Election
November 3, 2020

Box Elder County

Statistics	TOTAL
Election Day Precincts Reporting	0 of 53
Precincts Complete	0 of 53
Precincts Partially Reported	0 of 53
Absentee/ Early Precincts Reporting	0 of 53
Registered Voters - Total	29,944
Ballots Cast - Total	0
Ballots Cast - Blank	0
Voter Turnout - Total	0.00%

Zero Report
M. Young

Summary Results Report
General Election
November 3, 2020

ZERO REPORT

Box Elder County

U.S. President and Vice President

Vote For 1

	TOTAL
BROCK PIERCE, KARLA BALLARD	0
KANYE WEST, MICHELLE TIDBALL	0
DEM JOSEPH R. BIDEN, KAMALA D. HARRIS	0
CON DON BLANKENSHIP, WILLIAM MOHR	0
LIB JO JORGENSEN, JEREMY COHEN	0
JOE MCHUGH, ELIZABETH STORM	0
GRN HOWIE HAWKINS, ANGELA WALKER	0
GLORIA LA RIVA	0
REP DONALD J. TRUMP, MICHAEL R. PENCE	0
Write-In Totals	0
Overvotes	0
Undervotes	0
Contest Totals	0

U.S. House District 1

Vote For 1

	TOTAL
DEM DARREN PARRY	0
REP BLAKE DAVID MOORE	0
Write-In Totals	0
Overvotes	0
Undervotes	0
Contest Totals	0

Governor and Lt. Governor

Vote For 1

	TOTAL
DEM CHRIS PETERSON, KARINA BROWN	0
IAP GREG DUERDEN, WAYNE HILL	0
REP SPENCER J. COX, DEIDRE M. HENDERSON	0
LIB DANIEL RHEAD COTTAM, BARRY EVAN SHORT	0
Write-In Totals	0
Overvotes	0
Undervotes	0
Contest Totals	0

Summary Results Report
General Election
November 3, 2020

ZERO REPORT
Box Elder County

Attorney General

Vote For 1

	TOTAL
LIB RUDY J. BAUTISTA	0
DEM GREG SKORDAS	0
REP SEAN D. REYES	0
Overvotes	0
Undervotes	0
Contest Totals	0

State Auditor

Vote For 1

	TOTAL
REP JOHN 'FRUGAL' DOUGALL	0
CON JEFFREY L. OSTLER	0
UUP BRIAN L. FABB	0
Overvotes	0
Undervotes	0
Contest Totals	0

State Treasurer

Vote For 1

	TOTAL
CON RICHARD PROCTOR	0
REP DAVID DAMSCHEN	0
LIB JOSEPH SPECIALE	0
Overvotes	0
Undervotes	0
Contest Totals	0

State House District 1

Vote For 1

	TOTAL
CON SHERRY PHIPPS	0
REP JOEL FERRY	0
DEM AMBER HARDY	0
Overvotes	0
Undervotes	0
Contest Totals	0

State House District 29

Vote For 1

	TOTAL
DEM KERRY M WAYNE	0
REP MATT GWYNN	0
UUP TANNER GREENHALGH	0
Overvotes	0
Undervotes	0
Contest Totals	0

Box Elder County Commissioner Seat C

Vote For 1

	TOTAL
REP STAN SUMMERS	0
Overvotes	0
Undervotes	0
Contest Totals	0

Box Elder County Assessor

Vote For 1

	TOTAL
REP RODNEY BENNETT	0
Overvotes	0
Undervotes	0
Contest Totals	0

Box Elder County Recorder

Vote For 1

	TOTAL
REP CHAD MONTGOMERY	0
Overvotes	0
Undervotes	0
Contest Totals	0

Box Elder County Treasurer

Vote For 1

	TOTAL
REP SHAUN RONALD THORNLEY	0
Overvotes	0
Undervotes	0
Contest Totals	0

Box Elder School Board District 1

Vote For 1

	TOTAL
TIFFANI SUMMERS	0
Overvotes	0
Undervotes	0
Contest Totals	0

Box Elder School Board District 2

Vote For 1

	TOTAL
CONNIE J ARCHIBALD	0
Overvotes	0
Undervotes	0
Contest Totals	0

Box Elder School Board District 5

Vote For 1

	TOTAL
TODD CORDNER	0
NANCY S. KENNEDY	0
Overvotes	0
Undervotes	0
Contest Totals	0

Box Elder School Board District 6

Vote For 1

	TOTAL
BRYAN DEE SMITH	0
Overvotes	0
Undervotes	0
Contest Totals	0

John A. Pearce Judicial Retention

Vote For 1

	TOTAL
YES	0
NO	0
Overvotes	0
Undervotes	0
Contest Totals	0

David N. Mortensen Judicial Retention

Vote For 1

	TOTAL
YES	0
NO	0
Overvotes	0
Undervotes	0
Contest Totals	0

Diana Hagen Judicial Retention

Vote For 1

	TOTAL
YES	0
NO	0
Overvotes	0
Undervotes	0
Contest Totals	0

Gregory Keith Orme Judicial Retention

Vote For 1

	TOTAL
YES	0
NO	0
Overvotes	0
Undervotes	0
Contest Totals	0

Summary Results Report
General Election
November 3, 2020

ZERO REPORT

Box Elder County

Jill M. Pohlman Judicial Retention

Vote For 1

	TOTAL
YES	0
NO	0
Overvotes	0
Undervotes	0
Contest Totals	0

Michele M. Christiansen Forster Judicial Retention

Vote For 1

	TOTAL
YES	0
NO	0
Overvotes	0
Undervotes	0
Contest Totals	0

Ryan M. Harris Judicial Retention

Vote For 1

	TOTAL
YES	0
NO	0
Overvotes	0
Undervotes	0
Contest Totals	0

Kirk M. Morgan Judicial Retention

Vote For 1

	TOTAL
YES	0
NO	0
Overvotes	0
Undervotes	0
Contest Totals	0

Constitutional Amendment A

Vote For 1

	TOTAL
FOR	0
AGAINST	0
Overvotes	0
Undervotes	0
Contest Totals	0

Constitutional Amendment B

Vote For 1

	TOTAL
FOR	0
AGAINST	0
Overvotes	0
Undervotes	0
Contest Totals	0

Constitutional Amendment C

Vote For 1

	TOTAL
FOR	0
AGAINST	0
Overvotes	0
Undervotes	0
Contest Totals	0

Constitutional Amendment D

Vote For 1

	TOTAL
FOR	0
AGAINST	0
Overvotes	0
Undervotes	0
Contest Totals	0

Constitutional Amendment E

Vote For 1

	TOTAL
FOR	0
AGAINST	0
Overvotes	0
Undervotes	0
Contest Totals	0

Constitutional Amendment F

Vote For 1

	TOTAL
FOR	0
AGAINST	0
Overvotes	0
Undervotes	0
Contest Totals	0

Constitutional Amendment G

Vote For 1

	TOTAL
FOR	0
AGAINST	0
Overvotes	0
Undervotes	0
Contest Totals	0

Summary Results Report
General Election
November 3, 2020

UNOFFICIAL RESULTS
By Mail/Absentee
Box Elder County

Statistics

	TOTAL
Election Day Precincts Reporting	53 of 53
Precincts Complete	0 of 53
Precincts Partially Reported	53 of 53
Absentee/ Early Precincts Reporting	53 of 53
Registered Voters - Total	29,944
Ballots Cast - Total	14,944
Ballots Cast - Blank	3
Voter Turnout - Total	49.91%

Election Night

Summary Results Report
General Election
November 3, 2020

UNOFFICIAL RESULTS
By Mail/Absentee
Box Elder County

U.S. President and Vice President

Vote For 1

	TOTAL
BROCK PIERCE, KARLA BALLARD	18
KANYE WEST, MICHELLE TIDBALL	56
DEM JOSEPH R. BIDEN, KAMALA D. HARRIS	2,883
CON DON BLANKENSHIP, WILLIAM MOHR	64
LIB JO JORGENSEN, JEREMY COHEN	285
JOE MCHUGH, ELIZABETH STORM	20
GRN HOWIE HAWKINS, ANGELA WALKER	22
GLORIA LA RIVA	10
REP DONALD J. TRUMP, MICHAEL R. PENCE	11,361
Write-In Totals	137
Overvotes	29
Undervotes	59
Contest Totals	14,944

U.S. House District 1

Vote For 1

	TOTAL
DEM DARREN PARRY	2,891
REP BLAKE DAVID MOORE	11,075
Write-In Totals	41
Overvotes	10
Undervotes	927
Contest Totals	14,944

Governor and Lt. Governor

Vote For 1

	TOTAL
DEM CHRIS PETERSON, KARINA BROWN	2,216
IAP GREG DUERDEN, WAYNE HILL	271
REP SPENCER J. COX, DEIDRE M. HENDERSON	11,199
LIB DANIEL RHEAD COTTAM, BARRY EVAN SHORT	514
Write-In Totals	452
Overvotes	29
Undervotes	263
Contest Totals	14,944

Summary Results Report
General Election
November 3, 2020

UNOFFICIAL RESULTS
By Mail/Absentee
Box Elder County

Attorney General

Vote For 1

	TOTAL
LIB RUDY J. BAUTISTA	724
DEM GREG SKORDAS	2,621
REP SEAN D. REYES	11,227
Overvotes	5
Undervotes	367
Contest Totals	14,944

State Auditor

Vote For 1

	TOTAL
REP JOHN 'FRUGAL' DOUGALL	11,704
CON JEFFREY L. OSTLER	1,443
UUP BRIAN L. FABBI	796
Overvotes	6
Undervotes	995
Contest Totals	14,944

State Treasurer

Vote For 1

	TOTAL
CON RICHARD PROCTOR	1,183
REP DAVID DAMSCHEN	11,664
LIB JOSEPH SPECIALE	1,176
Overvotes	5
Undervotes	916
Contest Totals	14,944

State House District 1

Vote For 1

	TOTAL
CON SHERRY PHIPPS	662
REP JOEL FERRY	7,539
DEM AMBER HARDY	1,484
Overvotes	2
Undervotes	343
Contest Totals	10,030

State House District 29

Vote For 1

	TOTAL
DEM KERRY M WAYNE	872
REP MATT GWYNN	3,604
UUP TANNER GREENHALGH	211
Overvotes	2
Undervotes	225
Contest Totals	4,914

Summary Results Report
General Election
November 3, 2020

UNOFFICIAL RESULTS
By Mail/Absentee
Box Elder County

Box Elder County Commissioner Seat C

Vote For 1

	TOTAL
REP STAN SUMMERS	13,005
Overvotes	0
Undervotes	1,939
Contest Totals	14,944

Box Elder County Assessor

Vote For 1

	TOTAL
REP RODNEY BENNETT	13,117
Overvotes	0
Undervotes	1,827
Contest Totals	14,944

Box Elder County Recorder

Vote For 1

	TOTAL
REP CHAD MONTGOMERY	13,161
Overvotes	0
Undervotes	1,783
Contest Totals	14,944

Box Elder County Treasurer

Vote For 1

	TOTAL
REP SHAUN RONALD THORNLEY	13,122
Overvotes	0
Undervotes	1,822
Contest Totals	14,944

Box Elder School Board District 1

Vote For 1

	TOTAL
TIFFANI SUMMERS	1,676
Overvotes	0
Undervotes	293
Contest Totals	1,969

Box Elder School Board District 2

Vote For 1

	TOTAL
CONNIE J ARCHIBALD	1,629
Overvotes	0
Undervotes	307
Contest Totals	1,936

Summary Results Report
General Election
November 3, 2020

UNOFFICIAL RESULTS
By Mail/Absentee
Box Elder County

Box Elder School Board District 5

Vote For 1

	TOTAL
TODD CORDNER	826
NANCY S. KENNEDY	1,135
Overvotes	1
Undervotes	166
Contest Totals	2,128

Box Elder School Board District 6

Vote For 1

	TOTAL
BRYAN DEE SMITH	1,934
Overvotes	0
Undervotes	501
Contest Totals	2,435

John A. Pearce Judicial Retention

Vote For 1

	TOTAL
YES	11,521
NO	1,975
Overvotes	21
Undervotes	1,427
Contest Totals	14,944

David N. Mortensen Judicial Retention

Vote For 1

	TOTAL
YES	11,398
NO	2,063
Overvotes	9
Undervotes	1,474
Contest Totals	14,944

Diana Hagen Judicial Retention

Vote For 1

	TOTAL
YES	11,593
NO	1,884
Overvotes	6
Undervotes	1,461
Contest Totals	14,944

Gregory Keith Orme Judicial Retention

Vote For 1

	TOTAL
YES	11,362
NO	2,053
Overvotes	10
Undervotes	1,519
Contest Totals	14,944

Summary Results Report
General Election
November 3, 2020

UNOFFICIAL RESULTS
By Mail/Absentee
Box Elder County

Jill M. Pohlman Judicial Retention

Vote For 1

	TOTAL
YES	11,363
NO	1,948
Overvotes	24
Undervotes	1,609
Contest Totals	14,944

Michele M. Christiansen Forster Judicial Retention

Vote For 1

	TOTAL
YES	11,311
NO	2,013
Overvotes	7
Undervotes	1,613
Contest Totals	14,944

Ryan M. Harris Judicial Retention

Vote For 1

	TOTAL
YES	11,052
NO	2,247
Overvotes	9
Undervotes	1,636
Contest Totals	14,944

Kirk M. Morgan Judicial Retention

Vote For 1

	TOTAL
YES	11,529
NO	1,873
Overvotes	2
Undervotes	1,540
Contest Totals	14,944

Constitutional Amendment A

Vote For 1

	TOTAL
FOR	6,487
AGAINST	7,961
Overvotes	14
Undervotes	482
Contest Totals	14,944

Summary Results Report
General Election
November 3, 2020

UNOFFICIAL RESULTS
By Mail/Absentee
Box Elder County

Constitutional Amendment B

Vote For 1

	TOTAL
FOR	11,053
AGAINST	3,162
Overvotes	7
Undervotes	722
Contest Totals	14,944

Constitutional Amendment C

Vote For 1

	TOTAL
FOR	10,319
AGAINST	3,919
Overvotes	22
Undervotes	684
Contest Totals	14,944

Constitutional Amendment D

Vote For 1

	TOTAL
FOR	7,467
AGAINST	6,484
Overvotes	10
Undervotes	983
Contest Totals	14,944

Constitutional Amendment E

Vote For 1

	TOTAL
FOR	11,986
AGAINST	2,404
Overvotes	12
Undervotes	542
Contest Totals	14,944

Constitutional Amendment F

Vote For 1

	TOTAL
FOR	8,647
AGAINST	5,264
Overvotes	4
Undervotes	1,029
Contest Totals	14,944

Summary Results Report
General Election
November 3, 2020

UNOFFICIAL RESULTS
By Mail/Absentee
Box Elder County

Constitutional Amendment G

Vote For 1

	TOTAL
FOR	6,991
AGAINST	7,333
Overvotes	17
Undervotes	603
Contest Totals	14,944

Summary Results Report
General Election
November 3, 2020

OFFICIAL RESULTS
By-Mail/Absentee
Box Elder County

Statistics	TOTAL
Election Day Precincts Reporting	53 of 53
Precincts Complete	0 of 53
Precincts Partially Reported	53 of 53
Absentee/ Early Precincts Reporting	53 of 53
Registered Voters - Total	29,944
Ballots Cast - Total	27,457
Ballots Cast - Blank	4
Voter Turnout - Total	91.69%

Summary Results Report
General Election
November 3, 2020

OFFICIAL RESULTS
By-Mail/Absentee
Box Elder County

U.S. President and Vice President

Vote For 1

	TOTAL
BROCK PIERCE, KARLA BALLARD	36
KANYE WEST, MICHELLE TIDBALL	112
DEM JOSEPH R. BIDEN, KAMALA D. HARRIS	4,473
CON DON BLANKENSHIP, WILLIAM MOHR	134
LIB JO JORGENSEN, JEREMY COHEN	614
JOE MCHUGH, ELIZABETH STORM	33
GRN HOWIE HAWKINS, ANGELA WALKER	55
GLORIA LA RIVA	18
REP DONALD J. TRUMP, MICHAEL R. PENCE	21,548
Write-In Totals	297
Overvotes	17
Undervotes	120
Contest Totals	27,457

U.S. House District 1

Vote For 1

	TOTAL
DEM DARREN PARRY	4,653
REP BLAKE DAVID MOORE	20,794
Write-In Totals	84
Overvotes	4
Undervotes	1,922
Contest Totals	27,457

Governor and Lt. Governor

Vote For 1

	TOTAL
DEM CHRIS PETERSON, KARINA BROWN	3,507
IAP GREG DUERDEN, WAYNE HILL	553
REP SPENCER J. COX, DEIDRE M. HENDERSON	20,642
LIB DANIEL RHEAD COTTAM, BARRY EVAN SHORT	1,038
Write-In Totals	1,025
Overvotes	25
Undervotes	667
Contest Totals	27,457

Summary Results Report
General Election
November 3, 2020

OFFICIAL RESULTS
By-Mail/Absentee
Box Elder County

Attorney General

Vote For 1

	TOTAL
LIB RUDY J. BAUTISTA	1,440
DEM GREG SKORDAS	4,155
REP SEAN D. REYES	20,977
Overvotes	1
Undervotes	884
Contest Totals	27,457

State Auditor

Vote For 1

	TOTAL
REP JOHN 'FRUGAL' DOUGALL	21,494
CON JEFFREY L. OSTLER	2,596
UUP BRIAN L. FABBI	1,363
Overvotes	3
Undervotes	2,001
Contest Totals	27,457

State Treasurer

Vote For 1

	TOTAL
CON RICHARD PROCTOR	2,204
REP DAVID DAMSCHEN	21,403
LIB JOSEPH SPECIALE	2,022
Overvotes	3
Undervotes	1,825
Contest Totals	27,457

State House District 1

Vote For 1

	TOTAL
CON SHERRY PHIPPS	1,354
REP JOEL FERRY	14,198
DEM AMBER HARDY	2,388
Overvotes	1
Undervotes	812
Contest Totals	18,753

State House District 29

Vote For 1

	TOTAL
DEM KERRY M WAYNE	1,318
REP MATT GWYNN	6,499
UUP TANNER GREENHALGH	374
Overvotes	1
Undervotes	512
Contest Totals	8,704

Summary Results Report
General Election
November 3, 2020

OFFICIAL RESULTS
By-Mail/Absentee
Box Elder County

Box Elder County Commissioner Seat C

Vote For 1

	TOTAL
REP STAN SUMMERS	23,693
Overvotes	0
Undervotes	3,764
Contest Totals	27,457

Box Elder County Assessor

Vote For 1

	TOTAL
REP RODNEY BENNETT	23,932
Overvotes	0
Undervotes	3,525
Contest Totals	27,457

Box Elder County Recorder

Vote For 1

	TOTAL
REP CHAD MONTGOMERY	24,005
Overvotes	0
Undervotes	3,452
Contest Totals	27,457

Box Elder County Treasurer

Vote For 1

	TOTAL
REP SHAUN RONALD THORNLEY	23,928
Overvotes	0
Undervotes	3,529
Contest Totals	27,457

Box Elder School Board District 1

Vote For 1

	TOTAL
TIFFANI SUMMERS	3,339
Overvotes	0
Undervotes	650
Contest Totals	3,989

Box Elder School Board District 2

Vote For 1

	TOTAL
CONNIE J ARCHIBALD	3,238
Overvotes	0
Undervotes	669
Contest Totals	3,907

Summary Results Report
General Election
November 3, 2020

OFFICIAL RESULTS
By-Mail/Absentee
Box Elder County

Box Elder School Board District 5

Vote For 1

	TOTAL
TODD CORDNER	1,415
NANCY S. KENNEDY	1,704
Overvotes	1
Undervotes	309
Contest Totals	3,429

Box Elder School Board District 6

Vote For 1

	TOTAL
BRYAN DEE SMITH	3,011
Overvotes	0
Undervotes	801
Contest Totals	3,812

John A. Pearce Judicial Retention

Vote For 1

	TOTAL
YES	20,856
NO	3,521
Overvotes	25
Undervotes	3,055
Contest Totals	27,457

David N. Mortensen Judicial Retention

Vote For 1

	TOTAL
YES	20,502
NO	3,781
Overvotes	15
Undervotes	3,159
Contest Totals	27,457

Diana Hagen Judicial Retention

Vote For 1

	TOTAL
YES	20,964
NO	3,383
Overvotes	7
Undervotes	3,103
Contest Totals	27,457

Gregory Keith Orme Judicial Retention

Vote For 1

	TOTAL
YES	20,515
NO	3,704
Overvotes	7
Undervotes	3,231
Contest Totals	27,457

Summary Results Report
General Election
November 3, 2020

OFFICIAL RESULTS
By-Mail/Absentee
Box Elder County

Jill M. Pohlman Judicial Retention

Vote For 1

	TOTAL
YES	20,596
NO	3,476
Overvotes	18
Undervotes	3,367
Contest Totals	27,457

Michele M. Christiansen Forster Judicial Retention

Vote For 1

	TOTAL
YES	20,494
NO	3,579
Overvotes	12
Undervotes	3,372
Contest Totals	27,457

Ryan M. Harris Judicial Retention

Vote For 1

	TOTAL
YES	19,877
NO	4,141
Overvotes	13
Undervotes	3,426
Contest Totals	27,457

Kirk M. Morgan Judicial Retention

Vote For 1

	TOTAL
YES	20,872
NO	3,308
Overvotes	3
Undervotes	3,274
Contest Totals	27,457

Constitutional Amendment A

Vote For 1

	TOTAL
FOR	11,356
AGAINST	15,083
Overvotes	9
Undervotes	1,009
Contest Totals	27,457

Summary Results Report
General Election
November 3, 2020

OFFICIAL RESULTS
By-Mail/Absentee
Box Elder County

Constitutional Amendment B

Vote For 1

	TOTAL
FOR	20,062
AGAINST	5,816
Overvotes	5
Undervotes	1,574
Contest Totals	27,457

Constitutional Amendment C

Vote For 1

	TOTAL
FOR	18,514
AGAINST	7,432
Overvotes	10
Undervotes	1,501
Contest Totals	27,457

Constitutional Amendment D

Vote For 1

	TOTAL
FOR	13,599
AGAINST	11,773
Overvotes	3
Undervotes	2,082
Contest Totals	27,457

Constitutional Amendment E

Vote For 1

	TOTAL
FOR	22,124
AGAINST	4,198
Overvotes	7
Undervotes	1,128
Contest Totals	27,457

Constitutional Amendment F

Vote For 1

	TOTAL
FOR	15,652
AGAINST	9,618
Overvotes	1
Undervotes	2,186
Contest Totals	27,457

Summary Results Report
General Election
November 3, 2020

OFFICIAL RESULTS
By-Mail/Absentee
Box Elder County

Constitutional Amendment G

Vote For 1

	TOTAL
FOR	12,385
AGAINST	13,765
Overvotes	4
Undervotes	1,303
Contest Totals	27,457

	STATISTICS			
	Registered Voters - Total	Ballots Cast - Total	Ballots Cast - Blank	Voter Turnout - Total
Brigham City 01	872	767	1	87.96%
Brigham City 10	610	569	0	93.28%
Brigham City 11	503	467	0	92.84%
Brigham City 12	843	771	0	91.46%
Brigham City 13	567	520	0	91.71%
Brigham City 14	862	765	0	88.75%
Brigham City 15	745	693	0	93.02%
Brigham City North	278	249	0	89.57%
Beaver Dam/Collinston	299	282	0	94.31%
Bear River	612	576	0	94.12%
Bear River East	328	326	0	99.39%
Brigham City 02	718	657	0	91.5%
Clear Creek	13	12	0	92.31%
Corinne 1	645	556	0	86.2%
Corinne 2	155	147	0	94.84%
Deweyville	391	364	0	93.09%
Elwood	877	797	0	90.88%
Fielding 01	278	269	0	96.76%
Fielding 02	346	332	0	95.95%
Garland 01	764	686	0	89.79%
Garland 02	621	574	1	92.43%
Garland East	387	367	0	94.83%
Brigham City 03	714	631	0	88.38%
Grouse Creek	41	34	0	82.93%
Honeyville	1,011	943	0	93.27%
Howell	156	148	0	94.87%
Mantua	714	667	0	93.42%
Park Valley	109	101	1	92.66%
Perry 01	839	768	0	91.54%
Perry 02	530	487	0	91.89%
Perry 03	856	781	0	91.24%
Perry 04	895	824	0	92.07%
Plymouth	293	264	0	90.1%

STATISTICS

	Registered Voters - Total	Ballots Cast - Total	Ballots Cast - Blank	Voter Turnout - Total
Brigham City 04	596	511	0	85.74%
Portage	177	161	0	90.96%
Promontory	20	21	0	105%
Riverside	389	364	0	93.57%
Snowville	125	104	0	83.2%
South Willard	1,024	920	0	89.84%
Tremonton 01	877	834	0	95.1%
Tremonton 02	1,080	992	1	91.85%
Tremonton 03	716	660	0	92.18%
Tremonton 04	834	747	0	89.57%
Tremonton 05	715	674	0	94.27%
Brigham City 05	521	470	0	90.21%
Tremonton South	413	388	0	93.95%
Tremonton West	1,010	928	0	91.88%
Willard	1,185	1,112	0	93.84%
Yost	27	28	0	103.7%
Brigham City 06	820	755	0	92.07%
Brigham City 07	750	674	0	89.87%
Brigham City 08	423	372	0	87.94%
Brigham City 09	370	348	0	94.05%
Totals	29,944	27,457	4	

U.S. President and Vice President

VOTE FOR 1

	BROCK PIERCE, KARLA BALLARD	KANYE WEST, MICHELLE TIDBALL	BIDEN, KAMALA D. HARRIS	DEM JOSEPH R. WILLIAM MOHR	CON DON BLANKENSHIP	JEREMY COHEN	LIB JO JORGENSEN	JOE MCHUGH, ELIZABETH STORM	ANGELA WALKER	GRN HOWIE HAWKINS	GLORIA LA RIVA	MICHAEL R. PENCE	REP DONALD J. TRUMP	Write-In Totals
Brigham City 01	2	5	198	2	17	0	0	2	3	525	11			
Brigham City 10	0	6	132	2	10	0	0	0	0	408	8			
Brigham City 11	1	1	104	0	5	1	0	0	0	343	8			
Brigham City 12	1	3	176	11	19	2	0	0	0	529	19			
Brigham City 13	0	3	129	1	14	1	0	0	0	362	7			

U.S. President and Vice President

VOTE FOR 1

	BROCK PIERCE, KARLA BALLARD	KANYE WEST, MICHELLE TIDBALL	DEM JOSEPH R. BIDEN, KAMALA D. HARRIS	CON DON BLANKENSHIP, WILLIAM MOHR	LIB JO JORGENSEN, JEREMY COHEN	JOE MCHUGH, ELIZABETH STORM	GRN HOWIE HAWKINS, ANGELA WALKER	REP DONALD J. TRUMP, MICHAEL R. PENCE	GLORIA LA RIVA	Write-In Totals	
Brigham City 14	2	3	199	6	21	0	4	0	0	514	12
Brigham City 15	1	3	146	2	11	0	3	0	0	511	10
Brigham City North	0	1	45	5	6	0	0	0	0	190	1
Beaver Dam/Collinston	0	1	19	0	3	0	0	0	0	258	1
Bear River	2	1	59	2	10	2	0	2	2	485	9
Bear River East	0	1	32	0	6	0	1	0	0	281	5
Brigham City 02	0	4	162	2	18	1	1	1	1	455	12
Clear Creek	0	0	0	0	0	0	0	0	0	10	2
Corinne 1	2	0	93	5	10	0	1	1	1	438	4
Corinne 2	0	0	18	0	0	0	0	0	0	127	1
Deweyville	0	1	57	2	9	0	1	2	2	287	3
Elwood	0	2	72	10	15	0	0	1	1	685	8
Fielding 01	0	0	28	3	4	0	1	0	0	233	0
Fielding 02	0	0	38	3	4	0	1	0	0	281	3
Garland 01	2	5	71	1	16	0	1	0	0	584	5
Garland 02	0	1	64	2	16	1	0	0	0	486	2
Garland East	0	1	38	2	2	0	0	1	1	317	5
Brigham City 03	0	3	173	4	21	0	2	0	0	422	3
Grouse Creek	0	0	0	1	0	0	0	0	0	32	1
Honeyville	3	5	107	3	20	2	1	0	0	783	10
Howell	0	1	9	0	1	0	0	0	0	135	2
Mantua	1	3	103	1	10	3	2	0	0	529	10
Park Valley	0	0	1	0	0	0	0	0	0	99	0
Perry 01	1	2	107	4	10	0	1	0	0	628	9
Perry 02	1	4	81	3	12	0	0	1	1	376	8
Perry 03	0	2	135	4	24	0	1	0	0	591	15
Perry 04	1	3	129	6	25	2	2	0	0	644	9
Plymouth	0	0	22	2	3	0	0	1	1	235	0
Brigham City 04	1	2	122	2	18	2	3	1	1	358	2
Portage	0	0	17	1	1	0	0	0	0	139	2
Promontory	0	0	0	0	0	0	1	0	0	20	0
Riverside	0	0	31	0	8	0	1	1	1	321	1

U.S. President and Vice President

	VOTE FOR 1											Write-in Totals
	KARLA BALLARD, BROCK PIERCE	KANYE WEST, MICHELLE TIDBALL	DEM JOSEPH R. BIDEN, KAMALA D. HARRIS	CON DON WILLIAM MOHR, BLANKENSHIP	LIB JO JEREMY COHEN, JORGENSEN	JOE MCHUGH, ELIZABETH STORM	GRN HOWIE HAWKINS, ANGELA WALKER	GLORIA LA RIVA	REP DONALD J. TRUMP, MICHAEL R. PENCE			
Snowville	0	0	4	0	2	0	0	0	0	97	1	
South Willard	2	4	155	1	24	0	1	0	715	13		
Tremonton 01	1	2	106	2	15	1	2	0	694	9		
Tremonton 02	0	5	150	4	21	0	3	0	799	8		
Tremonton 03	0	3	94	2	17	1	2	1	532	6		
Tremonton 04	0	0	94	5	25	0	2	1	615	3		
Tremonton 05	1	1	101	0	17	0	2	0	542	7		
Brigham City 05	1	2	117	4	12	4	1	0	325	1		
Tremonton South	0	1	42	0	7	0	0	0	337	1		
Tremonton West	2	7	102	4	21	0	1	0	773	13		
Willard	1	2	171	4	15	5	3	0	897	8		
Yost	0	0	2	0	0	0	0	0	26	0		
Brigham City 06	4	4	95	4	27	2	1	1	605	9		
Brigham City 07	1	7	173	7	25	2	0	0	451	4		
Brigham City 08	1	3	82	2	10	0	2	0	262	3		
Brigham City 09	1	4	68	3	7	1	0	0	257	3		
Totals	36	112	4,473	134	614	33	55	18	21,548	297		

	U.S. House District 1			Governor and Lt. Governor			Attorney General			
	VOTE FOR 1			VOTE FOR 1			VOTE FOR 1			
Brigham City 01	DEM DARRIN PARRY	REP BLAKE DAVID MOORE	Write-in Totals	DEM CHRIS PETERSON, KARINA BROWN	JAP GREG DUERDEN, WAYNE HILL	REP SPENCER J. COX, DEIDRE M. HENDERSON	LIB DANIEL RHEAD, EVAN SHORT	LIB RUDY J. BAUTISTA	DEM GREG SKORDAS	REP SEAN D. REYES
	189	513	5	148	20	534	34	43	151	544
Brigham City 10	117	406	4	84	7	436	17	28	102	415
Brigham City 11	97	327	1	80	11	331	26	27	94	326
Brigham City 12	175	540	4	127	16	552	37	19	147	537
Brigham City 13	131	354	3	103	9	362	26	8	104	363
Brigham City 14	196	492	9	158	22	520	23	17	169	517
Brigham City 15	135	515	0	115	10	509	14	21	130	513
Brigham City North	42	193	4	35	2	192	5	9	50	175
Beaver Dam/Collinston	22	244	1	12	10	234	6	9	20	244
Bear River	71	463	1	50	19	464	17	36	64	462
Bear River East	45	258	1	26	4	256	10	10	39	268
Brigham City 02	141	473	2	126	5	466	20	26	130	463
Clear Creek	1	9	0	0	0	11	1	0	0	11
Corinne 1	115	412	2	69	18	412	27	23	85	425
Corinne 2	22	115	0	15	3	120	1	4	18	125
Deweyville	64	277	2	37	4	296	9	13	54	282
Elwood	79	666	2	53	11	654	30	38	78	674
Fielding 01	28	225	0	22	7	213	7	15	26	229
Fielding 02	47	258	1	24	13	247	14	20	39	262
Garland 01	86	557	0	66	15	522	38	28	83	553
Garland 02	77	460	3	52	13	424	29	38	74	453
Garland East	39	296	1	20	5	303	6	21	33	301
Brigham City 03	166	425	0	134	18	400	33	20	148	408
Grouse Creek	2	31	0	0	3	29	0	0	1	31
Honeyville	122	740	3	95	17	718	37	56	122	738
Howell	16	114	1	10	7	110	5	10	10	121
Mantua	104	517	1	84	9	520	21	21	100	522
Park Valley	1	91	0	8	0	83	6	3	4	92
Perry 01	92	612	3	76	6	630	20	11	91	629
Perry 02	78	368	2	62	7	377	15	15	70	382
Perry 03	124	605	0	105	11	609	15	23	126	605
Perry 04	127	630	0	97	14	653	24	13	112	635

	U.S. House District 1			Governor and Lt. Governor			Attorney General				
	VOTE FOR 1			VOTE FOR 1			VOTE FOR 1				
Plymouth	DEM DARRIN PARRY	REP BLAKE DAVID MOORE	Write-in Totals	DEM CHRIS KARINA BROWN, PETERSON	JAP GREG WAYNE HILL, DUERDEN	REP SPENCER J. COX, DEIDRE M. HENDERSON	LIB DANIEL RHEAD	Write-in Totals	LIB RUDY J. BAUTISTA	DEM GREG SKORDAS	REP SEAN D. REYES
Brigham City 04	26	217	0	20	5	214	7	9	8	25	225
Portage	145	340	2	100	10	348	30	16	37	112	346
Promontory	20	126	1	15	5	119	10	6	12	24	120
Riverside	1	19	0	1	0	12	1	5	3	1	17
Snowville	40	293	0	28	13	268	14	35	18	27	307
South Willard	6	90	0	1	2	82	4	9	3	6	92
Tremonton 01	156	685	2	114	21	695	45	24	50	137	701
Tremonton 02	105	675	2	57	11	691	31	32	38	100	672
Tremonton 03	152	767	0	110	17	749	33	55	56	127	783
Tremonton 04	118	491	3	80	14	480	39	30	34	92	514
Tremonton 05	116	566	2	94	22	532	27	47	43	95	574
Brigham City 05	109	533	1	79	8	501	24	39	39	105	517
Tremonton South	108	328	2	99	10	311	20	11	24	108	314
Tremonton West	47	323	2	36	11	298	14	24	14	46	325
Willard	131	734	8	90	19	681	32	72	51	123	726
Yost	201	843	0	149	18	874	32	19	53	194	838
Brigham City 06	2	23	0	2	0	25	0	0	2	1	24
Brigham City 07	100	605	2	85	15	590	35	18	46	91	597
Brigham City 08	162	456	1	129	13	457	41	8	55	132	456
Brigham City 09	80	248	0	68	11	260	17	7	20	77	259
Totals	77	246	0	57	12	268	9	2	21	58	265
	4,653	20,794	84	3,507	553	20,642	1,038	1,025	1,440	4,155	20,977

	State Auditor		State Treasurer		State House District 1		
	VOTE FOR 1	VOTE FOR 1	VOTE FOR 1	VOTE FOR 1	VOTE FOR 1	VOTE FOR 1	
Brigham City 01	REP JOHN FRUGAL DOUGALL 561	CON JEFFREY L. OSTLER 81	REP DAVID DAMSCHEN 559	LIB JOSEPH SPECIALE 84	CON SHERRY PHIPPS 62	REP JOEL FERRY 516	DEM AMBER HARDY 152
Brigham City 10	432	48	46	49			
Brigham City 11	342	39	43	42			
Brigham City 12	533	80	54	85			
Brigham City 13	376	59	50	52			
Brigham City 14	546	92	74	75			
Brigham City 15	530	70	55	43	45	515	103
Brigham City North	181	36	15	19	33	171	36
Beaver Dam/Collinston	231	17	17	11	16	233	18
Bear River	469	50	50	35	31	471	52
Bear River East	272	24	27	15	26	248	41
Brigham City 02	496	68	40	54	52	462	112
Clear Creek	8	2	4	0	2	9	0
Corinne 1	431	76	20	45	63	382	102
Corinne 2	118	15	1	5	17	104	20
Deweyville	305	26	12	20	23	278	51
Elwood	701	50	14	28	50	655	71
Fielding 01	229	20	7	8	9	227	24
Fielding 02	262	37	12	13	20	266	30
Garland 01	558	58	24	41	45	544	75
Garland 02	473	52	12	30	44	450	58
Garland East	304	30	4	9	21	298	26
Brigham City 03	426	93	59	107	94	374	133
Grouse Creek	29	4	0	0	4	27	1
Honeyville	746	101	24	53	63	733	101
Howell	119	17	2	4	13	115	8
Mantua	538	58	28	53	40	527	72
Park Valley	90	5	0	1	2	92	1
Perry 01	619	62	29	35			
Perry 02	385	46	21	31			
Perry 03	619	74	38	46			
Perry 04	660	64	22	49			

	State Auditor		State Treasurer		State House District 1	
	VOTE FOR 1		VOTE FOR 1		VOTE FOR 1	
Plymouth	REP JOHN FRUGAL DOUGALL 231	CON JEFFREY L. OSTLER 13	REP DAVID DAMSCHEN 225	LIB JOSEPH SPECIALE 10	CON SHERRY PHIPPS 12	REP JOEL FERRY 218
Brigham City 04	359	62	44	54	56	338
Portage	131	11	4	13	14	123
Promontory	20	0	1	1	4	15
Riverside	287	32	24	26	24	287
Snowville	85	10	1	8	3	86
South Willard	709	80	54	74	708	70
Tremonton 01	700	69	28	51	703	42
Tremonton 02	791	88	54	76	778	77
Tremonton 03	515	64	28	46	515	59
Tremonton 04	582	78	27	60	576	51
Tremonton 05	565	52	26	46	548	53
Brigham City 05	318	65	30	53	318	49
Tremonton South	320	32	17	39	316	16
Tremonton West	753	73	34	79	725	58
Willard	882	98	60	84	889	78
Yost	25	2	0	1	24	2
Brigham City 06	618	54	49	61	604	55
Brigham City 07	469	85	54	71	461	83
Brigham City 08	268	48	27	35	267	41
Brigham City 09	277	26	25	27	272	30
Totals	21,494	2,596	1,363	2,204	21,403	2,022
					1,354	14,198
						2,388

	State House District 29					Box Elder County	Box Elder County	Box Elder County	Box Elder County	Box Elder County	Box Elder School Board
	VOTE FOR 1					County Commissioner Seat C	Assessor	Recorder	Treasurer	District 1	
	DEM KERRY M WAYNE	REP MATT GWYNN	REP TANNER GREENHALGH	REP STAN SUMMERS	REP RODNEY BENNETT	REP CHAD MONTGOMERY	REP SHAUN RONALD THORNLEY	REP TIFFANI SUMMERS			
Brigham City 01	88	381	63	488	493	662	655	486			
Brigham City 10											
Brigham City 11	76	334	29	389	392	397	397				
Brigham City 12	120	527	75	628	630	629	632	632			
Brigham City 13	108	365	23	452	449	453	452	452			227
Brigham City 14		520	35	641	640	637	631	631			
Brigham City 15				602	602	607	607	607			
Brigham City North				176	185	199	215	215			
Beaver Dam/Collinston				261	258	257	258	258			230
Bear River				499	512	515	516	516			
Bear River East				274	279	281	286	286			
Brigham City 02				581	578	576	580	580			
Clear Creek				11	11	11	11	11			9
Corinne 1				478	490	490	487	487			
Corinne 2				131	130	130	130	130			
Deweyville				319	323	320	319	319			
Elwood				722	728	736	735	735			
Fielding 01				237	234	241	240	240			227
Fielding 02				288	289	291	290	290			280
Garland 01				620	611	617	598	598			
Garland 02				499	514	521	515	498			498
Garland East				324	331	331	331	319			319
Brigham City 03				529	522	528	525	525			
Grouse Creek				30	30	31	29	25			25
Honeyville				821	825	828	823	823			
Howell				115	124	127	126	117			117
Mantua				572	578	571	570	570			
Park Valley				88	90	90	91	83			83

	State House District 29					Box Elder County	Box Elder County	Box Elder County	Box Elder County	Box Elder County	Box Elder School District 1
	VOTE FOR 1					County Commissioner Seat C	County Assessor	County Recorder	County Treasurer	County Board	School Board
	DEM KERRY M WAYNE	REP MATT GWYNN	LUP TANNER GREENHALGH	REP STAN SUMMERS	REP RODNEY BENNETT	REP CHAD MONTGOMERY	REP SHAUN THORNLEY	REP SHAUN RONALD	REP SHAUN THORNLEY	REP SHAUN RONALD	TIFFANI SUMMERS
	79	628	18	690	682	687	676	676	676	676	676
Perry 01											
Perry 02	63	379	16	420	425	422	420	420	420	420	
Perry 03	94	610	26	716	715	720	710	710	710	710	
Perry 04	103	648	17	715	715	717	707	707	707	707	
Plymouth				242	242	242	243	243	243	243	220
Brigham City 04				430	440	437	431	431	431	431	
Portage				138	136	136	138	138	138	138	120
Promontory				11	16	17	18	18	18	18	17
Riverside				305	315	317	316	316	316	316	298
Snowville				93	95	94	94	94	94	94	85
South Willard	125	728	17	782	785	787	778	778	778	778	
Tremonton 01				726	744	745	749	749	749	749	
Tremonton 02				869	878	875	882	882	882	882	
Tremonton 03				581	584	585	586	586	586	586	
Tremonton 04				626	640	644	645	645	645	645	
Tremonton 05				591	611	612	615	615	615	615	
Brigham City 05				393	392	392	392	392	392	392	
Tremonton South				337	350	353	355	355	355	355	
Tremonton West				744	786	787	788	788	788	788	788
Willard	164	857	25	966	971	974	956	956	956	956	
Yost				25	24	25	25	25	25	25	23
Brigham City 06				664	684	681	685	685	685	685	
Brigham City 07				582	576	578	577	577	577	577	
Brigham City 08	77	257	15	312	312	311	307	307	307	307	
Brigham City 09	57	265	15	302	306	304	300	300	300	300	
Totals	1,318	6,499	374	23,693	23,932	24,005	23,928	23,928	23,928	23,928	3,339

	Box Elder School Board District 2	Box Elder School Board District 5	Box Elder School Board District 6	John A. Pearce Judicial Retention	David N. Mortensen Judicial Retention
	VOTE FOR 1	VOTE FOR 1	VOTE FOR 1	VOTE FOR 1	VOTE FOR 1
Brigham City 01	CONNIE J ARCHIBALD	TODD CORDNER	BRYAN DEE SMITH	YES 579 NO 106	YES 565 NO 117
Brigham City 10			461	437	431
Brigham City 11			378	356	351
Brigham City 12			604	562	551
Brigham City 13			411	400	386
Brigham City 14			579	540	538
Brigham City 15		246		517	508
Brigham City North				192	185
Beaver Dam/Collinston				194	186
Bear River				442	429
Bear River East	178	127		247	240
Brigham City 02				501	493
Clear Creek				11	10
Corinne 1				420	411
Corinne 2				104	103
Deweyville				280	281
Elwood				652	644
Fielding 01				226	223
Fielding 02				268	262
Garland 01				510	511
Garland 02				438	427
Garland East				286	281
Brigham City 03				456	450
Grouse Creek				29	24
Honeyville				728	717
Howell				105	107
Mantua				515	494
Park Valley				83	82
Perry 01				622	602

	Box Elder School Board District 2	Box Elder School District 5	Box Elder School Board District 6	John A. Pearce Judicial Retention	David N. Mortensen Judicial Retention
	VOTE FOR 1	VOTE FOR 1	VOTE FOR 1	VOTE FOR 1	VOTE FOR 1
Perry 02	CONNIE J. ARCHIBALD	TODD CORDNER	BRYAN DEE SMITH	YES	NO
Perry 03				364	65
Perry 04				619	81
Plymouth				623	103
Brigham City 04	157	297		207	30
Portage				350	93
Promontory				119	18
Riverside				13	4
Snowville				284	41
South Willard				77	9
Tremonton 01	699			682	142
Tremonton 02	841			658	78
Tremonton 03	540			770	111
Tremonton 04	598			500	86
Tremonton 05	560			556	106
Brigham City 05		190	224	510	94
Tremonton South				353	63
Tremonton West				306	59
Willard				666	129
Yost				837	146
Brigham City 06	415	301		19	3
Brigham City 07	229	375		608	82
Brigham City 08				489	98
Brigham City 09				292	56
Totals	3,238	1,415	1,704	3,011	20,856
				3,521	20,502
					3,781

	Diana Hagen Judicial Retention		Gregory Keith Orme Judicial Retention		Jill M. Pohlman Judicial Retention		Michele M. Christiansen Forster Judicial Retention	
	YES	NO	YES	NO	YES	NO	YES	NO
Brigham City 01	581	104	566	116	561	111	561	112
Brigham City 10	434	64	428	69	426	69	426	69
Brigham City 11	353	59	349	59	345	60	343	61
Brigham City 12	568	106	545	119	556	109	550	110
Brigham City 13	400	63	398	66	400	66	389	70
Brigham City 14	571	104	536	126	555	106	554	110
Brigham City 15	523	76	515	78	516	73	516	75
Brigham City North	192	33	185	39	188	34	187	36
Beaver Dam/Collinston	192	43	191	44	190	44	192	42
Bear River	428	92	434	87	433	89	435	87
Bear River East	247	35	239	39	243	34	238	40
Brigham City 02	501	82	488	95	503	77	496	81
Clear Creek	11	0	11	0	11	0	11	0
Corinne 1	432	78	425	84	424	84	417	89
Corinne 2	106	27	105	27	101	29	101	29
Deweyville	288	37	282	45	279	42	281	38
Elwood	650	70	645	76	643	75	653	63
Fielding 01	230	15	229	16	227	16	225	18
Fielding 02	264	29	267	25	257	31	261	29
Garland 01	511	99	508	103	496	103	499	98
Garland 02	436	81	423	90	424	86	423	88
Garland East	285	39	270	51	275	44	277	44
Brigham City 03	457	105	446	116	450	104	451	105
Grouse Creek	27	3	24	5	25	4	25	4
Honeyville	739	99	719	119	733	101	718	115
Howell	109	23	109	24	112	21	105	28
Mantua	514	71	502	84	503	77	505	75
Park Valley	78	10	78	9	75	12	77	10
Perry 01	618	67	613	70	607	68	606	71
Perry 02	363	62	362	64	363	60	353	68

	Diana Hagen Judicial Retention		Gregory Keith Orme Judicial Retention		Jill M. Pohlman Judicial Retention		Michele M. Christiansen Forster Judicial Retention	
	YES	NO	YES	NO	YES	NO	YES	NO
Perry 03	618	78	616	81	608	78	606	80
Perry 04	629	101	613	112	616	100	612	108
Plymouth	207	28	200	33	204	30	198	35
Brigham City 04	366	78	345	98	358	85	355	88
Portage	118	19	117	21	120	16	113	23
Promontory	13	4	13	4	13	4	13	4
Riverside	278	43	280	36	274	43	272	44
Snowville	77	8	75	9	76	8	76	8
South Willard	694	132	677	148	670	142	678	139
Tremonton 01	661	77	643	84	643	81	641	86
Tremonton 02	759	119	747	121	761	107	754	113
Tremonton 03	501	84	486	86	493	76	480	89
Tremonton 04	567	94	548	109	552	100	551	104
Tremonton 05	523	83	508	98	519	88	518	89
Brigham City 05	350	66	334	81	338	77	331	84
Tremonton South	315	52	309	58	296	65	294	66
Tremonton West	671	124	657	134	660	130	663	129
Willard	843	144	829	152	828	150	830	145
Yost	19	3	19	2	18	2	18	3
Brigham City 06	601	90	586	97	595	87	593	87
Brigham City 07	493	94	478	103	482	96	484	98
Brigham City 08	276	51	274	51	278	47	266	57
Brigham City 09	277	35	269	41	273	35	273	35
Totals	20,964	3,383	20,515	3,704	20,596	3,476	20,494	3,579

	Ryan M. Harris Judicial Retention		Kirk M. Morgan Judicial Retention		Constitutional Amendment A		Constitutional Amendment B	
	VOTE FOR 1		VOTE FOR 1		VOTE FOR 1		VOTE FOR 1	
	YES	NO	YES	NO	FOR	AGAINST	FOR	AGAINST
Brigham City 01	541	131	580	103	382	355	602	124
Brigham City 10	421	74	462	47	291	250	437	99
Brigham City 11	326	77	351	56	226	219	353	88
Brigham City 12	533	128	587	100	383	359	577	148
Brigham City 13	378	80	397	62	250	248	383	106
Brigham City 14	513	144	552	113	345	382	558	146
Brigham City 15	501	88	527	70	325	337	530	126
Brigham City North	177	43	191	31	110	126	169	58
Beaver Dam/Collinston	185	48	195	38	104	167	206	58
Bear River	422	100	444	77	212	351	426	127
Bear River East	235	42	249	34	118	197	247	61
Brigham City 02	470	108	504	77	349	287	507	116
Clear Creek	11	0	10	1	3	8	7	4
Corinne 1	409	97	425	80	201	345	395	140
Corinne 2	103	25	107	23	41	101	108	35
Deweyville	274	46	285	35	136	219	248	93
Elwood	641	72	647	63	315	464	595	164
Fielding 01	221	23	226	18	100	159	194	58
Fielding 02	256	34	267	24	115	209	228	83
Garland 01	492	102	513	87	250	412	489	154
Garland 02	411	100	427	83	210	344	414	133
Garland East	275	46	280	39	141	205	270	71
Brigham City 03	432	118	462	103	322	289	461	135
Grouse Creek	23	5	24	6	9	25	21	12
Honeyville	712	123	738	105	343	564	650	224
Howell	105	27	112	21	37	104	101	36
Mantua	472	109	521	67	254	387	491	138
Park Valley	83	4	84	4	14	83	61	33
Perry 01	569	107	619	63	346	393	596	128
Perry 02	351	74	370	55	222	244	355	103
Perry 03	576	107	608	83	370	384	582	150

	Ryan M. Harris Judicial Retention VOTE FOR 1		Kirk M. Morgan Judicial Retention VOTE FOR 1		Constitutional Amendment A VOTE FOR 1		Constitutional Amendment B VOTE FOR 1	
Perry 04	YES 596	NO 119	YES 617	NO 99	FOR 334	AGAINST 458	FOR 574	AGAINST 193
Plymouth	205	29	206	27	83	170	183	70
Brigham City 04	341	103	356	90	236	259	356	122
Portage	116	22	118	20	54	98	109	38
Promontory	13	4	13	4	4	16	11	7
Riverside	271	46	282	36	134	218	264	82
Snowville	76	8	76	8	33	65	74	17
South Willard	651	159	669	138	388	506	704	172
Tremonton 01	636	88	651	73	354	440	625	161
Tremonton 02	730	136	758	112	379	582	734	210
Tremonton 03	464	105	487	84	237	397	480	138
Tremonton 04	542	111	546	106	266	446	519	174
Tremonton 05	495	106	516	90	240	408	490	150
Brigham City 05	327	88	344	70	204	245	337	103
Tremonton South	296	67	302	60	124	258	269	109
Tremonton West	640	146	670	114	321	569	650	223
Willard	786	185	842	134	459	629	805	257
Yost	19	2	19	2	8	17	20	6
Brigham City 06	571	115	603	81	322	411	584	136
Brigham City 07	465	110	482	103	304	328	473	156
Brigham City 08	254	68	277	50	167	186	266	81
Brigham City 09	265	42	274	39	181	160	274	60
Totals	19,877	4,141	20,872	3,308	11,356	15,083	20,062	5,816

	Constitutional Amendment C VOTE FOR 1		Constitutional Amendment D VOTE FOR 1		Constitutional Amendment E VOTE FOR 1		Constitutional Amendment F VOTE FOR 1	
	FOR	AGAINST	FOR	AGAINST	FOR	AGAINST	FOR	AGAINST
Brigham City 01	554	171	407	300	611	112	472	237
Brigham City 10	422	114	316	209	440	100	356	168
Brigham City 11	320	122	250	183	359	87	261	168
Brigham City 12	558	170	391	315	603	142	457	240
Brigham City 13	377	117	274	204	414	84	305	174
Brigham City 14	539	172	390	292	558	156	458	230
Brigham City 15	488	167	402	231	539	120	431	200
Brigham City North	160	65	118	104	190	46	135	90
Beaver Dam/Collinston	178	88	117	148	232	38	150	105
Bear River	381	176	297	252	482	80	317	226
Bear River East	205	101	167	134	261	53	167	134
Brigham City 02	481	149	373	243	536	105	396	215
Clear Creek	8	3	2	9	9	2	7	4
Corinne 1	356	172	271	261	480	66	317	216
Corinne 2	90	51	64	78	121	23	73	68
Deweyville	267	84	180	162	296	54	224	116
Elwood	533	230	392	369	670	104	500	246
Fielding 01	182	72	123	122	238	22	167	80
Fielding 02	203	110	150	152	259	62	189	122
Garland 01	417	233	313	318	566	96	367	263
Garland 02	362	183	278	253	480	74	297	241
Garland East	236	107	186	150	297	55	217	114
Brigham City 03	459	139	326	265	490	115	371	216
Grouse Creek	22	10	12	21	24	10	20	12
Honeyville	605	280	443	434	767	131	499	357
Howell	76	63	49	86	121	19	71	65
Mantua	432	200	332	279	549	94	377	235
Park Valley	50	45	27	66	80	16	45	47
Perry 01	547	172	434	273	606	131	501	202
Perry 02	360	97	275	169	389	78	286	162
Perry 03	572	156	418	294	626	118	482	226

	Constitutional Amendment C VOTE FOR 1		Constitutional Amendment D VOTE FOR 1		Constitutional Amendment E VOTE FOR 1		Constitutional Amendment F VOTE FOR 1	
Perry 04	FOR 569	AGAINST 209	FOR 417	AGAINST 325	FOR 653	AGAINST 133	FOR 462	AGAINST 285
Plymouth	152	99	89	154	219	33	138	110
Brigham City 04	340	147	238	234	420	71	262	209
Portage	86	63	68	79	129	24	78	63
Promontory	12	6	7	11	15	4	9	9
Riverside	237	111	160	181	290	62	175	162
Snowville	57	33	41	53	88	12	46	41
South Willard	638	238	464	393	778	117	521	328
Tremonton 01	563	208	420	338	681	112	494	264
Tremonton 02	655	291	503	413	810	142	569	349
Tremonton 03	422	199	296	319	537	91	348	255
Tremonton 04	485	212	350	331	605	100	426	250
Tremonton 05	447	188	317	301	569	78	383	238
Brigham City 05	327	110	222	206	363	80	266	161
Tremonton South	243	137	156	221	312	71	183	192
Tremonton West	551	319	387	462	758	126	456	394
Willard	740	333	530	514	887	194	631	418
Yost	15	11	10	11	21	5	13	12
Brigham City 06	565	163	425	296	618	111	478	230
Brigham City 07	470	153	354	261	517	118	387	225
Brigham City 08	251	96	187	149	278	68	202	134
Brigham City 09	249	87	181	145	283	53	210	110
Totals	18,514	7,432	13,599	11,773	22,124	4,198	15,652	9,618

**Constitutional
 Amendment G**
 VOTE FOR 1

	FOR	AGAINST
Brigham City 01	436	296
Brigham City 10	260	279
Brigham City 11	240	198
Brigham City 12	381	351
Brigham City 13	249	254
Brigham City 14	431	291
Brigham City 15	315	336
Brigham City North	118	115
Beaver Dam/Collinston	108	158
Bear River	223	338
Bear River East	138	174
Brigham City 02	327	304
Clear Creek	8	3
Corinne 1	250	289
Corinne 2	61	82
Deweyville	162	190
Elwood	361	408
Fielding 01	98	156
Fielding 02	110	211
Garland 01	336	320
Garland 02	248	302
Garland East	137	210
Brigham City 03	303	296
Grouse Creek	13	20
Honeyville	396	500
Howell	60	81
Mantua	282	356
Park Valley	40	54
Perry 01	359	368
Perry 02	204	260
Perry 03	377	355

		Constitutional Amendment G	
		FOR	AGAINST
		VOTE	FOR 1
Perry 04		355	422
Plymouth		119	133
Brigham City 04		229	258
Portage		68	83
Promontory		5	13
Riverside		106	245
Snowville		37	59
South Willard		368	513
Tremonton 01		390	397
Tremonton 02		470	477
Tremonton 03		294	334
Tremonton 04		391	313
Tremonton 05		299	341
Brigham City 05		239	199
Tremonton South		145	237
Tremonton West		339	542
Willard		483	591
Yost		10	16
Brigham City 06		322	404
Brigham City 07		305	326
Brigham City 08		199	153
Brigham City 09		181	154
Totals		12,385	13,765