

2021 MUNICIPAL GENERAL ELECTION

HONEYVILLE


Total registered voters:	1027
Total ballots cast:	353
Total percentage voted:	34.37
Ballots counted on election night:	198
Percentage counted on election night:	19.28
Ballots received after November 2 which were timely postmarked and counted:	0
Ballots postmarked after November 2 and not counted:	0

There were 9 voted provisional ballots counted. (Provisional Ballot Report follows)

After counting the valid ballots and provisional ballots, the percentage of ballots counted was 34.37 percent.

PROVISIONAL BALLOT REPORT

Provisional ballots counted:	9
------------------------------	---



Marla R. Young
Box Elder County Clerk

Summary Results Report
Municipal General Election
November 2, 2021

ZERO REPORT
Honeyville
Box Elder County

Statistics

	TOTAL
Registered Voters - Total	1,027
Ballots Cast - Total	0
Voter Turnout - Total	0.00%



Summary Results Report
Municipal General Election
November 2, 2021

ZERO REPORT
Honeyville
Box Elder County

Honeyville City Mayor

Vote For 1

	TOTAL	VOTE %
BOYD M BINGHAM	0	
Total Votes Cast	0	
Contest Totals	0	

Honeyville City Council

Vote For 2


	TOTAL	VOTE %
KORY L WILDE	0	
BRUCE F. NELSON	0	
DAVID T. HOUGAARD	0	
Total Votes Cast	0	
Contest Totals	0	

Summary Results Report
Municipal General Election
November 2, 2021

UNOFFICIAL RESULTS
HONEYVILLE
BOX ELDER COUNTY

Statistics

	TOTAL
Registered Voters - Total	1,027
Ballots Cast - Total	198
Voter Turnout - Total	19.28%



Summary Results Report
Municipal General Election
November 2, 2021

UNOFFICIAL RESULTS
HONEYVILLE
BOX ELDER COUNTY

Honeyville City Mayor

Vote For 1

	TOTAL
BOYD M BINGHAM	170
Total Votes Cast	170
Contest Totals	198

Honeyville City Council

Vote For 2

	TOTAL
KORY L WILDE	117
BRUCE F. NELSON	150
DAVID T. HOUGAARD	98
Total Votes Cast	365
Contest Totals	396

Summary Results Report
Municipal General Election
November 2, 2021

OFFICIAL RESULTS
HONEYVILLE
BOX ELDER COUNTY

Statistics

TOTAL

Registered Voters - Total	1,027
Ballots Cast - Total	353
Voter Turnout - Total	34.37%



Summary Results Report
Municipal General Election
November 2, 2021

OFFICIAL RESULTS
HONEYVILLE
BOX ELDER COUNTY

Honeyville City Mayor

Vote For 1

	TOTAL
BOYD M BINGHAM	307
Total Votes Cast	307
Contest Totals	353

Honeyville City Council

Vote For 2

	TOTAL
KORY L WILDE	186
BRUCE F. NELSON	274
DAVID T. HOUGAARD	200
Total Votes Cast	660
Contest Totals	706

Provisional Ballot Statistics

<u>Status</u>	<u>Reason</u>	<u>Count</u>
Polling Place Bear River Civic Center		
Counted		4
Total		4
Polling Place Corinne City Hall		
Counted		5
Total		5
Polling Place Garland City Offices		
Counted		10
Total		10
Polling Place Honeyville City Offices		
Counted		9
Total		9
Polling Place Mantua Town Hall		
Counted		1
Total		1
Polling Place Perry City Offices		
Counted		10
Total		10
Polling Place Portage Town Hall		
Counted		6
Total		6
Polling Place Tremonton City Offices		
Counted		15
Not Counted	Already Voted	1
Total		16
Polling Place USU Brigham City		
Counted		5
Total		5
Polling Place Willard City Offices		
Counted		16
Total		16

Provisional Ballot Statistics

<u>Status</u>	<u>Reason</u>	<u>Count</u>
County Total		82

Code 20A-3a-202(9) requires that a county administering an election to conduct a post-election audit.

The following information was submitted to the state:

Total number of batches: 50

Total number of ballots: 8468

Box Elder County was required to audit 106 ballots and 106 signatures that were randomly selected by the Lt. Governor. An audit of the paper ballots and the results for the DS450 was performed on the paper ballots. The totals for the paper ballots matched. An audit of the signature tabs were compared with signatures on file in Vista. The signatures matched. A copy of the audit report is attached.



Official seal of the County Clerk of Box Elder County, Utah. The seal is circular with a double-line border. The text "COUNTY CLERK" is at the top, "STATE" is at the top center, "OF UTAH" is at the bottom center, and "BOX ELDER COUNTY" is at the bottom. A handwritten signature "Ron A. Purdum" is written across the seal.



Audit Summary Report

County: Box Elder County Election: 2021 Municipal General

County Clerk's Signature: *Geri A. Pughon Deputy* Date: 11/08/2021



ES&S Ballot Audit Summary

1. Number of ballots processed by ES&S machines (DS200 & DS450): 8468
2. Number of ballots audited: 106
3. List the contests on the ballot that were audited: Perry City Mayor
Perry City Council

4. Were there any differences between the Cast Vote Record (CVR) and the votes cast on the ballot?

YES* NO (*If YES, please attach an explanation of any inconsistencies)

Signature Affidavit Audit Summary (complete only if applicable)

5. Number of signature affidavits audited: 106
6. Did the signature audit reveal any inconsistencies between a signature's initial verification and the audit?

YES* NO (*If YES, please attach an explanation any inconsistencies)

Recount Audit Summary (complete only if applicable)

7. Name of contest recounted: _____
8. Number of ballots audited: _____
9. Were there any differences between the Cast Vote Record (CVR) and the votes cast on the ballot?

YES* NO (*If YES, please attach an explanation of any inconsistencies)

2021 MUNICIPAL GENERAL ELECTION

PLYMOUTH

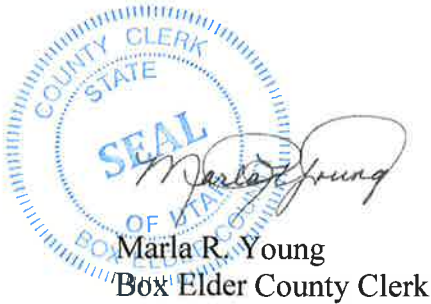
Total registered voters:	219
Total ballots cast:	117
Total percentage voted:	53.42
Ballots counted on election night:	67
Percentage counted on election night:	30.59
Ballots received after November 2 which were timely postmarked and counted:	6
Ballots postmarked after November 2 and not counted:	1

There were 0 voted provisional ballots counted. (Provisional Ballot Report follows)

After counting the valid ballots, the percentage of ballots counted was 53.42 percent.

PROVISIONAL BALLOT REPORT

Provisional ballots counted:	0
------------------------------	---



Marla R. Young
Box Elder County Clerk

Summary Results Report
Municipal General Election
November 2, 2021

ZERO REPORT
Plymouth
Box Elder County

Statistics

TOTAL

Registered Voters - Total	219
Ballots Cast - Total	0
Voter Turnout - Total	0.00%



Summary Results Report
Municipal General Election
November 2, 2021

ZERO REPORT
Plymouth
Box Elder County

Plymouth Town Mayor

Vote For 1

	TOTAL	VOTE %
THOMAS PROVINS	0	
WENDI BARKER	0	
Total Votes Cast	0	
Contest Totals	0	

Plymouth Town Council

Vote For 2

	TOTAL	VOTE %
BURKE N. UDY	0	
CHARLES M WILSON	0	
JESS MARSHALL	0	
Total Votes Cast	0	
Contest Totals	0	

Summary Results Report
Municipal General Election
November 2, 2021

UNOFFICIAL RESULTS
PLYMOUTH
BOX ELDER COUNTY

Statistics	TOTAL
Registered Voters - Total	219
Ballots Cast - Total	67
Voter Turnout - Total	30.59%



Summary Results Report
Municipal General Election
November 2, 2021

UNOFFICIAL RESULTS
PLYMOUTH
BOX ELDER COUNTY

Plymouth Town Mayor

Vote For 1

	TOTAL
THOMAS PROVINS	8
WENDI BARKER	57
Total Votes Cast	65
Contest Totals	67

Plymouth Town Council

Vote For 2

	TOTAL
BURKE N. UDY	56
CHARLES M WILSON	13
JESS MARSHALL	50
Total Votes Cast	119
Contest Totals	134

Summary Results Report
Municipal General Election
November 2, 2021

OFFICIAL RESULTS
PLYMOUTH
BOX ELDER COUNTY

Statistics	TOTAL
Registered Voters - Total	219
Ballots Cast - Total	117
Voter Turnout - Total	53.42%

Official Results
Fori A. Pundun



Summary Results Report
Municipal General Election
November 2, 2021

OFFICIAL RESULTS
PLYMOUTH
BOX ELDER COUNTY

Plymouth Town Mayor

Vote For 1

	TOTAL
THOMAS PROVINS	16
WENDI BARKER	99
Total Votes Cast	115
Contest Totals	117

Plymouth Town Council

Vote For 2

	TOTAL
BURKE N. UDY	99
CHARLES M WILSON	25
JESS MARSHALL	90
Total Votes Cast	214
Contest Totals	234

Code 20A-3a-202(9) requires that a county administering an election to conduct a post-election audit.

The following information was submitted to the state:

Total number of batches: 50

Total number of ballots: 8468

Box Elder County was required to audit 106 ballots and 106 signatures that were randomly selected by the Lt. Governor. An audit of the paper ballots and the results for the DS450 was performed on the paper ballots. The totals for the paper ballots matched. An audit of the signature tabs were compared with signatures on file in Vista. The signatures matched. A copy of the audit report is attached.



Ben A. Purdum



Audit Summary Report

County: Box Elder County Election: 2021 Municipal General

County Clerk's Signature: *Geni A. Pughman Deputy* Date: 11/08/2021



ES&S Ballot Audit Summary

1. Number of ballots processed by ES&S machines (DS200 & DS450): 8468
2. Number of ballots audited: 106
3. List the contests on the ballot that were audited: Perry City Mayor
Perry City Council
4. Were there any differences between the Cast Vote Record (CVR) and the votes cast on the ballot?
 YES* NO (*If YES, please attach an explanation of any inconsistencies)

Signature Affidavit Audit Summary (complete only if applicable)

5. Number of signature affidavits audited: 106
6. Did the signature audit reveal any inconsistencies between a signature's initial verification and the audit?
 YES* NO (*If YES, please attach an explanation any inconsistencies)

Recount Audit Summary (complete only if applicable)

7. Name of contest recounted: _____
8. Number of ballots audited: _____
9. Were there any differences between the Cast Vote Record (CVR) and the votes cast on the ballot?
 YES* NO (*If YES, please attach an explanation of any inconsistencies)

2021 MUNICIPAL GENERAL ELECTION

PORTAGE

Total registered voters:	163
Total ballots cast:	115
Total percentage voted:	70.55
Ballots counted on election night:	94
Percentage counted on election night:	57.67
Ballots received after November 2 which were timely postmarked and counted:	1
Ballots postmarked after November 2 and not counted:	0

There were 6 voted provisional ballots counted. (Provisional Ballot Report follows)

After counting the valid ballots and provisional ballots, the percentage of ballots counted was 70.55 percent.

PROVISIONAL BALLOT REPORT

Provisional ballots counted:	6
------------------------------	---



Marla R. Young
Box Elder County Clerk

Summary Results Report
Municipal General Election
November 2, 2021

ZERO REPORT
Portage
Box Elder County

Statistics	TOTAL
Registered Voters - Total	163
Ballots Cast - Total	0
Voter Turnout - Total	0.00%



Summary Results Report
Municipal General Election
November 2, 2021

ZERO REPORT
Portage
Box Elder County

Portage Town Mayor

Vote For 1

	TOTAL	VOTE %
GRANT L. SMITH	0	
MAX K. HUGGINS	0	
Total Votes Cast	0	
Contest Totals	0	

Portage Town Council

Vote For 2

	TOTAL	VOTE %
TYSON NELSON	0	
LESLEY J. SMITH	0	
Total Votes Cast	0	
Contest Totals	0	

Summary Results Report
Municipal General Election
November 2, 2021

UNOFFICIAL RESULTS
PORTAGE
BOX ELDER COUNTY

Statistics	TOTAL
Registered Voters - Total	163
Ballots Cast - Total	94
Voter Turnout - Total	57.67%



Summary Results Report
Municipal General Election
November 2, 2021

UNOFFICIAL RESULTS
PORTAGE
BOX ELDER COUNTY

Portage Town Mayor

Vote For 1

	TOTAL
GRANT L. SMITH	13
MAX K. HUGGINS	81
Total Votes Cast	94
Contest Totals	94

Portage Town Council

Vote For 2

	TOTAL
TYSON NELSON	79
LESLEY J. SMITH	44
Total Votes Cast	123
Contest Totals	188

Summary Results Report
Municipal General Election
November 2, 2021

OFFICIAL RESULTS
PORTAGE
BOX ELDER COUNTY

Statistics	TOTAL
Registered Voters - Total	163
Ballots Cast - Total	115
Voter Turnout - Total	70.55%



Official Results
M. A. Pindum

A circular blue ink stamp is overlaid with a handwritten signature. The stamp contains the text: "COUNTY CLERK STATE OF UTAH BOX ELDER COUNTY". The signature "M. A. Pindum" is written in black ink across the stamp.

Summary Results Report
Municipal General Election
November 2, 2021

OFFICIAL RESULTS
PORTAGE
BOX ELDER COUNTY

Portage Town Mayor

Vote For 1

	TOTAL
GRANT L. SMITH	19
MAX K. HUGGINS	96
Total Votes Cast	115
Contest Totals	115

Portage Town Council

Vote For 2

	TOTAL
TYSON NELSON	96
LESLEY J. SMITH	56
Total Votes Cast	152
Contest Totals	230

Provisional Ballot Statistics

<u>Status</u>	<u>Reason</u>	<u>Count</u>
Polling Place Bear River Civic Center		
Counted		4
Total		4
Polling Place Corinne City Hall		
Counted		5
Total		5
Polling Place Garland City Offices		
Counted		10
Total		10
Polling Place Honeyville City Offices		
Counted		9
Total		9
Polling Place Mantua Town Hall		
Counted		1
Total		1
Polling Place Perry City Offices		
Counted		10
Total		10
Polling Place Portage Town Hall		
Counted		6
Total		6
Polling Place Tremonton City Offices		
Counted		15
Not Counted	Already Voted	1
Total		16
Polling Place USU Brigham City		
Counted		5
Total		5
Polling Place Willard City Offices		
Counted		16
Total		16

Provisional Ballot Statistics

<u>Status</u>	<u>Reason</u>	<u>Count</u>
County Total		82

Code 20A-3a-202(9) requires that a county administering an election to conduct a post-election audit.

The following information was submitted to the state:

Total number of batches: 50

Total number of ballots: 8468

Box Elder County was required to audit 106 ballots and 106 signatures that were randomly selected by the Lt. Governor. An audit of the paper ballots and the results for the DS450 was performed on the paper ballots. The totals for the paper ballots matched. An audit of the signature tabs were compared with signatures on file in Vista. The signatures matched. A copy of the audit report is attached.



Beri A. Purdum



Audit Summary Report

County: Box Elder County Election: 2021 Municipal General

County Clerk's Signature: *Donna P. Pugh* Date: 11/08/2021



ES&S Ballot Audit Summary

1. Number of ballots processed by ES&S machines (DS200 & DS450): 8468
2. Number of ballots audited: 106
3. List the contests on the ballot that were audited: Perry City Mayor
Perry City Council
4. Were there any differences between the Cast Vote Record (CVR) and the votes cast on the ballot?
 YES* NO (*If YES, please attach an explanation of any inconsistencies)

Signature Affidavit Audit Summary (complete only if applicable)

5. Number of signature affidavits audited: 106
6. Did the signature audit reveal any inconsistencies between a signature's initial verification and the audit?
 YES* NO (*If YES, please attach an explanation any inconsistencies)

Recount Audit Summary (complete only if applicable)

7. Name of contest recounted: _____
8. Number of ballots audited: _____
9. Were there any differences between the Cast Vote Record (CVR) and the votes cast on the ballot?
 YES* NO (*If YES, please attach an explanation of any inconsistencies)

2021 MUNICIPAL GENERAL ELECTION

GARLAND

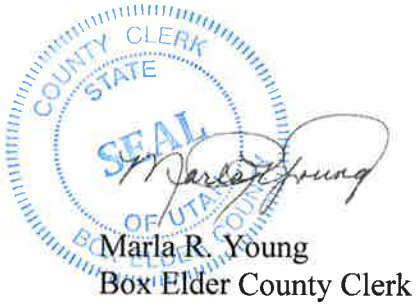
Total registered voters:	1162
Total ballots cast:	537
Total percentage voted:	46.21
Ballots counted on election night:	484
Percentage counted on election night:	41.65
Ballots received after November 2 which were timely postmarked and counted:	2
Ballots postmarked after November 2 and not counted:	1

There was 10 voted provisional ballots counted. (Provisional Ballot Report follows)

After counting the valid ballots and provisional ballots, the percentage of ballots counted was 46.21 percent.

PROVISIONAL BALLOT REPORT

Provisional ballots counted:	10
------------------------------	----



Marla R. Young
Box Elder County Clerk

The image shows a circular blue seal for the Box Elder County Clerk. The seal contains the text "COUNTY CLERK STATE OF UTAH BOX ELDER COUNTY" around the perimeter and "SEAL" in the center. A signature, "Marla R. Young", is written across the seal. Below the seal, the name "Marla R. Young" and title "Box Elder County Clerk" are printed.

Summary Results Report
Municipal General Election
November 2, 2021

ZERO REPORT
Garland
Box Elder County

Statistics	TOTAL
Registered Voters - Total	1,162
Ballots Cast - Total	0
Voter Turnout - Total	0.00%



Summary Results Report
Municipal General Election
November 2, 2021

ZERO REPORT
Garland
Box Elder County

Garland City Mayor

Vote For 1

	TOTAL	VOTE %
LINDA BOURNE	0	
TODD MILLER	0	
Total Votes Cast	0	
Contest Totals	0	

Garland City Council

Vote For 2

	TOTAL	VOTE %
STEVEN K PEACOCK	0	
JEANETTE ATKINSON	0	
KEVIN STAY	0	
Total Votes Cast	0	
Contest Totals	0	

Garland City Council

Vote For 1

	TOTAL	VOTE %
ELIZABETH POTTER	0	
CHARLES BINGHAM	0	
Write-In Totals	0	
Not Assigned	0	
Total Votes Cast	0	
Contest Totals	0	

Summary Results Report
Municipal General Election
November 2, 2021

UNOFFICIAL RESULTS
GARLAND
BOX ELDER COUNTY

Statistics	TOTAL
Registered Voters - Total	1,162
Ballots Cast - Total	484
Voter Turnout - Total	41.65%



Summary Results Report
Municipal General Election
November 2, 2021

UNOFFICIAL RESULTS
GARLAND
BOX ELDER COUNTY

Garland City Mayor

Vote For 1

	TOTAL
LINDA BOURNE	259
TODD MILLER	220
Total Votes Cast	479
Contest Totals	484

Garland City Council

Vote For 2

	TOTAL
STEVEN K PEACOCK	233
JEANETTE ATKINSON	342
KEVIN STAY	209
Total Votes Cast	784
Contest Totals	968

Garland City Council

Vote For 1

	TOTAL
ELIZABETH POTTER	109
CHARLES BINGHAM	187
Write-In Totals	141
Not Assigned	141
Total Votes Cast	437
Contest Totals	484

Summary Results Report
Municipal General Election
November 2, 2021

OFFICIAL RESULTS
GARLAND
BOX ELDER COUNTY

Statistics	TOTAL
Registered Voters - Total	1,162
Ballots Cast - Total	537
Voter Turnout - Total	46.21%



Official Results
Heidi A. Pundum

COUNTY CLERK
STATE OF UTAH
BOX ELDER COUNTY

Summary Results Report
Municipal General Election
November 2, 2021

OFFICIAL RESULTS
GARLAND
BOX ELDER COUNTY

Garland City Mayor

Vote For 1

	TOTAL
LINDA BOURNE	289
TODD MILLER	243
Total Votes Cast	532
Contest Totals	537

Garland City Council

Vote For 2

	TOTAL
STEVEN K PEACOCK	265
JEANETTE ATKINSON	377
KEVIN STAY	226
Total Votes Cast	868
Contest Totals	1,074

Garland City Council (Two Year Term)

Vote For 1

	TOTAL
ELIZABETH POTTER	122
CHARLES BINGHAM	203
Write-In Totals	182
Write-In: JESSICA OLSEN	179
Not Assigned	3
Total Votes Cast	507
Contest Totals	537

GAR1:M

Garland City Mayor

Vote For 1

	TOTAL
LINDA BOURNE	140
TODD MILLER	124
Total Votes Cast	264
Contest Totals	267

Garland City Council

Vote For 2

	TOTAL
STEVEN K PEACOCK	124
JEANETTE ATKINSON	189
KEVIN STAY	112
Total Votes Cast	425
Contest Totals	534

Garland City Council (Two Year Term)

Vote For 1

	TOTAL
ELIZABETH POTTER	69
CHARLES BINGHAM	105
Write-In Totals	76
Write-In: JESSICA OLSEN	73
Not Assigned	3
Total Votes Cast	250
Contest Totals	267

*Precinct Results
Paid. Pundun*



GAR2:M

Garland City Mayor

Vote For 1

	TOTAL
LINDA BOURNE	149
TODD MILLER	119
Total Votes Cast	268
Contest Totals	270

Garland City Council

Vote For 2

	TOTAL
STEVEN K PEACOCK	141
JEANETTE ATKINSON	188
KEVIN STAY	114
Total Votes Cast	443
Contest Totals	540

Garland City Council (Two Year Term)

Vote For 1

	TOTAL
ELIZABETH POTTER	53
CHARLES BINGHAM	98
Write-In Totals	106
Write-In: JESSICA OLSEN	106
Not Assigned	0
Total Votes Cast	257
Contest Totals	270

Provisional Ballot Statistics

<u>Status</u>	<u>Reason</u>	<u>Count</u>
Polling Place Bear River Civic Center		
Counted		4
Total		4
<hr/>		
Polling Place Corinne City Hall		
Counted		5
Total		5
<hr/>		
Polling Place Garland City Offices		
Counted		10
Total		10
<hr/>		
Polling Place Honeyville City Offices		
Counted		9
Total		9
<hr/>		
Polling Place Mantua Town Hall		
Counted		1
Total		1
<hr/>		
Polling Place Perry City Offices		
Counted		10
Total		10
<hr/>		
Polling Place Portage Town Hall		
Counted		6
Total		6
<hr/>		
Polling Place Tremonton City Offices		
Counted		15
Not Counted	Already Voted	1
Total		16
<hr/>		
Polling Place USU Brigham City		
Counted		5
Total		5
<hr/>		
Polling Place Willard City Offices		
Counted		16
Total		16
<hr/>		

Provisional Ballot Statistics

<u>Status</u>	<u>Reason</u>	<u>Count</u>
County Total		82

Code 20A-3a-202(9) requires that a county administering an election to conduct a post-election audit.

The following information was submitted to the state:

Total number of batches: 50

Total number of ballots: 8468

Box Elder County was required to audit 106 ballots and 106 signatures that were randomly selected by the Lt. Governor. An audit of the paper ballots and the results for the DS450 was performed on the paper ballots. The totals for the paper ballots matched. An audit of the signature tabs were compared with signatures on file in Vista. The signatures matched. A copy of the audit report is attached.



Gen A. Pundum



Audit Summary Report

County: Box Elder County Election: 2021 Municipal General

County Clerk's Signature: *Teri A. Pughman Deputy* Date: 11/08/2021



ES&S Ballot Audit Summary

1. Number of ballots processed by ES&S machines (DS200 & DS450): 8468
2. Number of ballots audited: 106
3. List the contests on the ballot that were audited: Perry City Mayor
Perry City Council
4. Were there any differences between the Cast Vote Record (CVR) and the votes cast on the ballot?
 YES* NO (*If YES, please attach an explanation of any inconsistencies)

Signature Affidavit Audit Summary (complete only if applicable)

5. Number of signature affidavits audited: 106
6. Did the signature audit reveal any inconsistencies between a signature's initial verification and the audit?
 YES* NO (*If YES, please attach an explanation any inconsistencies)

Recount Audit Summary (complete only if applicable)

7. Name of contest recounted: _____
8. Number of ballots audited: _____
9. Were there any differences between the Cast Vote Record (CVR) and the votes cast on the ballot?
 YES* NO (*If YES, please attach an explanation of any inconsistencies)

2021 MUNICIPAL GENERAL ELECTION

MANTUA

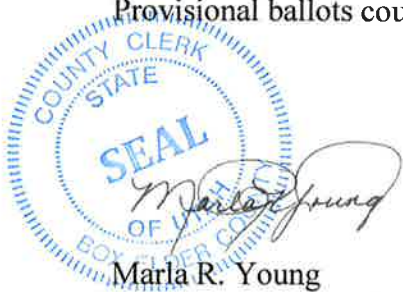
Total registered voters:	752
Total ballots cast:	530
Total percentage voted:	70.48
Ballots counted on election night:	478
Percentage counted on election night:	63.56
Ballots received after November 2 which were timely postmarked and counted:	0
Ballots postmarked after November 2 and not counted:	1

There was 1 voted provisional ballot counted. (Provisional Ballot Report follows)

After counting the valid ballots and provisional ballots, the percentage of ballots counted was 70.48 percent.

PROVISIONAL BALLOT REPORT

Provisional ballots counted:	1
------------------------------	---



Marla R. Young
Box Elder County Clerk

Summary Results Report
Municipal General Election
November 2, 2021

ZERO REPORT
Mantua
Box Elder County

Statistics

TOTAL

Registered Voters - Total	752
Ballots Cast - Total	0
Voter Turnout - Total	0.00%



Summary Results Report
Municipal General Election
November 2, 2021

ZERO REPORT
Mantua
Box Elder County

Mantua Town Mayor

Vote For 1

	TOTAL	VOTE %
JOSEPH BACH	0	
TERRY G NELSON	0	
Total Votes Cast	0	
Contest Totals	0	

Mantua Town Council

Vote For 2

	TOTAL	VOTE %
ERIC ELLIS	0	
KAREN NELSON	0	
JARED JEPPSEN	0	
BLAKE MARSH	0	
Total Votes Cast	0	
Contest Totals	0	

Mantua Town Council

Vote For 1

	TOTAL	VOTE %
PAM EAVES	0	
JUSTIN BROWN	0	
Total Votes Cast	0	
Contest Totals	0	

Summary Results Report
Municipal General Election
November 2, 2021

UNOFFICIAL RESULTS
MANTUA
BOX ELDER COUNTY

Statistics

TOTAL

Registered Voters - Total	752
Ballots Cast - Total	478
Voter Turnout - Total	63.56%



Summary Results Report
Municipal General Election
November 2, 2021

UNOFFICIAL RESULTS
MANTUA
BOX ELDER COUNTY

Mantua Town Mayor

Vote For 1

	TOTAL
JOSEPH BACH	201
TERRY G NELSON	275
Total Votes Cast	476
Contest Totals	478

Mantua Town Council

Vote For 2

	TOTAL
ERIC ELLIS	181
KAREN NELSON	269
JARED JEPPESEN	258
BLAKE MARSH	176
Total Votes Cast	884
Contest Totals	956

Mantua Town Council

Vote For 1

	TOTAL
PAM EAVES	228
JUSTIN BROWN	224
Total Votes Cast	452
Contest Totals	478

Summary Results Report
Municipal General Election
November 2, 2021

OFFICIAL RESULTS
MANTUA
BOX ELDER COUNTY

Statistics

TOTAL

Registered Voters - Total	752
Ballots Cast - Total	530
Voter Turnout - Total	70.48%



Official Results
Heidi A. Purdum

Summary Results Report
Municipal General Election
November 2, 2021

OFFICIAL RESULTS
MANTUA
BOX ELDER COUNTY

Mantua Town Mayor

Vote For 1

	TOTAL
JOSEPH BACH	222
TERRY G NELSON	304
Total Votes Cast	526
Contest Totals	530

Mantua Town Council

Vote For 2

	TOTAL
ERIC ELLIS	202
KAREN NELSON	295
JARED JEPPSEN	291
BLAKE MARSH	197
Total Votes Cast	985
Contest Totals	1,060

Mantua Town Council (Two Year Term)

Vote For 1

	TOTAL
PAM EAVES	243
JUSTIN BROWN	258
Total Votes Cast	501
Contest Totals	530

Provisional Ballot Statistics

<u>Status</u>	<u>Reason</u>	<u>Count</u>
Polling Place Bear River Civic Center		
Counted		4
Total		4
Polling Place Corinne City Hall		
Counted		5
Total		5
Polling Place Garland City Offices		
Counted		10
Total		10
Polling Place Honeyville City Offices		
Counted		9
Total		9
Polling Place Mantua Town Hall		
Counted		1
Total		1
Polling Place Perry City Offices		
Counted		10
Total		10
Polling Place Portage Town Hall		
Counted		6
Total		6
Polling Place Tremonton City Offices		
Counted		15
Not Counted	Already Voted	1
Total		16
Polling Place USU Brigham City		
Counted		5
Total		5
Polling Place Willard City Offices		
Counted		16
Total		16

Provisional Ballot Statistics

<u>Status</u>	<u>Reason</u>	<u>Count</u>
County Total		82

Code 20A-3a-202(9) requires that a county administering an election to conduct a post-election audit.

The following information was submitted to the state:

Total number of batches: 50

Total number of ballots: 8468

Box Elder County was required to audit 106 ballots and 106 signatures that were randomly selected by the Lt. Governor. An audit of the paper ballots and the results for the DS450 was performed on the paper ballots. The totals for the paper ballots matched. An audit of the signature tabs were compared with signatures on file in Vista. The signatures matched. A copy of the audit report is attached.



Ari A. Purdum



Audit Summary Report

County: Box Elder County Election: 2021 Municipal General

County Clerk's Signature: *Teri A. Pughman, Deputy* Date: 11/08/2021



ES&S Ballot Audit Summary

1. Number of ballots processed by ES&S machines (DS200 & DS450): 8468
2. Number of ballots audited: 106
3. List the contests on the ballot that were audited: Perry City Mayor
Perry City Council

4. Were there any differences between the Cast Vote Record (CVR) and the votes cast on the ballot?

YES* NO (*If YES, please attach an explanation of any inconsistencies)

Signature Affidavit Audit Summary (complete only if applicable)

5. Number of signature affidavits audited: 106
6. Did the signature audit reveal any inconsistencies between a signature's initial verification and the audit?

YES* NO (*If YES, please attach an explanation any inconsistencies)

Recount Audit Summary (complete only if applicable)

7. Name of contest recounted: _____
8. Number of ballots audited: _____
9. Were there any differences between the Cast Vote Record (CVR) and the votes cast on the ballot?

YES* NO (*If YES, please attach an explanation of any inconsistencies)

2021 MUNICIPAL GENERAL ELECTION

DEWEYVILLE


Total registered voters:	260
Total ballots cast:	116
Total percentage voted:	44.62
Ballots counted on election night:	112
Percentage counted on election night:	43.08
Ballots received after November 2 which were timely postmarked and counted:	0
Ballots postmarked after November 2 and not counted:	0

There were 0 voted provisional ballots counted. (Provisional Ballot Report follows)

After counting the valid ballots, the percentage of ballots counted was 43.08 percent.

PROVISIONAL BALLOT REPORT

Provisional ballots counted:	0
------------------------------	---



Marla R. Young
Box Elder County Clerk

Summary Results Report
Municipal General Election
November 2, 2021

ZERO REPORT
Deweyville
Box Elder County

Statistics

	TOTAL
Registered Voters - Total	260
Ballots Cast - Total	0
Voter Turnout - Total	0.00%



Zero Report
Geri A. Purdum

Summary Results Report
Municipal General Election
November 2, 2021

ZERO REPORT
Deweyville
Box Elder County

Deweyville Town Mayor

Vote For 1

	TOTAL	VOTE %
LESLEY KENDRICK	0	
Total Votes Cast	0	
Contest Totals	0	

Deweyville Town Council

Vote For 2

	TOTAL	VOTE %
LESLIE R WHEATLEY	0	
KAYSIE BURBANK WILCOX	0	
BUNNY JO BARNETT	0	
NATHAN P SPACKMAN	0	
Total Votes Cast	0	
Contest Totals	0	

Summary Results Report
Municipal General Election
November 2, 2021

UNOFFICIAL RESULTS
DEWEYVILLE
BOX ELDER COUNTY

Statistics	TOTAL
Registered Voters - Total	260
Ballots Cast - Total	112
Voter Turnout - Total	43.08%



Official seal of the Box Elder County Clerk, Sarah A. Pundum. The seal is circular with a blue border containing the text "COUNTY CLERK STATE" at the top and "SARAH A. PUNDUM BOX ELDER COUNTY" at the bottom. Overlaid on the seal is the handwritten text "Election Night Results" and "Sarah A. Pundum" in black ink.

Summary Results Report
Municipal General Election
November 2, 2021

UNOFFICIAL RESULTS
DEWEYVILLE
BOX ELDER COUNTY

Deweyville Town Mayor

Vote For 1

	TOTAL
LESLEY KENDRICK	107
Total Votes Cast	107
Contest Totals	112

Deweyville Town Council

Vote For 2

	TOTAL
LESLIE R WHEATLEY	74
KAYSIE BURBANK WILCOX	13
BUNNY JO BARNETT	45
NATHAN P SPACKMAN	88
Total Votes Cast	220
Contest Totals	224

Summary Results Report
Municipal General Election
November 2, 2021

OFFICIAL RESULTS
DEWEYVILLE
BOX ELDER COUNTY

Statistics	TOTAL
Registered Voters - Total	260
Ballots Cast - Total	116
Voter Turnout - Total	44.62%



Official Results
Geri A. Pundum

The seal is circular with a blue border. The text inside the seal reads "COUNTY CLERK STATE OF UTAH BOX ELDER COUNTY" around the perimeter and "SEAL" in the center. The signature "Geri A. Pundum" is written in black ink over the seal.

Summary Results Report
Municipal General Election
November 2, 2021

OFFICIAL RESULTS
DEWEYVILLE
BOX ELDER COUNTY

Deweyville Town Mayor

Vote For 1

	TOTAL
LESLEY KENDRICK	111
Total Votes Cast	111
Contest Totals	116

Deweyville Town Council

Vote For 2

	TOTAL
LESLIE R WHEATLEY	76
KAYSIE BURBANK WILCOX- DISQUALIFIED	0
BUNNY JO BARNETT	46
NATHAN P SPACKMAN	92
Total Votes Cast	214
Contest Totals	232

Code 20A-3a-202(9) requires that a county administering an election to conduct a post-election audit.

The following information was submitted to the state:

Total number of batches: 50

Total number of ballots: 8468

Box Elder County was required to audit 106 ballots and 106 signatures that were randomly selected by the Lt. Governor. An audit of the paper ballots and the results for the DS450 was performed on the paper ballots. The totals for the paper ballots matched. An audit of the signature tabs were compared with signatures on file in Vista. The signatures matched. A copy of the audit report is attached.



Ken A. Purdum



Audit Summary Report

County: Box Elder County Election: 2021 Municipal General

County Clerk's Signature: *Teri A. Pughon Deputy* Date: 11/08/2021

ES&S Ballot Audit Summary

1. Number of ballots processed by ES&S machines (DS200 & DS450): 8468
2. Number of ballots audited: 106
3. List the contests on the ballot that were audited: Perry City Mayor
Perry City Council
4. Were there any differences between the Cast Vote Record (CVR) and the votes cast on the ballot?
 YES* NO (*If YES, please attach an explanation of any inconsistencies)

Signature Affidavit Audit Summary (complete only if applicable)

5. Number of signature affidavits audited: 106
6. Did the signature audit reveal any inconsistencies between a signature's initial verification and the audit?
 YES* NO (*If YES, please attach an explanation any inconsistencies)

Recount Audit Summary (complete only if applicable)

7. Name of contest recounted: _____
8. Number of ballots audited: _____
9. Were there any differences between the Cast Vote Record (CVR) and the votes cast on the ballot?
 YES* NO (*If YES, please attach an explanation of any inconsistencies)

2021 MUNICIPAL GENERAL ELECTION

BEAR RIVER CITY


Total registered voters:	540
Total ballots cast:	234
Total percentage voted:	43.33
Ballots counted on election night:	197
Percentage counted on election night:	36.48
Ballots received after November 2 which were timely postmarked and counted:	0
Ballots postmarked after November 2 and not counted:	0

There was 3 voted provisional ballots counted. (Provisional Ballot Report follows)

After counting the valid ballots and provisional ballots, the percentage of ballots counted was 43.33 percent.

PROVISIONAL BALLOT REPORT

Provisional ballots counted:	3
------------------------------	---



Marla R. Young
Box Elder County Clerk

Summary Results Report
Municipal General Election
November 2, 2021

ZERO REPORT
Bear River City
Box Elder County

Statistics

	TOTAL
Registered Voters - Total	540
Ballots Cast - Total	0
Voter Turnout - Total	0.00%



Summary Results Report
Municipal General Election
November 2, 2021

ZERO REPORT
Bear River City
Box Elder County

Bear River City Mayor

Vote For 1

	TOTAL	VOTE %
MEGAN ARMSTRONG	0	
Total Votes Cast	0	
Contest Totals	0	

Bear River City Council

Vote For 2

	TOTAL	VOTE %
JOSHUA J DALLIN	0	
CLINTON T. ARMSTRONG	0	
RIGGIN JAY HOLMGREN	0	
Total Votes Cast	0	
Contest Totals	0	

Summary Results Report
Municipal General Election
November 2, 2021

UNOFFICIAL RESULTS
BEAR RIVER CITY
BOX ELDER COUNTY

Statistics	TOTAL
Registered Voters - Total	540
Ballots Cast - Total	197
Voter Turnout - Total	36.48%



Summary Results Report
Municipal General Election
November 2, 2021

UNOFFICIAL RESULTS
BEAR RIVER CITY
BOX ELDER COUNTY

Bear River City Mayor

Vote For 1

	TOTAL
MEGAN ARMSTRONG	183
Total Votes Cast	183
Contest Totals	197

Bear River City Council

Vote For 2

	TOTAL
JOSHUA J DALLIN	179
CLINTON T. ARMSTRONG	56
RIGGIN JAY HOLMGREN	148
Total Votes Cast	383
Contest Totals	394

Summary Results Report
Municipal General Election
November 2, 2021

OFFICIAL RESULTS
BEAR RIVER CITY
BOX ELDER COUNTY

Statistics	TOTAL
Registered Voters - Total	540
Ballots Cast - Total	234
Voter Turnout - Total	43.33%



A circular blue stamp with the text "COUNTY CLERK STATE OF UTAH BOX ELDER COUNTY" around the perimeter. Overlaid on the stamp is the handwritten text "Official Results" and "Gari A. Pundum" in black ink.

Summary Results Report
Municipal General Election
November 2, 2021

OFFICIAL RESULTS
BEAR RIVER CITY
BOX ELDER COUNTY

Bear River City Mayor

Vote For 1

	TOTAL
MEGAN ARMSTRONG	215
Total Votes Cast	215
Contest Totals	234

Bear River City Council

Vote For 2

	TOTAL
JOSHUA J DALLIN	212
CLINTON T. ARMSTRONG	68
RIGGIN JAY HOLMGREN	176
Total Votes Cast	456
Contest Totals	468

Provisional Ballot Statistics

<u>Status</u>	<u>Reason</u>	<u>Count</u>
Polling Place Bear River Civic Center		
Counted		4
Total		4
<hr/>		
Polling Place Corinne City Hall		
Counted		5
Total		5
<hr/>		
Polling Place Garland City Offices		
Counted		10
Total		10
<hr/>		
Polling Place Honeyville City Offices		
Counted		9
Total		9
<hr/>		
Polling Place Mantua Town Hall		
Counted		1
Total		1
<hr/>		
Polling Place Perry City Offices		
Counted		10
Total		10
<hr/>		
Polling Place Portage Town Hall		
Counted		6
Total		6
<hr/>		
Polling Place Tremonton City Offices		
Counted		15
Not Counted	Already Voted	1
Total		16
<hr/>		
Polling Place USU Brigham City		
Counted		5
Total		5
<hr/>		
Polling Place Willard City Offices		
Counted		16
Total		16
<hr/>		

Provisional Ballot Statistics

<u>Status</u>	<u>Reason</u>	<u>Count</u>
County Total		82

Code 20A-3a-202(9) requires that a county administering an election to conduct a post-election audit.

The following information was submitted to the state:

Total number of batches: 50

Total number of ballots: 8468

Box Elder County was required to audit 106 ballots and 106 signatures that were randomly selected by the Lt. Governor. An audit of the paper ballots and the results for the DS450 was performed on the paper ballots. The totals for the paper ballots matched. An audit of the signature tabs were compared with signatures on file in Vista. The signatures matched. A copy of the audit report is attached.



Reia A. Purdum





Audit Summary Report

County: Box Elder County Election: 2021 Municipal General

County Clerk's Signature: *Donna P. Pugh Deputy* Date: 11/08/2021



ES&S Ballot Audit Summary

1. Number of ballots processed by ES&S machines (DS200 & DS450): 8468
2. Number of ballots audited: 106
3. List the contests on the ballot that were audited: Perry City Mayor
Perry City Council

4. Were there any differences between the Cast Vote Record (CVR) and the votes cast on the ballot?

YES*

NO

(*If YES, please attach an explanation of any inconsistencies)

Signature Affidavit Audit Summary *(complete only if applicable)*

5. Number of signature affidavits audited: 106
6. Did the signature audit reveal any inconsistencies between a signature's initial verification and the audit?

YES*

NO

(*If YES, please attach an explanation any inconsistencies)

Recount Audit Summary *(complete only if applicable)*

7. Name of contest recounted: _____
8. Number of ballots audited: _____
9. Were there any differences between the Cast Vote Record (CVR) and the votes cast on the ballot?

YES*

NO

(*If YES, please attach an explanation of any inconsistencies)

2021 MUNICIPAL GENERAL ELECTION

BRIGHAM CITY


Total registered voters:	10,234
Total ballots cast:	3314
Total percentage voted:	32.38
Ballots counted on election night:	2853
Percentage counted on election night:	27.88
Ballots received after November 2 which were timely postmarked and counted:	0
Ballots postmarked after November 2 and not counted:	6

There was 4 voted provisional ballots counted. (Provisional Ballot Report follows)

After counting the valid ballots and provisional ballots, the percentage of ballots counted was 32.38 percent.

PROVISIONAL BALLOT REPORT

Provisional ballots counted:	4
------------------------------	---



Marla R. Young
Box Elder County Clerk

Summary Results Report
Municipal General Election
November 2, 2021

ZERO REPORT
Brigham City
Box Elder County

Statistics

	TOTAL
Registered Voters - Total	10,234
Ballots Cast - Total	0
Voter Turnout - Total	0.00%



Summary Results Report
Municipal General Election
November 2, 2021

ZERO REPORT
Brigham City
Box Elder County

Brigham City Mayor

Vote For 1

	TOTAL
DENNIS J BOTT (DJ)	0
Write-In Totals	0
Not Assigned	0
Total Votes Cast	0
Contest Totals	0

Brigham City Council

Vote For 2

	TOTAL
THOMAS WESLEY PETERSON	0
RYAN SMITH	0
MATTHEW JENSEN	0
Total Votes Cast	0
Contest Totals	0

Summary Results Report
Municipal General Election
November 2, 2021

UNOFFICIAL RESULTS
BRIGHAM CITY
BOX ELDER COUNTY

Statistics	TOTAL
Registered Voters - Total	10,234
Ballots Cast - Total	2,853
Voter Turnout - Total	27.88%



Summary Results Report
Municipal General Election
November 2, 2021

UNOFFICIAL RESULTS
BRIGHAM CITY
BOX ELDER COUNTY

Brigham City Mayor

Vote For 1

	TOTAL
DENNIS J BOTT (DJ)	2,389
Write-In Totals	371
Not Assigned	371
Total Votes Cast	2,760
Contest Totals	2,853

Brigham City Council

Vote For 2

	TOTAL
THOMAS WESLEY PETERSON	1,627
RYAN SMITH	1,718
MATTHEW JENSEN	1,727
Total Votes Cast	5,072
Contest Totals	5,706

Summary Results Report
Municipal General Election
November 2, 2021

OFFICIAL RESULTS
BRIGHAM CITY
BOX ELDER COUNTY

Statistics

	TOTAL
Registered Voters - Total	10,234
Ballots Cast - Total	3,314
Voter Turnout - Total	32.38%



A circular blue stamp from the Box Elder County Clerk's office is overlaid with a handwritten signature in black ink. The stamp contains the text "COUNTY CLERK STATE OF UTAH BOX ELDER COUNTY". The signature reads "Official Results" on the top line and "Kerri A. Pundum" on the bottom line.

Summary Results Report
Municipal General Election
November 2, 2021

OFFICIAL RESULTS
BRIGHAM CITY
BOX ELDER COUNTY

Brigham City Mayor

Vote For 1

	TOTAL
DENNIS J BOTT (DJ)	2,735
Write-In Totals	478
Write-In: THARON VALENCIA	374
Not Assigned	104
Total Votes Cast	3,213
Contest Totals	3,314

Brigham City Council

Vote For 2

	TOTAL
THOMAS WESLEY PETERSON	1,898
RYAN SMITH	1,995
MATTHEW JENSEN	1,968
Total Votes Cast	5,861
Contest Totals	6,628

BC01

Brigham City Mayor

Vote For 1

	TOTAL
DENNIS J BOTT (DJ)	259
Write-In Totals	37
Write-In: THARON VALENCIA	32
Not Assigned	5
Total Votes Cast	296
Contest Totals	305

Brigham City Council

Vote For 2

	TOTAL
THOMAS WESLEY PETERSON	209
RYAN SMITH	160
MATTHEW JENSEN	170
Total Votes Cast	539
Contest Totals	610



BC02

Brigham City Mayor

Vote For 1

	TOTAL
DENNIS J BOTT (DJ)	234
Write-In Totals	33
Write-In: THARON VALENCIA	17
Not Assigned	16
Total Votes Cast	267
Contest Totals	273

Brigham City Council

Vote For 2

	TOTAL
THOMAS WESLEY PETERSON	173
RYAN SMITH	175
MATTHEW JENSEN	137
Total Votes Cast	485
Contest Totals	546

BC03

Brigham City Mayor

Vote For 1

	TOTAL
DENNIS J BOTT (DJ)	165
Write-In Totals	33
Write-In: THARON VALENCIA	27
Not Assigned	6
Total Votes Cast	198
Contest Totals	202

Brigham City Council

Vote For 2

	TOTAL
THOMAS WESLEY PETERSON	123
RYAN SMITH	116
MATTHEW JENSEN	119
Total Votes Cast	358
Contest Totals	404

BC04

Brigham City Mayor

Vote For 1

	TOTAL
DENNIS J BOTT (DJ)	113
Write-In Totals	40
Write-In: THARON VALENCIA	30
Not Assigned	10
Total Votes Cast	153
Contest Totals	160

Brigham City Council

Vote For 2

	TOTAL
THOMAS WESLEY PETERSON	92
RYAN SMITH	95
MATTHEW JENSEN	89
Total Votes Cast	276
Contest Totals	320

BC05

Brigham City Mayor

Vote For 1

	TOTAL
DENNIS J BOTT (DJ)	122
Write-In Totals	26
Write-In: THARON VALENCIA	21
Not Assigned	5
Total Votes Cast	148
Contest Totals	154

Brigham City Council

Vote For 2

	TOTAL
THOMAS WESLEY PETERSON	77
RYAN SMITH	102
MATTHEW JENSEN	98
Total Votes Cast	277
Contest Totals	308

BC06

Brigham City Mayor

Vote For 1

	TOTAL
DENNIS J BOTT (DJ)	259
Write-In Totals	69
Write-In: THARON VALENCIA	58
Not Assigned	11
Total Votes Cast	328
Contest Totals	340

Brigham City Council

Vote For 2

	TOTAL
THOMAS WESLEY PETERSON	168
RYAN SMITH	171
MATTHEW JENSEN	273
Total Votes Cast	612
Contest Totals	680

BC07

Brigham City Mayor

Vote For 1

	TOTAL
DENNIS J BOTT (DJ)	215
Write-In Totals	24
Write-In: THARON VALENCIA	18
Not Assigned	6
Total Votes Cast	239
Contest Totals	243

Brigham City Council

Vote For 2

	TOTAL
THOMAS WESLEY PETERSON	131
RYAN SMITH	164
MATTHEW JENSEN	146
Total Votes Cast	441
Contest Totals	486

BC08

Brigham City Mayor

Vote For 1

	TOTAL
DENNIS J BOTT (DJ)	91
Write-In Totals	15
Write-In: THARON VALENCIA	12
Not Assigned	3
Total Votes Cast	106
Contest Totals	110

Brigham City Council

Vote For 2

	TOTAL
THOMAS WESLEY PETERSON	64
RYAN SMITH	68
MATTHEW JENSEN	57
Total Votes Cast	189
Contest Totals	220

BC09

Brigham City Mayor

Vote For 1

	TOTAL
DENNIS J BOTT (DJ)	111
Write-In Totals	21
Write-In: THARON VALENCIA	15
Not Assigned	6
Total Votes Cast	132
Contest Totals	135

Brigham City Council

Vote For 2

	TOTAL
THOMAS WESLEY PETERSON	80
RYAN SMITH	82
MATTHEW JENSEN	78
Total Votes Cast	240
Contest Totals	270

BC10

Brigham City Mayor

Vote For 1

	TOTAL
DENNIS J BOTT (DJ)	198
Write-In Totals	18
Write-In: THARON VALENCIA	15
Not Assigned	3
Total Votes Cast	216
Contest Totals	224

Brigham City Council

Vote For 2

	TOTAL
THOMAS WESLEY PETERSON	116
RYAN SMITH	137
MATTHEW JENSEN	150
Total Votes Cast	403
Contest Totals	448

BC11

Brigham City Mayor

Vote For 1

	TOTAL
DENNIS J BOTT (DJ)	159
Write-In Totals	17
Write-In: THARON VALENCIA	15
Not Assigned	2
Total Votes Cast	176
Contest Totals	183

Brigham City Council

Vote For 2

	TOTAL
THOMAS WESLEY PETERSON	103
RYAN SMITH	118
MATTHEW JENSEN	114
Total Votes Cast	335
Contest Totals	366



BC12

Brigham City Mayor

Vote For 1

	TOTAL
DENNIS J BOTT (DJ)	220
Write-In Totals	49
Write-In: THARON VALENCIA	42
Not Assigned	7
Total Votes Cast	269
Contest Totals	282

Brigham City Council

Vote For 2

	TOTAL
THOMAS WESLEY PETERSON	174
RYAN SMITH	167
MATTHEW JENSEN	164
Total Votes Cast	505
Contest Totals	564

BC13

Brigham City Mayor

Vote For 1

	TOTAL
DENNIS J BOTT (DJ)	132
Write-In Totals	36
Write-In: THARON VALENCIA	33
Not Assigned	3
Total Votes Cast	168
Contest Totals	171

Brigham City Council

Vote For 2

	TOTAL
THOMAS WESLEY PETERSON	105
RYAN SMITH	101
MATTHEW JENSEN	93
Total Votes Cast	299
Contest Totals	342

BC14

Brigham City Mayor

Vote For 1

	TOTAL
DENNIS J BOTT (DJ)	200
Write-In Totals	26
Write-In: THARON VALENCIA	15
Not Assigned	11
Total Votes Cast	226
Contest Totals	230

Brigham City Council

Vote For 2

	TOTAL
THOMAS WESLEY PETERSON	146
RYAN SMITH	118
MATTHEW JENSEN	127
Total Votes Cast	391
Contest Totals	460

BC15

Brigham City Mayor

Vote For 1

	TOTAL
DENNIS J BOTT (DJ)	257
Write-In Totals	34
Write-In: THARON VALENCIA	24
Not Assigned	10
Total Votes Cast	291
Contest Totals	302

Brigham City Council

Vote For 2

	TOTAL
THOMAS WESLEY PETERSON	137
RYAN SMITH	221
MATTHEW JENSEN	153
Total Votes Cast	511
Contest Totals	604

Provisional Ballot Statistics

<u>Status</u>	<u>Reason</u>	<u>Count</u>
Polling Place Bear River Civic Center		
Counted		4
Total		4
Polling Place Corinne City Hall		
Counted		5
Total		5
Polling Place Garland City Offices		
Counted		10
Total		10
Polling Place Honeyville City Offices		
Counted		9
Total		9
Polling Place Mantua Town Hall		
Counted		1
Total		1
Polling Place Perry City Offices		
Counted		10
Total		10
Polling Place Portage Town Hall		
Counted		6
Total		6
Polling Place Tremonton City Offices		
Counted		15
Not Counted	Already Voted	1
Total		16
Polling Place USU Brigham City		
Counted		5
Total		5
Polling Place Willard City Offices		
Counted		16
Total		16

Provisional Ballot Statistics

<u>Status</u>	<u>Reason</u>	<u>Count</u>
County Total		82

Disposition of Absentee Ballots

Municipal General (11/02/2021)

Districts Included: Brigham City Council, Brigham City Mayor

	Military	International	FPCA	FPCA, Mil, International	FPCA, Military	FPCA, International	Military, International	Total Absentee
Ballots Sent	16	4	0	2	0	0	2	18,874
Ballots Returned	6	0	0	0	0	0	0	7,660
Ballots Counted	2	0	0	0	0	0	0	6,500

Code 20A-3a-202(9) requires that a county administering an election to conduct a post-election audit.

The following information was submitted to the state:

Total number of batches: 50

Total number of ballots: 8468

Box Elder County was required to audit 106 ballots and 106 signatures that were randomly selected by the Lt. Governor. An audit of the paper ballots and the results for the DS450 was performed on the paper ballots. The totals for the paper ballots matched. An audit of the signature tabs were compared with signatures on file in Vista. The signatures matched. A copy of the audit report is attached.




Ben A. Puchner



Audit Summary Report

County: Box Elder County Election: 2021 Municipal General

County Clerk's Signature: Teri A. Pughon Deputy Date: 11/08/2021



ES&S Ballot Audit Summary

1. Number of ballots processed by ES&S machines (DS200 & DS450): 8468
2. Number of ballots audited: 106
3. List the contests on the ballot that were audited: Perry City Mayor
Perry City Council

4. Were there any differences between the Cast Vote Record (CVR) and the votes cast on the ballot?

YES*

NO

(*If YES, please attach an explanation of any inconsistencies)

Signature Affidavit Audit Summary (complete only if applicable)

5. Number of signature affidavits audited: 106
6. Did the signature audit reveal any inconsistencies between a signature's initial verification and the audit?

YES*

NO

(*If YES, please attach an explanation any inconsistencies)

Recount Audit Summary (complete only if applicable)

7. Name of contest recounted: _____
8. Number of ballots audited: _____
9. Were there any differences between the Cast Vote Record (CVR) and the votes cast on the ballot?

YES*

NO

(*If YES, please attach an explanation of any inconsistencies)

2021 MUNICIPAL GENERAL ELECTION

CORINNE

Total registered voters:	398
Total ballots cast:	189
Total percentage voted:	47.49
Ballots counted on election night:	169
Percentage counted on election night:	42.46
Ballots received after November 2 which were timely postmarked and counted:	0
Ballots postmarked after November 2 and not counted:	0

There was 5 voted provisional ballots counted. (Provisional Ballot Report follows)

After counting the valid ballots and provisional ballots, the percentage of ballots counted was 47.49 percent.

PROVISIONAL BALLOT REPORT

Provisional ballots counted:	5
------------------------------	---



Marla R. Young
Box Elder County Clerk

Summary Results Report
Municipal General Election
November 2, 2021

ZERO REPORT
Corinne
Box Elder County

Statistics

TOTAL

Registered Voters - Total	398
Ballots Cast - Total	0
Voter Turnout - Total	0.00%

Zero Report
Traci A. Puchner



Summary Results Report
Municipal General Election
November 2, 2021

ZERO REPORT
Corinne
Box Elder County

Corinne City Mayor

Vote For 1

	TOTAL	VOTE %
SHANE D. BATON	0	
PATTY TILLMAN	0	
Total Votes Cast	0	
Contest Totals	0	

Corinne City Council

Vote For 2

	TOTAL	VOTE %
ANN M. WHITAKER	0	
DANNA HUTCHISON	0	
CURTIS M HANSEN	0	
WADE LAYTON	0	
Total Votes Cast	0	
Contest Totals	0	

Summary Results Report
Municipal General Election
November 2, 2021

UNOFFICIAL RESULTS
CORINNE
BOX ELDER COUNTY

Statistics	TOTAL
Registered Voters - Total	398
Ballots Cast - Total	169
Voter Turnout - Total	42.46%



Summary Results Report
Municipal General Election
November 2, 2021

UNOFFICIAL RESULTS
CORINNE
BOX ELDER COUNTY

Corinne City Mayor

Vote For 1

	TOTAL
SHANE D. BATON	136
PATTY TILLMAN	31
Total Votes Cast	167
Contest Totals	169

Corinne City Council

Vote For 2

	TOTAL
ANN M. WHITAKER	101
DANNA HUTCHISON	52
CURTIS M HANSEN	94
WADE LAYTON	75
Total Votes Cast	322
Contest Totals	338

Summary Results Report
Municipal General Election
November 2, 2021

OFFICIAL RESULTS
CORINNE
BOX ELDER COUNTY

Statistics	TOTAL
Registered Voters - Total	398
Ballots Cast - Total	189
Voter Turnout - Total	47.49%



Summary Results Report
Municipal General Election
November 2, 2021

OFFICIAL RESULTS
CORINNE
BOX ELDER COUNTY

Corinne City Mayor

Vote For 1

	TOTAL
SHANE D. BATON	151
PATTY TILLMAN	36
Total Votes Cast	187
Contest Totals	189

Corinne City Council

Vote For 2

	TOTAL
ANN M. WHITAKER	119
DANNA HUTCHISON	57
CURTIS M HANSEN	101
WADE LAYTON	81
Total Votes Cast	358
Contest Totals	378

Provisional Ballot Statistics

<u>Status</u>	<u>Reason</u>	<u>Count</u>
Polling Place Bear River Civic Center		
Counted		4
Total		4
<hr/>		
Polling Place Corinne City Hall		
Counted		5
Total		5
<hr/>		
Polling Place Garland City Offices		
Counted		10
Total		10
<hr/>		
Polling Place Honeyville City Offices		
Counted		9
Total		9
<hr/>		
Polling Place Mantua Town Hall		
Counted		1
Total		1
<hr/>		
Polling Place Perry City Offices		
Counted		10
Total		10
<hr/>		
Polling Place Portage Town Hall		
Counted		6
Total		6
<hr/>		
Polling Place Tremonton City Offices		
Counted		15
Not Counted	Already Voted	1
Total		16
<hr/>		
Polling Place USU Brigham City		
Counted		5
Total		5
<hr/>		
Polling Place Willard City Offices		
Counted		16
Total		16
<hr/>		

Provisional Ballot Statistics

<u>Status</u>	<u>Reason</u>	<u>Count</u>
County Total		82

Code 20A-3a-202(9) requires that a county administering an election to conduct a post-election audit.

The following information was submitted to the state:

Total number of batches: 50

Total number of ballots: 8468

Box Elder County was required to audit 106 ballots and 106 signatures that were randomly selected by the Lt. Governor. An audit of the paper ballots and the results for the DS450 was performed on the paper ballots. The totals for the paper ballots matched. An audit of the signature tabs were compared with signatures on file in Vista. The signatures matched. A copy of the audit report is attached.



Heidi Pridem



Audit Summary Report

County: Box Elder County Election: 2021 Municipal General

County Clerk's Signature: *Geni A. Pughon Deputy* Date: 11/08/2021



ES&S Ballot Audit Summary

1. Number of ballots processed by ES&S machines (DS200 & DS450): 8468
2. Number of ballots audited: 106
3. List the contests on the ballot that were audited: Perry City Mayor
Perry City Council
4. Were there any differences between the Cast Vote Record (CVR) and the votes cast on the ballot?
 YES* NO (*If YES, please attach an explanation of any inconsistencies)

Signature Affidavit Audit Summary (complete only if applicable)

5. Number of signature affidavits audited: 106
6. Did the signature audit reveal any inconsistencies between a signature's initial verification and the audit?
 YES* NO (*If YES, please attach an explanation any inconsistencies)

Recount Audit Summary (complete only if applicable)

7. Name of contest recounted: _____
8. Number of ballots audited: _____
9. Were there any differences between the Cast Vote Record (CVR) and the votes cast on the ballot?
 YES* NO (*If YES, please attach an explanation of any inconsistencies)

2021 MUNICIPAL GENERAL ELECTION

PERRY


Total registered voters:	3213
Total ballots cast:	1226
Total percentage voted:	38.16
Ballots counted on election night:	1103
Percentage counted on election night:	34.33
Ballots received after November 2 which were timely postmarked and counted:	0
Ballots postmarked after November 2 and not counted:	0

There was 6 voted provisional ballots counted. (Provisional Ballot Report follows)

After counting the valid ballots and provisional ballots, the percentage of ballots counted was 38.16 percent.

PROVISIONAL BALLOT REPORT

Provisional ballots counted:	6
------------------------------	---



Marla R. Young
Box Elder County Clerk

Summary Results Report
Municipal General Election
November 2, 2021

ZERO REPORT
Perry
Box Elder County

Statistics	TOTAL
Registered Voters - Total	3,213
Ballots Cast - Total	0
Voter Turnout - Total	0.00%



Summary Results Report
Municipal General Election
November 2, 2021

ZERO REPORT
Perry
Box Elder County

Perry City Mayor

Vote For 1

	TOTAL	VOTE %
KEVIN JEPPSEN	0	
Total Votes Cast	0	
Contest Totals	0	

Perry City Council

Vote For 2

	TOTAL	VOTE %
DAVE WALKER	0	
ESTHER MONTGOMERY	0	
ASHLEY MALAN YOUNG	0	
Total Votes Cast	0	
Contest Totals	0	

Summary Results Report
Municipal General Election
November 2, 2021

UNOFFICIAL RESULTS
PERRY
BOX ELDER COUNTY

Statistics	TOTAL
Registered Voters - Total	3,213
Ballots Cast - Total	1,103
Voter Turnout - Total	34.33%



COUNTY CLERK
STATE
SEAL
OF UT
BOX ELDER

Election Night
Ava A. Puddum

Summary Results Report
Municipal General Election
November 2, 2021

UNOFFICIAL RESULTS
PERRY
BOX ELDER COUNTY

Perry City Mayor

Vote For 1

	TOTAL
KEVIN JEPPSEN	1,012
Total Votes Cast	1,012
Contest Totals	1,103

Perry City Council

Vote For 2


	TOTAL
DAVE WALKER	904
ESTHER MONTGOMERY	537
ASHLEY MALAN YOUNG	590
Total Votes Cast	2,031
Contest Totals	2,206

Summary Results Report
Municipal General Election
November 2, 2021

OFFICIAL RESULTS
PERRY
BOX ELDER COUNTY

Statistics

	TOTAL
Registered Voters - Total	3,213
Ballots Cast - Total	1,226
Voter Turnout - Total	38.16%



Summary Results Report
Municipal General Election
November 2, 2021

OFFICIAL RESULTS
PERRY
BOX ELDER COUNTY

Perry City Mayor

Vote For 1

	TOTAL
KEVIN JEPPSEN	1,118
Total Votes Cast	1,118
Contest Totals	1,226

Perry City Council

Vote For 2

	TOTAL
DAVE WALKER	1,002
ESTHER MONTGOMERY	590
ASHLEY MALAN YOUNG	661
Total Votes Cast	2,253
Contest Totals	2,452

PER1:M

Perry City Mayor

Vote For 1

	TOTAL
KEVIN JEPPSEN	287
Total Votes Cast	287
Contest Totals	312

Perry City Council

Vote For 2

	TOTAL
DAVE WALKER	258
ESTHER MONTGOMERY	163
ASHLEY MALAN YOUNG	159
Total Votes Cast	580
Contest Totals	624



Precinct Results

PER2

Perry City Mayor

Vote For 1

	TOTAL
KEVIN JEPPSEN	213
Total Votes Cast	213
Contest Totals	226

Perry City Council

Vote For 2

	TOTAL
DAVE WALKER	199
ESTHER MONTGOMERY	113
ASHLEY MALAN YOUNG	102
Total Votes Cast	414
Contest Totals	452

PER3

Perry City Mayor

Vote For 1

	TOTAL
KEVIN JEPPSEN	326
Total Votes Cast	326
Contest Totals	347

Perry City Council

Vote For 2

	TOTAL
DAVE WALKER	290
ESTHER MONTGOMERY	195
ASHLEY MALAN YOUNG	168
Total Votes Cast	653
Contest Totals	694

PER4:M

Perry City Mayor

Vote For 1

	TOTAL
KEVIN JEPPSEN	292
Total Votes Cast	292
Contest Totals	341

Perry City Council

Vote For 2

	TOTAL
DAVE WALKER	255
ESTHER MONTGOMERY	119
ASHLEY MALAN YOUNG	232
Total Votes Cast	606
Contest Totals	682

Provisional Ballot Statistics

<u>Status</u>	<u>Reason</u>	<u>Count</u>
Polling Place Bear River Civic Center		
Counted		4
Total		4
<hr/>		
Polling Place Corinne City Hall		
Counted		5
Total		5
<hr/>		
Polling Place Garland City Offices		
Counted		10
Total		10
<hr/>		
Polling Place Honeyville City Offices		
Counted		9
Total		9
<hr/>		
Polling Place Mantua Town Hall		
Counted		1
Total		1
<hr/>		
Polling Place Perry City Offices		
Counted		10
Total		10
<hr/>		
Polling Place Portage Town Hall		
Counted		6
Total		6
<hr/>		
Polling Place Tremonton City Offices		
Counted		15
Not Counted	Already Voted	1
Total		16
<hr/>		
Polling Place USU Brigham City		
Counted		5
Total		5
<hr/>		
Polling Place Willard City Offices		
Counted		16
Total		16
<hr/>		

Provisional Ballot Statistics

<u>Status</u>	<u>Reason</u>	<u>Count</u>
County Total		82

Disposition of Absentee Ballots

Municipal General (11/02/2021)

Districts Included: Perry City Council, Perry City Mayor

	Military	International	FPCA	FPCA, Mil, International	FPCA, Military	FPCA, International	Military, International	Total Absentee
Ballots Sent	4	2	0	0	0	0	2	6,372
Ballots Returned	2	0	0	0	0	0	2	2,458
Ballots Counted	2	0	0	0	0	0	2	2,424

Code 20A-3a-202(9) requires that a county administering an election to conduct a post-election audit.

The following information was submitted to the state:

Total number of batches: 50

Total number of ballots: 8468

Box Elder County was required to audit 106 ballots and 106 signatures that were randomly selected by the Lt. Governor. An audit of the paper ballots and the results for the DS450 was performed on the paper ballots. The totals for the paper ballots matched. An audit of the signature tabs were compared with signatures on file in Vista. The signatures matched. A copy of the audit report is attached.



Genia A. Purdum



Audit Summary Report

County: Box Elder County Election: 2021 Municipal General

County Clerk's Signature: Donna A. Pughman, Deputy Date: 11/08/2021

ES&S Ballot Audit Summary

1. Number of ballots processed by ES&S machines (DS200 & DS450): 8468
2. Number of ballots audited: 106
3. List the contests on the ballot that were audited: Perry City Mayor
Perry City Council
4. Were there any differences between the Cast Vote Record (CVR) and the votes cast on the ballot?
 YES* NO (*If YES, please attach an explanation of any inconsistencies)

Signature Affidavit Audit Summary (complete only if applicable)

5. Number of signature affidavits audited: 106
6. Did the signature audit reveal any inconsistencies between a signature's initial verification and the audit?
 YES* NO (*If YES, please attach an explanation any inconsistencies)

Recount Audit Summary (complete only if applicable)

7. Name of contest recounted: _____
8. Number of ballots audited: _____
9. Were there any differences between the Cast Vote Record (CVR) and the votes cast on the ballot?
 YES* NO (*If YES, please attach an explanation of any inconsistencies)

2021 MUNICIPAL GENERAL ELECTION

TREMONTON


Total registered voters:	4618
Total ballots cast:	1021
Total percentage voted:	22.11
Ballots counted on election night:	784
Percentage counted on election night:	16.98
Ballots received after November 2 which were timely postmarked and counted:	0
Ballots postmarked after November 2 and not counted:	1

There was 17 voted provisional ballots counted and 1 provisional ballot not counted.
(Provisional Ballot Report follows)

After counting the valid ballots and provisional ballots, the percentage of ballots counted was 22.11 percent.

PROVISIONAL BALLOT REPORT

Provisional ballots counted:	17
Provisional ballots not counted:	1
Already voted	1



Marla R. Young
Box Elder County Clerk

Summary Results Report
Municipal General Election
November 2, 2021

ZERO REPORT
Tremonton
Box Elder County

Statistics

TOTAL

Registered Voters - Total	4,618
Ballots Cast - Total	0
Voter Turnout - Total	0.00%



Zero Report
Heidi A. Pundum

Summary Results Report
Municipal General Election
November 2, 2021

ZERO REPORT
Tremonton
Box Elder County

Tremonton City Mayor

Vote For 1

	TOTAL	VOTE %
LYLE N HOLMGREN	0	
Total Votes Cast	0	
Contest Totals	0	

Tremonton City Council

Vote For 2

	TOTAL	VOTE %
BRET G. ROHDE	0	
Write-In Totals	0	
Not Assigned	0	
Total Votes Cast	0	
Contest Totals	0	

Summary Results Report
Municipal General Election
November 2, 2021

UNOFFICIAL RESULTS
TREMONTON
BOX ELDER COUNTY

Statistics	TOTAL
Registered Voters - Total	4,618
Ballots Cast - Total	784
Voter Turnout - Total	16.98%



Summary Results Report
Municipal General Election
November 2, 2021

UNOFFICIAL RESULTS
TREMONTON
BOX ELDER COUNTY

Tremonton City Mayor

Vote For 1

	TOTAL
LYLE N HOLMGREN	686
Total Votes Cast	686
Contest Totals	784

Tremonton City Council

Vote For 2

	TOTAL
BRET G. ROHDE	576
Write-In Totals	512
Not Assigned	512
Total Votes Cast	1,088
Contest Totals	1,568

Summary Results Report
Municipal General Election
November 2, 2021

OFFICIAL RESULTS
TREMONTON
BOX ELDER COUNTY

Statistics	TOTAL
Registered Voters - Total	4,618
Ballots Cast - Total	1,021
Voter Turnout - Total	22.11%



A circular blue ink stamp from Box Elder County, Utah, with the text "COUNTY CLERK STATE OF UTAH BOX ELDER COUNTY" around the perimeter. Overlaid on the stamp is a handwritten signature in black ink that reads "Official Results" and "Mica Puum".

Summary Results Report
Municipal General Election
November 2, 2021

OFFICIAL RESULTS
TREMONTON
BOX ELDER COUNTY

Tremonton City Mayor

Vote For 1

	TOTAL
LYLE N HOLMGREN	892
Total Votes Cast	892
Contest Totals	1,021

Tremonton City Council

Vote For 2

	TOTAL
BRET G. ROHDE	751
Write-In Totals	737
Write-In: JUSTIN SCOFFIELD	72
Write-In: WESLEY ESTEP	407
Write-In: JEFFREY NELSON HOEDT	186
Not Assigned	72
Total Votes Cast	1,488
Contest Totals	2,042

TRE1

Tremonton City Mayor

Vote For 1

	TOTAL
LYLE N HOLMGREN	267
Total Votes Cast	267
Contest Totals	312

Tremonton City Council

Vote For 2

	TOTAL
BRET G. ROHDE	241
Write-In Totals	246
Write-In: JUSTIN SCOFFIELD	24
Write-In: WESLEY ESTEP	141
Write-In: JEFFREY NELSON HOEDT	59
Not Assigned	22
Total Votes Cast	487
Contest Totals	624



TRE2

Tremonton City Mayor

Vote For 1

	TOTAL
LYLE N HOLMGREN	211
Total Votes Cast	211
Contest Totals	249

Tremonton City Council

Vote For 2

	TOTAL
BRET G. ROHDE	170
Write-In Totals	196
Write-In: JUSTIN SCOFFIELD	19
Write-In: WESLEY ESTEP	101
Write-In: JEFFREY NELSON HOEDT	58
Not Assigned	18
Total Votes Cast	366
Contest Totals	498

TRE3

Tremonton City Mayor

Vote For 1

	TOTAL
LYLE N HOLMGREN	120
Total Votes Cast	120
Contest Totals	137

Tremonton City Council

Vote For 2

	TOTAL
BRET G. ROHDE	91
Write-In Totals	100
Write-In: JUSTIN SCOFFIELD	7
Write-In: WESLEY ESTEP	63
Write-In: JEFFREY NELSON HOEDT	18
Not Assigned	12
Total Votes Cast	191
Contest Totals	274

TRE4

Tremonton City Mayor

Vote For 1

	TOTAL
LYLE N HOLMGREN	161
Total Votes Cast	161
Contest Totals	176

Tremonton City Council

Vote For 2

	TOTAL
BRET G. ROHDE	142
Write-In Totals	105
Write-In: JUSTIN SCOFFIELD	15
Write-In: WESLEY ESTEP	62
Write-In: JEFFREY NELSON HOEDT	21
Not Assigned	7
Total Votes Cast	247
Contest Totals	352

TRE5

Tremonton City Mayor

Vote For 1

	TOTAL
LYLE N HOLMGREN	133
Total Votes Cast	133
Contest Totals	147

Tremonton City Council

Vote For 2

	TOTAL
BRET G. ROHDE	107
Write-In Totals	90
Write-In: JUSTIN SCOFFIELD	7
Write-In: WESLEY ESTEP	40
Write-In: JEFFREY NELSON HOEDT	30
Not Assigned	13
Total Votes Cast	197
Contest Totals	294

Provisional Ballot Statistics

<u>Status</u>	<u>Reason</u>	<u>Count</u>
Polling Place Bear River Civic Center		
Counted		4
Total		4
Polling Place Corinne City Hall		
Counted		5
Total		5
Polling Place Garland City Offices		
Counted		10
Total		10
Polling Place Honeyville City Offices		
Counted		9
Total		9
Polling Place Mantua Town Hall		
Counted		1
Total		1
Polling Place Perry City Offices		
Counted		10
Total		10
Polling Place Portage Town Hall		
Counted		6
Total		6
Polling Place Tremonton City Offices		
Counted		15
Not Counted	Already Voted	1
Total		16
Polling Place USU Brigham City		
Counted		5
Total		5
Polling Place Willard City Offices		
Counted		16
Total		16

Provisional Ballot Statistics

<u>Status</u>	<u>Reason</u>	<u>Count</u>
County Total		82

Code 20A-3a-202(9) requires that a county administering an election to conduct a post-election audit.

The following information was submitted to the state:

Total number of batches: 50

Total number of ballots: 8468

Box Elder County was required to audit 106 ballots and 106 signatures that were randomly selected by the Lt. Governor. An audit of the paper ballots and the results for the DS450 was performed on the paper ballots. The totals for the paper ballots matched. An audit of the signature tabs were compared with signatures on file in Vista. The signatures matched. A copy of the audit report is attached.



Heidi Pudum



Audit Summary Report

County: Box Elder County Election: 2021 Municipal General

County Clerk's Signature: *Donna A. Pughman, Deputy* Date: 11/08/2021



ES&S Ballot Audit Summary

- Number of ballots processed by ES&S machines (DS200 & DS450): 8468
- Number of ballots audited: 106
- List the contests on the ballot that were audited: Perry City Mayor
Perry City Council

4. Were there any differences between the Cast Vote Record (CVR) and the votes cast on the ballot?
- YES* NO (**If YES, please attach an explanation of any inconsistencies*)

Signature Affidavit Audit Summary *(complete only if applicable)*

- Number of signature affidavits audited: 106
 - Did the signature audit reveal any inconsistencies between a signature's initial verification and the audit?
- YES* NO (**If YES, please attach an explanation any inconsistencies*)

Recount Audit Summary *(complete only if applicable)*

- Name of contest recounted: _____
 - Number of ballots audited: _____
 - Were there any differences between the Cast Vote Record (CVR) and the votes cast on the ballot?
- YES* NO (**If YES, please attach an explanation of any inconsistencies*)

2021 MUNICIPAL GENERAL ELECTION

WILLARD


Total registered voters:	1246
Total ballots cast:	742
Total percentage voted:	59.55
Ballots counted on election night:	589
Percentage counted on election night:	47.27
Ballots received after November 2 which were timely postmarked and counted:	0
Ballots postmarked after November 2 and not counted:	0

There was 16 voted provisional ballots counted. (Provisional Ballot Report follows)

After counting the valid ballots and provisional ballots, the percentage of ballots counted was 59.55 percent.

PROVISIONAL BALLOT REPORT

Provisional ballots counted:	16
------------------------------	----



Marla R. Young
Box Elder County Clerk

Summary Results Report
Municipal General Election
November 2, 2021

ZERO REPORT
Willard
Box Elder County

Statistics

	TOTAL
Registered Voters - Total	1,246
Ballots Cast - Total	0
Voter Turnout - Total	0.00%



COUNTY CLERK
STATE OF UTAH
SEAL
BOX ELDER COUNTY

Zero Report
Gari A. Puchner

Summary Results Report
Municipal General Election
November 2, 2021

ZERO REPORT
Willard
Box Elder County

Willard City Mayor

Vote For 1

	TOTAL	VOTE %
KENNETH BRAEGGER	0	
TRAVIS MOTE	0	
Total Votes Cast	0	
Contest Totals	0	

Willard City Council

Vote For 2

	TOTAL	VOTE %
MICHAEL W. BRAEGGER	0	
RODNEY B. MUND	0	
JORDAN HULSEY	0	
Total Votes Cast	0	
Contest Totals	0	

Summary Results Report
Municipal General Election
November 2, 2021

UNOFFICIAL RESULTS
WILLARD
BOX ELDER COUNTY

Statistics	TOTAL
Registered Voters - Total	1,246
Ballots Cast - Total	589
Voter Turnout - Total	47.27%



Summary Results Report
Municipal General Election
November 2, 2021

UNOFFICIAL RESULTS
WILLARD
BOX ELDER COUNTY

Willard City Mayor

Vote For 1

	TOTAL
KENNETH BRAEGGER	251
TRAVIS MOTE	336
Total Votes Cast	587
Contest Totals	589

Willard City Council

Vote For 2

	TOTAL
MICHAEL W. BRAEGGER	355
RODNEY B. MUND	393
JORDAN HULSEY	306
Total Votes Cast	1,054
Contest Totals	1,178

Summary Results Report
Municipal General Election
November 2, 2021

OFFICIAL RESULTS
WILLARD
BOX ELDER COUNTY

Statistics

	TOTAL
Registered Voters - Total	1,246
Ballots Cast - Total	742
Voter Turnout - Total	59.55%



*Official Results
Ariana Puchum*

A circular blue seal for the County Clerk of Box Elder County, Utah. The seal contains the text "COUNTY CLERK STATE OF UTAH BOX ELDER COUNTY". Overlaid on the seal is the handwritten signature "Ariana Puchum" and the words "Official Results" written in a cursive script.

Summary Results Report
Municipal General Election
November 2, 2021

OFFICIAL RESULTS
WILLARD
BOX ELDER COUNTY

Willard City Mayor

Vote For 1

	TOTAL
KENNETH BRAEGGER	304
TRAVIS MOTE	435
Total Votes Cast	739
Contest Totals	742

Willard City Council

Vote For 2

	TOTAL
MICHAEL W. BRAEGGER	424
RODNEY B. MUND	507
JORDAN HULSEY	389
Total Votes Cast	1,320
Contest Totals	1,484

Provisional Ballot Statistics

<u>Status</u>	<u>Reason</u>	<u>Count</u>
Polling Place Bear River Civic Center		
Counted		4
Total		4
Polling Place Corinne City Hall		
Counted		5
Total		5
Polling Place Garland City Offices		
Counted		10
Total		10
Polling Place Honeyville City Offices		
Counted		9
Total		9
Polling Place Mantua Town Hall		
Counted		1
Total		1
Polling Place Perry City Offices		
Counted		10
Total		10
Polling Place Portage Town Hall		
Counted		6
Total		6
Polling Place Tremonton City Offices		
Counted		15
Not Counted	Already Voted	1
Total		16
Polling Place USU Brigham City		
Counted		5
Total		5
Polling Place Willard City Offices		
Counted		16
Total		16

Provisional Ballot Statistics

<u>Status</u>	<u>Reason</u>	<u>Count</u>
County Total		82

Disposition of Absentee Ballots

Municipal General (11/02/2021)

Districts Included: Willard City Council, Willard City Mayor

	Military	International	FPCA	FPCA, Mil, International	FPCA, Military	FPCA, International	Military, International	Total Absentee
Ballots Sent	2	6	0	0	0	0	2	2,458
Ballots Returned	2	0	0	0	0	0	2	1,470
Ballots Counted	2	0	0	0	0	0	2	1,448

Code 20A-3a-202(9) requires that a county administering an election to conduct a post-election audit.

The following information was submitted to the state:

Total number of batches: 50

Total number of ballots: 8468

Box Elder County was required to audit 106 ballots and 106 signatures that were randomly selected by the Lt. Governor. An audit of the paper ballots and the results for the DS450 was performed on the paper ballots. The totals for the paper ballots matched. An audit of the signature tabs were compared with signatures on file in Vista. The signatures matched. A copy of the audit report is attached.



Ravie A. Pundum



Audit Summary Report

County: Box Elder County Election: 2021 Municipal General

County Clerk's Signature: *Geni A. Pughman Deputy* Date: 11/08/2021



ES&S Ballot Audit Summary

1. Number of ballots processed by ES&S machines (DS200 & DS450): 8468
2. Number of ballots audited: 106
3. List the contests on the ballot that were audited: Perry City Mayor
Perry City Council
4. Were there any differences between the Cast Vote Record (CVR) and the votes cast on the ballot?
 YES* NO (*If YES, please attach an explanation of any inconsistencies)

Signature Affidavit Audit Summary (complete only if applicable)

5. Number of signature affidavits audited: 106
6. Did the signature audit reveal any inconsistencies between a signature's initial verification and the audit?
 YES* NO (*If YES, please attach an explanation any inconsistencies)

Recount Audit Summary (complete only if applicable)

7. Name of contest recounted: _____
8. Number of ballots audited: _____
9. Were there any differences between the Cast Vote Record (CVR) and the votes cast on the ballot?
 YES* NO (*If YES, please attach an explanation of any inconsistencies)