



CERTIFICATION


The undersigned duly elected officials of Box Elder County, meeting as a Board of Canvassers for Box Elder County, Utah, hereby certify that the attached tabulation is declared to be the OFFICIAL RESULTS of the Presidential Primary Election held in Box Elder County, Utah on March 5, 2024, as determined by an Official Canvass conducted by Marla R. Young, Box Elder County Clerk-Election Official, in a meeting duly called, pursuant to Utah Code Unannotated 20A-4-304, for that purpose on March 19, 2024 at 11:00 am.

Dated this 19th day of March 2024.




Marla R. Young, Clerk Election Official


Lee Perry, Commission Chairman


Boyd Bingham, Commissioner


Stan Summers, Commissioner

**BOX ELDER COUNTY
2024 PRESIDENTIAL PRIMARY ELECTION**

The Board of Canvassers of Box Elder County, Utah, met at the County Courthouse, 01 South Main Street, Brigham City, Utah at 11:00 a.m. on Tuesday, March 19, 2024 to conduct a canvass of returns from the 2024 Box Elder County Presidential Primary Election pursuant to Utah Code Unannotated 20A-4-304. The following members were present constituting a quorum:

Lee Perry	Chairman
Boyd Bingham	Commissioner
Stan Summers	Commissioner
Marla R. Young	Clerk-Election Official

Clerk Marla R. Young conducted the canvass. A cursory review of the ballot tabulations was made. The results of the canvass are attached.

Ms. Young stated there were 438 ballots cast. The number of ballots cast by mail was 412 and the number of ballots cast in person was 24. Two by-mail ballots were received after Tuesday, March 5, which were timely post marked. Five by-mail ballots were postmarked on or after March 5, and not counted. The five uncounted ballots were sealed in an envelope and filed with the 2024 Presidential Primary Election results. The number of ballots counted on election night was 424 for an election night percentage of 28.51.

There were zero voted provisional ballots. (Provisional Ballot Report attached). After counting the valid by-mail, in person and provisional ballots, the percentage of ballots counted was 29.46 percent, a total of 438 ballots.

Ms. Young reviewed the audit procedures with the Board. She said Box Elder County was required to audit 199 ballots and four signatures, which were randomly selected by the Lt. Governor. The 199 ballots selected were compared with Cast Vote Records in Electionware and compared to the physical ballot. She reported that the votes matched. The four voter signatures selected were compared with the signatures on file in Vista. She reported that the signatures matched.

Election Official, Marla R. Young, followed all of the noticing and reporting required by Utah State Code.

MOTION; A motion was made by Commissioner Summers accept the results of the 2024 Presidential Primary Election as submitted by the Clerk-Election Official. The motion was seconded by Commissioner Summers and unanimously carried.
Bingham

Respectfully submitted,



Marla R Young, County Clerk-Election Official

AFFIDAVIT OF COMPLIANCE

I, Marla R. Young, do hereby certify that I have complied with the rules described in Subsection (1) pursuant to Utah Code **20A-3a-404** and that the voter registration database has been maintained in accordance with federal and state laws and rules.

Dated this 19th day of March 2024.


Marla R. Young, Clerk-Election Official

Box Elder County Canvass Statistics

Tuesday, March 5, 2024

Section 1 - Ballot Statistics

1A	29.5%	Voter Turnout
1B	1487	Active voters (as of the voter registration deadline)
1C	412	Number of counted ballots (Mail or Drop Box)
1D	24	Number of counted ballots (In-person)
1E	2	Number of ballots that were returned electronically (UOCAVA/disability)
1F	0	Number of counted ballots (Provisional)
1G	438	Total number of ballots counted
1H	Yes	Does total ballots counted match the number of voters given vote history in VISTA
1I		If no, what is the difference

1L Explain:

Section 2: Challenged and Uncounted Ballot Statistics

2A	2	Number of envelopes with a signature that does not match the voter's signature
2B	0	Number of unsigned envelopes
2C	0	Number of challenged ballots for other curable reasons
2D	11	Total number of ballots that were challenged (cured and not cured combined)
2E	2	Total number of curable that were not cured
2F	18.2%	Percentage of curable ballots that were not cured
2G	0	Total number of ballots where the voter submitted a disability affidavit*

Section 3: Rejected ballot statistics (ballots that cannot be cured)

3A	5	Number of ballots that were returned after the postmark deadline
3B	0	Number of ballots rejected for other non-curable reasons
3C	5	Total number of rejected that were not curable
3D	8.0%	Percentage of ballots that were returned as undeliverable

Section 4: Provisional ballot statistics

4A	0	Number of provisional ballots issued
4B	0	Number of provisional ballots counted
4C	0	Total Number of provisional ballots not counted
4D		Already Voted
4E		Insufficient ID
4F		Unsigned
4G		Incomplete Form
4H	0	Other
4I	#DIV/0!	Percentage of provisionals that were counted
4J	0	Number of provisional ballots that are same-day registration

Section 5: County Clerk Certification

Marla R. Young
Box Elder County

I certify that the information contained in this report is true and accurate.

**2024 BOX ELDER COUNTY PRESIDENTIAL PRIMARY
ELECTION**

Total Eligible Voters:	1487
Total Ballots Cast:	438
By mail:	414
In person:	24
Total percentage voted:	29.46
Ballots counted on election night:	424
Percentage counted on election night:	28.51
Ballots received after March 5, which were timely post marked and counted:	2
Ballots post marked on or after November 8 and not counted:	5
Cure letters sent:	11
Cure letters returned:	9
Ballots returned undeliverable:	28

There were zero voted provisional ballots.

After counting the valid ballots and provisional ballots, the percentage of ballots counted was 29.46 percent.

PROVISIONAL BALLOT REPORT

Provisional ballots counted:	0
Provisional ballots not counted:	0

Marla R. Young
Box Elder County Clerk

Summary Results Report
Presidential Primary Election
March 5, 2024

OFFICIAL RESULTS
Canvass Report
Box Elder County, Utah

Statistics

TOTAL

Election Day Precincts Reporting	51 of 51
Precincts Complete	0 of 51
Precincts Partially Reported	51 of 51
Absentee/ Early Precincts Reporting	51 of 51
Registered Voters - Total	1,487
Registered Voters - Democratic	1,487
Registered Voters - NONPARTISAN	0
Ballots Cast - Total	438
Ballots Cast - Democratic	438
Ballots Cast - NONPARTISAN	0
Ballots Cast - Blank	1
Voter Turnout - Total	29.46%
Voter Turnout - Democratic	29.46%
Voter Turnout - NONPARTISAN	0.00%

Democratic for U.S. President

Vote For 1

TOTAL

JOSEPH R BIDEN JR	355
GABRIEL CORNEJO	7
MARIANNE DEBORAH WILLIAMSON	35
FRANK LOZADA	7
DEAN BENSON PHILLIPS	28
Overvotes	5
Undervotes	1
Contest Totals	438

Ken A. Purdum

2024 Presidential Primary Precinct Level Results

Precinct level results withheld to protect voter anonymity.

Summary Results Report
Presidential Primary Election
March 5, 2024

UNOFFICIAL RESULTS
Election Night Results
Box Elder County, Utah

Statistics	TOTAL
Election Day Precincts Reporting	51 of 51
Precincts Complete	0 of 51
Precincts Partially Reported	51 of 51
Absentee/ Early Precincts Reporting	51 of 51
Registered Voters - Total	1,487
Registered Voters - Democratic	1,487
Registered Voters - NONPARTISAN	0
Ballots Cast - Total	424
Ballots Cast - Democratic	424
Ballots Cast - NONPARTISAN	0
Ballots Cast - Blank	2
Voter Turnout - Total	28.51%
Voter Turnout - Democratic	28.51%
Voter Turnout - NONPARTISAN	0.00%

Democratic for U.S. President

Vote For 1	TOTAL
JOSEPH R BIDEN JR	343
GABRIEL CORNEJO	7
MARIANNE DEBORAH WILLIAMSON	34
FRANK LOZADA	7
DEAN BENSON PHILLIPS	26
Overvotes	5
Undervotes	2
Contest Totals	424

Gari A. Purdum

Summary Results Report
Presidential Primary Election
March 5, 2024

UNOFFICIAL RESULTS
Zero Report
Box Elder County, Utah

Statistics	TOTAL
Election Day Precincts Reporting	0 of 51
Precincts Complete	0 of 51
Precincts Partially Reported	0 of 51
Absentee/ Early Precincts Reporting	0 of 51
Registered Voters - Total	1,487
Registered Voters - Democratic	1,487
Registered Voters - NONPARTISAN	0
Ballots Cast - Total	0
Ballots Cast - Democratic	0
Ballots Cast - NONPARTISAN	0
Ballots Cast - Blank	0
Voter Turnout - Total	0.00%
Voter Turnout - Democratic	0.00%
Voter Turnout - NONPARTISAN	0.00%

Democratic for U.S. President

Vote For 1	TOTAL
JOSEPH R BIDEN JR	0
GABRIEL CORNEJO	0
MARIANNE DEBORAH WILLIAMSON	0
FRANK LOZADA	0
DEAN BENSON PHILLIPS	0
Overvotes	0
Undervotes	0
Contest Totals	0



Handwritten signature: Ken Anderson



Canvass - Audit Certification Report

County: Box Elder

Election: 2024 Presidential Primary

Paper Ballot Audit Summary

1. Number of paper ballots processed: 438

2. Number of ballots audited: 199

3. List the contests on the ballot that were audited:

DEM President

Were there any differences between the tabulation software and the votes marked on the paper ballots?

Yes No (*If YES, please attach an explanation of any inconsistencies)

Gen A. Purdum Tammy R. ...

DRE Machine Audit Summary (complete only if applicable)

1. Number of voting machines used in the election: _____

2. Number of polling places used for the election: _____

3. Number of voting machines audited: _____

4. Were tamper-evident seals affixed to all journal tape canisters? Yes No
(*If no, please attach copies of the journal tape logs for the applicable canisters)

5. Did all machine serial numbers match when the canisters were installed and removed? Yes No
(*If no, please attach copies of the journal tape logs for the applicable canisters)

6. Did any tape seals on the journal tape canisters show evidence of tampering? Yes No
(*If yes, please attach copies of the logs for the applicable canisters)

7. Were there any differences between the machine results and hand-counted results for any audited machine? Yes No *If yes, please attach copies of the hand count logs for the applicable canisters)

Signature Affidavit Audit Summary

Total number of signature affidavits audited: 4

Did the signature audit reveal any inconsistencies between a signature's initial verification and the audit?
 Yes No (*If YES, please attach an explanation of any inconsistencies)

M. Young

Clerk Certification – to be completed before the canvass

Yes No I certify that I have reviewed the number of vote histories recorded in VISTA and they closely match the number of ballots cast in my county during this election.

Number of ballots counted: 438

Number of vote histories: 438

Difference: 0

Explain any differences:

Yes No I certify that I have properly maintained the voter list in accordance with state and federal laws (20A-3a-404(2)).

Yes No I complied with the requirements of the software validation rule R623-7: "before using any voting equipment, and before each election, the election officer shall verify that the firmware version on any voting equipment matches the firmware version that is certified by the EAC."

County Clerk Signature:



Date: 3/19/2024