

CERTIFICATION OF ELECTION


We, the Board of Canvassers for Box Elder County, Utah, hereby certify that the attached tabulation and canvass reports to be the OFFICIAL RESULTS and have reviewed them for accuracy and correctness for the General Election held in Box Elder County on November 5, 2024, as determined by an official canvass conducted by Marla R. Young, Box Elder County Clerk.


We, the Board of Canvassers of Box Elder County have declared elected or nominated those persons who had the highest number of votes to an office completely within the board's jurisdiction.


The canvass meeting was duly called pursuant to Utah Code Unannotated 20A-4-304, for the purpose of reviewing and certifying the results of the November 5, 2024 General Election on Tuesday November 19, 2024 at 11:00 a.m.


Dated this 19th day of November 2024.




Marla R. Young, Clerk


Lee Perry, Commission Chairman


Boyd Bingham, Commissioner


Stan Summers, Commissioner

**BOX ELDER COUNTY
2024 GENERAL ELECTION**

The Board of Canvassers of Box Elder County, Utah, met at the County Courthouse, 01 South Main Street, Brigham City, Utah at 11:00 a.m. on Tuesday, November 19, 2024 to conduct a canvass of returns from the 2024 Box Elder County General Election pursuant to Utah Code Unannotated 20A-4-304. The following members were present constituting a quorum:

Lee Perry	Chairman
Boyd Bingham	Commissioner
Stan Summers	Commissioner
Marla R. Young	Clerk-Election Official

Clerk Marla R. Young conducted the canvass. A cursory review of the ballot tabulations was made. The results of the canvass are attached.

Ms. Young stated there were 29,668 ballots cast. The number of ballots cast by mail was 24,697 and the number of ballots cast in person was 3913. One hundred twenty-five by-mail ballots were received after Tuesday November 5, 2024 which were timely post marked. Thirty-one by-mail ballots were postmarked on or after November 5, 2024 and not counted. The 31 uncounted ballots were sealed in an envelope and filed with the 2024 General Election returns. The number of ballots counted on election night was 20,823 for an election night percentage of 62.03%.

There were 1022 voted provisional ballots. (Provisional Ballot Report attached). After counting the valid by-mail, in person, and provisional ballots, the percentage of ballots counted was 88.38 percent, a total of 29,668 ballots.

Ms. Young reviewed the audit procedures with the Board. She said Box Elder County was required to audit 392 ballots and 246 signatures, which were randomly selected by the Lt. Governor. The 392 ballots selected audited using the hand count method. The 246 voter signatures selected were compared with the signatures on file in Vista.


Election Official, Marla R. Young, followed all of the noticing and reporting required by Utah State Code.

MOTION: A motion was made by Commissioner Summers to accept the results of the 2024 General Election as submitted by the Clerk-Election Official. The motion was seconded by Commissioner Bingham and unanimously carried.

Respectfully submitted,



Marla R Young, County Clerk-Election Official



2024 BOX ELDER COUNTY GENERAL ELECTION

Total Eligible Voters:		33,569
Total Ballots Cast:		29,668
By mail:	24,748	
In person:	4,920	
Total percentage voted:		88.38
Ballots counted on election night:		20,823
Percentage counted on election night:		62.03
Ballots received after November 5, which were timely post marked and counted:		175
Ballots post marked on or after November 5 and not counted:		31
Cure letters sent:		440
Cure letters returned:		175
Ballots returned undeliverable:		482

There were 1022 voted provisional ballots.

After counting the valid ballots and provisional ballots, the percentage of ballots counted was 88.38 percent.

PROVISIONAL BALLOT REPORT

Provisional ballots counted:		1007
Provisional ballots not counted:		15
Already voted	1	
Incomplete form	12	
No proof of residence	2	



Marla R. Young
Box Elder County Clerk

AFFIDAVIT OF COMPLIANCE

I, Marla R. Young, do hereby certify that I have complied with the rules described in Subsection (1) pursuant to Utah Code **20A-3a-404** and that the voter registration database has been maintained in accordance with federal and state laws and rules.

Dated this 19th day of November 2024.



Marla R. Young, Clerk-Election Official



2024 Canvass - Audit Certification Report

County: Box Elder County, Utah Election: 2024 General Election

Paper Ballot Audit Summary

1. Number of paper ballots processed: 29668
2. Number of ballots audited: 392
3. List the contests on the ballot that were audited:

President/Vice Pres.
Governor/Lt. Gov.
State House 6

Con. Amendment B

Were there any differences between the tabulation software and the votes marked on the paper ballots?

Yes No (*If YES, please attach an explanation of any inconsistencies)

*1 ballot was captured on the DS450 for
Tom Jomeny. It was a field line.*

DRE Machine Audit Summary (complete only if applicable)

1. Number of voting machines used in the election: _____
2. Number of polling places used for the election: _____
3. Number of voting machines audited: _____
4. Were tamper-evident seals affixed to all journal tape canisters? Yes No
(*If no, please attach copies of the journal tape logs for the applicable canisters)
5. Did all machine serial numbers match when the canisters were installed and removed? Yes No
(*If no, please attach copies of the journal tape logs for the applicable canisters)
6. Did any tape seals on the journal tape canisters show evidence of tampering? Yes No
(*If yes, please attach copies of the logs for the applicable canisters)
7. Were there any differences between the machine results and hand-counted results for any audited machine?
 Yes No *If yes, please attach copies of the hand count logs for the applicable canisters)

Signature Affidavit Audit Summary

Total number of signature affidavits audited: 246

Did the signature audit reveal any inconsistencies between a signature's initial verification and the audit?
 Yes No (*If YES, please attach an explanation of any inconsistencies)

Clerk Certification – to be completed before the canvass

Yes No I certify that the audits described above were conducted according to the audit policy.

Yes No I certify that I have reviewed the number of vote histories recorded in VISTA and they closely match the number of ballots cast in my county during this election.

Number of ballots counted: 29668

Number of vote histories: 29668

Difference: 0

Explain any differences:

Yes No I certify that I have properly maintained chain of custody controls as outlined in 20A-3a-401.1 and Rule 623-8.

Yes No I certify that I have properly maintained the voter list in accordance with state and federal laws (20A-3a-404(2)).

Yes No I complied with the requirements of the software validation rule R623-7: "before using any voting equipment, and before each election, the election officer shall verify that the firmware version on any voting equipment matches the firmware version that is certified by the EAC."

County Clerk Signature:



Date:

Nov. 19, 2024



Lori Purdum <lpurdum@boxeldercountyut.gov>

Box Elder - '24 November General Election - Post-Election Audit Batches

1 message

Collin Tanner <collintanner@utah.gov>
To: Lori Purdum <lpurdum@boxeldercounty.org>

Wed, Nov 13, 2024 at 8:45 AM

Hello,

Here are your randomized batches for the 2024 November General Election post-election audit. The summary report for the batches is attached below.

Please follow the audit policy (also attached), which includes swearing in all individuals participating in the audit, having no more than 1 clerk employee per pair of auditors, and signing an audit report of your creation listing what was audited, any exceptions, and the signature of each auditor that participated. This audit report should be retained for your records.

The audit policy requires 1% of ballots to be audited, with a minimum of 50 ballots, and a maximum of 1,000.

Batch #	Ballot #'s
A0044-Election Reporting - 1	196
A0052-Election Reporting - 1	196

Thank you.

2 attachments



G2024 Audit Policy.pdf

125K



1Box Elder_audit_summary_report_complete.xlsx

10K



Post-Election Auditor Declaration

By signing this declaration, we are stating under penalty of law that we,
Joan Hammer and Ashley Hendrickson
performed the post-election ballot audit. We reviewed 392 ballots
from 1 machine(s).

All physical ballot batch totals audited equal the totals recorded in the tabulation system.

The physical ballot batch totals audited matched the totals recorded in the tabulation system with the exception(s) of:

1 ballot was captured on the DS450 as
captured for Tom Tomany. It was a shadow
fold line

Dated this 13 day of November, 20 24

[Signature]
Signature

Joan G Hammer
Printed Name

Ashley Hendrickson
Signature

Ashley Hendrickson
Printed Name



Post-Election Auditor Declaration

By signing this declaration, we are stating under penalty of law that we, Lee Perry and Kelsey Bennett performed the post-election ballot audit. We reviewed 392 ballots from 1 machine(s).

All physical ballot batch totals audited equal the totals recorded in the tabulation system.

The physical ballot batch totals audited matched the totals recorded in the tabulation system with the exception(s) of:

One ballot was captured as counted on DS 450 for Tom Tomany that was a shadowy fold line

Dated this 13th day of November, 2024.

Lee Perry
Signature

Lee Perry
Printed Name

Kelsey Bennett
Signature

Kelsey Bennett
Printed Name

Box Elder County Provisional Ballot Summary

11/19/24

Counted		1,007
Not Counted	Already Voted	1
Not Counted	Incomplete Registration	12
Not Counted	No proof of Residency	2
	Counted	1,007
	Not Counted	15

Statistics	TOTAL
Election Day Precincts Reporting	0 of 53
Precincts Complete	0 of 53
Precincts Partially Reported	0 of 53
Absentee/ Early Precincts Reporting	0 of 53
Registered Voters - Total	0
Ballots Cast - Total	0
Ballots Cast - Blank	0
Voter Turnout - Total	0.00%

U.S. President and Vice President

Vote For 1	TOTAL
WEST/ABDULLAH	0
EVERYLOVE	0
CON SKOUSEN/COMBS	0
GRN STEIN/WARE	0
REP TRUMP/VANCE	0
LIB OLIVER/TER MAAT	0
DEM HARRIS/WALZ	0
DE LA CRUZ/GARCIA	0
Write-In Totals	0
Overvotes	0
Undervotes	0
Contest Totals	0

U.S. Senate

Vote For 1	TOTAL
IAP CARLTON E. BOWEN	0
REP JOHN CURTIS	0
DEM CAROLINE GLEICH	0
Write-In Totals	0
Overvotes	0
Undervotes	0
Contest Totals	0

U.S. House District 1

Vote For 1	TOTAL
DEM BILL CAMPBELL	0
LIB DANIEL R. COTTAM	0
REP BLAKE D. MOORE	0
Overvotes	0
Undervotes	0
Contest Totals	0

*Zero Report
R. Purdum
M. Gosney*

Governor and Lieutenant Governor

Vote For 1

TOTAL

REP COX/HENDERSON	0
IAP WILLIAMS/WILLIAMS III	0
DEM KING/CUMMINGS	0
LIB LATHAM/SHORT	0
TOMENY/TAYLOR	0
Write-In Totals	0
Overvotes	0
Undervotes	0
Contest Totals	0

Attorney General

Vote For 1

TOTAL

REP DEREK BROWN	0
DEM RUDY J BAUTISTA	0
LIB W. ANDREW MCCULLOUGH	0
AUSTIN HEPWORTH	0
UUP MICHELLE QUIST	0
Overvotes	0
Undervotes	0
Contest Totals	0

State Auditor

Vote For 1

TOTAL

REP TINA CANNON	0
CON JEFFREY L. OSTLER	0
DEM CATHERINE VOUTAZ	0
Overvotes	0
Undervotes	0
Contest Totals	0

State Treasurer

Vote For 1

TOTAL

UFP MILES POMEROY	0
REP MARLO M. OAKS	0
DEM NEIL A HANSEN	0
Overvotes	0
Undervotes	0
Contest Totals	0

State House District 1

Vote For 1

TOTAL

DEM CLAUDIA BIGLER	0
REP THOMAS PETERSON	0
Overvotes	0
Undervotes	0
Contest Totals	0

State House District 6

Vote For 1

TOTAL

REP MATTHEW H. GWYNN	0
DEM AMBER HARDY	0
Overvotes	0
Undervotes	0
Contest Totals	0

Box Elder County Commissioner Seat C

Vote For 1

TOTAL

REP TYLER M. VINCENT	0
Write-In Totals	0
Overvotes	0
Undervotes	0
Contest Totals	0

Box Elder County Assessor

Vote For 1

TOTAL

REP KORY L. WILDE	0
Overvotes	0
Undervotes	0
Contest Totals	0

Box Elder County Recorder

Vote For 1

TOTAL

REP CHAD MONTGOMERY	0
Overvotes	0
Undervotes	0
Contest Totals	0

Box Elder County Treasurer

Vote For 1

TOTAL

REP SHAUN RONALD THORNLEY	0
Overvotes	0
Undervotes	0
Contest Totals	0

Box Elder School Board District 1

Vote For 1

TOTAL

TIFFANI SUMMERS	0
Overvotes	0
Undervotes	0
Contest Totals	0

Box Elder School Board District 2

Vote For 1

TOTAL

CONNIE J. ARCHIBALD	0
STEPHANIE ZOLLINGER DEFILIPPIS	0
Overvotes	0
Undervotes	0
Contest Totals	0

Box Elder School Board District 5

Vote For 1

TOTAL

BRYAN DEE SMITH	0
Overvotes	0
Undervotes	0
Contest Totals	0

Box Elder School Board District 6

Vote For 1

TOTAL

DANIELLE WRIGHT	0
Overvotes	0
Undervotes	0
Contest Totals	0

MATTHEW B. DURRANT Judicial Retention

Vote For 1

TOTAL

YES	0
NO	0
Overvotes	0
Undervotes	0
Contest Totals	0

RYAN D. TENNEY Judicial Retention

Vote For 1	TOTAL
YES	0
NO	0
Overvotes	0
Undervotes	0
Contest Totals	0

SPENCER D. WALSH Judicial Retention

Vote For 1	TOTAL
YES	0
NO	0
Overvotes	0
Undervotes	0
Contest Totals	0

BRANDON J. MAYNARD Judicial Retention

Vote For 1	TOTAL
YES	0
NO	0
Overvotes	0
Undervotes	0
Contest Totals	0

BRYAN P GALLOWAY Judicial Retention

Vote For 1	TOTAL
YES	0
NO	0
Overvotes	0
Undervotes	0
Contest Totals	0

Constitutional Amendment A

Vote For 1	TOTAL
FOR	0
AGAINST	0
Overvotes	0
Undervotes	0
Contest Totals	0

Constitutional Amendment B

Vote For 1	TOTAL
FOR	0
AGAINST	0
Overvotes	0
Undervotes	0
Contest Totals	0

Constitutional Amendment C

Vote For 1	TOTAL
FOR	0
AGAINST	0
Overvotes	0
Undervotes	0
Contest Totals	0

Constitutional Amendment D

Vote For 1	TOTAL
FOR	0
AGAINST	0
Overvotes	0
Undervotes	0
Contest Totals	0

LOCAL SPECIAL BOND ELECTION

Vote For 1	TOTAL
FOR THE ISSUANCE OF BONDS	0
AGAINST THE ISSUANCE OF BONDS	0
Overvotes	0
Undervotes	0
Contest Totals	0

Summary Results Report
 General Election
 November 5, 2024

UNOFFICIAL RESULTS
 Election Night #1
 Box Elder County, Utah

Statistics	TOTAL
Election Day Precincts Reporting	52 of 53
Precincts Complete	0 of 53
Precincts Partially Reported	52 of 53
Absentee/ Early Precincts Reporting	52 of 53
Registered Voters - Total	33,569
Ballots Cast - Total	20,823
Ballots Cast - Blank	1
Voter Turnout - Total	62.03%

U.S. President and Vice President

Vote For 1	TOTAL
WEST/ABDULLAH	21
EVERYLOVE	30
CON SKOUSEN/COMBS	130
GRN STEIN/WARE	75
REP TRUMP/VANCE	16,068
LIB OLIVER/TER MAAT	187
DEM HARRIS/WALZ	3,778
DE LA CRUZ/GARCIA	29
Write-In Totals	292
Write-In: ANDRE RAMON MC NEIL	0
Write-In: Invalid	262
Write-In: JAY J BOWMAN/DE D. BOWMAN	0
Write-In: BUDDIE ARDEN WILKERSON	0
Write-In: STEVE M. JOHNSON	0
Write-In: PETER SONSKI/LAUREN MICHELLE ONAK	2
Write-In: FUTURE MADAM POTUS	0
Write-In: SHONDRA YEVETTE IRVING	0
Not Assigned	28
Overvotes	10
Undervotes	203
Contest Totals	20,823

*Election Night
 Mai a Poodum
 M. Young*

U.S. Senate

Vote For 1	TOTAL
IAP CARLTON E. BOWEN	1,152
REP JOHN CURTIS	16,202
DEM CAROLINE GLEICH	2,865
Write-In Totals	152
Write-In: Invalid	122
Write-In: LAIRD FETZER HAMBLIN	4
Not Assigned	26
Overvotes	10
Undervotes	442
Contest Totals	20,823

U.S. House District 1

Vote For 1	TOTAL
DEM BILL CAMPBELL	2,870
LIB DANIEL R. COTTAM	906
REP BLAKE D. MOORE	16,345
Overvotes	1
Undervotes	701
Contest Totals	20,823

Governor and Lieutenant Governor

Vote For 1	TOTAL
REP COX/HENDERSON	13,277
IAP WILLIAMS/WILLIAMS III	502
DEM KING/CUMMINGS	2,475
LIB LATHAM/SHORT	722
TOMENY/TAYLOR	82
Write-In Totals	3,230
Write-In: Invalid	28
Write-In: PHIL LYMAN/NATALIE CLAWSON	2,635
Write-In: CHARLIE TAUTUAA/SYLVIA FISK	8
Not Assigned	553
Overvotes	7
Undervotes	528
Contest Totals	20,823

Attorney General

Vote For 1	TOTAL
REP DEREK BROWN	15,451
DEM RUDY J BAUTISTA	2,632
LIB W. ANDREW MCCULLOUGH	754
AUSTIN HEPWORTH	563
UUP MICHELLE QUIST	786
Overvotes	3
Undervotes	634
Contest Totals	20,823

State Auditor

Vote For 1		TOTAL
REP TINA CANNON		16,052
CON JEFFREY L. OSTLER		1,245
DEM CATHERINE VOUTAZ		2,719
Overvotes		6
Undervotes		801
Contest Totals		20,823

State Treasurer

Vote For 1		TOTAL
UFP MILES POMEROY		776
REP MARLO M. OAKS		16,247
DEM NEIL A HANSEN		2,951
Overvotes		1
Undervotes		848
Contest Totals		20,823

State House District 1

Vote For 1		TOTAL
DEM CLAUDIA BIGLER		2,468
REP THOMAS PETERSON		11,298
Overvotes		1
Undervotes		684
Contest Totals		14,451

State House District 6

Vote For 1		TOTAL
REP MATTHEW H. GWYNN		4,919
DEM AMBER HARDY		1,107
Overvotes		0
Undervotes		346
Contest Totals		6,372

Box Elder County Commissioner Seat C

Vote For 1		TOTAL
REP TYLER M. VINCENT		14,782
Write-In Totals		4,381
Write-In: SAM MCMURDIE		4,005
Write-In: Invalid		376
Not Assigned		0
Overvotes		6
Undervotes		1,654
Contest Totals		20,823

Box Elder County Assessor

Vote For 1	TOTAL
REP KORY L. WILDE	17,533
Overvotes	0
Undervotes	3,290
Contest Totals	20,823

Box Elder County Recorder

Vote For 1	TOTAL
REP CHAD MONTGOMERY	17,470
Overvotes	0
Undervotes	3,353
Contest Totals	20,823

Box Elder County Treasurer

Vote For 1	TOTAL
REP SHAUN RONALD THORNLEY	17,193
Overvotes	0
Undervotes	3,630
Contest Totals	20,823

Box Elder School Board District 1

Vote For 1	TOTAL
TIFFANI SUMMERS	2,553
Overvotes	0
Undervotes	581
Contest Totals	3,134

Box Elder School Board District 2

Vote For 1	TOTAL
CONNIE J. ARCHIBALD	1,184
STEPHANIE ZOLLINGER DEFILIPPIS	1,189
Overvotes	0
Undervotes	243
Contest Totals	2,616

Box Elder School Board District 5

Vote For 1	TOTAL
BRYAN DEE SMITH	2,191
Overvotes	0
Undervotes	596
Contest Totals	2,787

Box Elder School Board District 6

Vote For 1	TOTAL
DANIELLE WRIGHT	2,233
Overvotes	0
Undervotes	655
Contest Totals	2,888

MATTHEW B. DURRANT Judicial Retention

Vote For 1	TOTAL
YES	14,977
NO	2,972
Overvotes	12
Undervotes	2,862
Contest Totals	20,823

RYAN D. TENNEY Judicial Retention

Vote For 1	TOTAL
YES	14,792
NO	3,072
Overvotes	9
Undervotes	2,950
Contest Totals	20,823

SPENCER D. WALSH Judicial Retention

Vote For 1	TOTAL
YES	14,817
NO	3,037
Overvotes	6
Undervotes	2,963
Contest Totals	20,823

BRANDON J. MAYNARD Judicial Retention

Vote For 1	TOTAL
YES	14,642
NO	3,456
Overvotes	4
Undervotes	2,721
Contest Totals	20,823

BRYAN P GALLOWAY Judicial Retention

Vote For 1	TOTAL
YES	14,975
NO	2,915
Overvotes	3
Undervotes	2,930
Contest Totals	20,823

Constitutional Amendment A

Constitutional Amendment B

Vote For 1	TOTAL
FOR	12,347
AGAINST	7,266
Overvotes	5
Undervotes	1,205
Contest Totals	20,823

Constitutional Amendment C

Vote For 1	TOTAL
FOR	16,832
AGAINST	2,893
Overvotes	7
Undervotes	1,091
Contest Totals	20,823

Constitutional Amendment D

LOCAL SPECIAL BOND ELECTION

Vote For 1

TOTAL

FOR THE ISSUANCE OF BONDS	6,031
AGAINST THE ISSUANCE OF BONDS	13,388
Overvotes	4
Undervotes	1,400
Contest Totals	20,823

Summary Results Report
 General Election
 November 5, 2024

OFFICIAL RESULTS
 Countywide Results
 Box Elder County, Utah

Statistics	TOTAL
Election Day Precincts Reporting	52 of 53
Precincts Complete	0 of 53
Precincts Partially Reported	52 of 53
Absentee/ Early Precincts Reporting	52 of 53
Registered Voters - Total	33,569
Ballots Cast - Total	29,668
Ballots Cast - Blank	3
Voter Turnout - Total	88.38%

U.S. President and Vice President

Vote For 1	TOTAL
WEST/ABDULLAH	32
EVERYLOVE	49
CON SKOUSEN/COMBS	196
GRN STEIN/WARE	119
REP TRUMP/VANCE	22,853
LIB OLIVER/TER MAAT	342
DEM HARRIS/WALZ	5,274
DE LA CRUZ/GARCIA	44
Write-In Totals	423
Write-In: ANDRE RAMON MC NEIL	0
Write-In: Invalid	412
Write-In: JAY J BOWMAN/DE D. BOWMAN	1
Write-In: BUDDIE ARDEN WILKERSON	0
Write-In: STEVE M. JOHNSON	0
Write-In: PETER SONSKI/LAUREN MICHELLE ONAK	10
Write-In: FUTURE MADAM POTUS	0
Write-In: SHONDRA YEVETTE IRVING	0
Not Assigned	0
Overvotes	15
Undervotes	321
Contest Totals	29,668

Official Results
R. Purdum
M. Young

U.S. Senate

Vote For 1	TOTAL
IAP CARLTON E. BOWEN	1,791
REP JOHN CURTIS	22,803
DEM CAROLINE GLEICH	4,050
Write-In Totals	210
Write-In: Invalid	203
Write-In: LAIRD FETZER HAMBLIN	7
Not Assigned	0
Overvotes	13
Undervotes	801
Contest Totals	29,668

U.S. House District 1

Vote For 1	TOTAL
DEM BILL CAMPBELL	4,130
LIB DANIEL R. COTTAM	1,431
REP BLAKE D. MOORE	22,902
Overvotes	1
Undervotes	1,204
Contest Totals	29,668

Governor and Lieutenant Governor

Vote For 1	TOTAL
REP COX/HENDERSON	18,423
IAP WILLIAMS/WILLIAMS III	776
DEM KING/CUMMINGS	3,535
LIB LATHAM/SHORT	1,083
TOMENY/TAYLOR	136
Write-In Totals	4,769
Write-In: Invalid	70
Write-In: RICHARD KENNEDY LYMAN/CAROL ANN LYMAN	0
Write-In: PHIL LYMAN/NATALIE CLAWSON	4,682
Write-In: CHARLIE TAUTUAA/SYLVIA FISK	17
Not Assigned	0
Overvotes	13
Undervotes	933
Contest Totals	29,668

Attorney General

Vote For 1	TOTAL
REP DEREK BROWN	21,581
DEM RUDY J BAUTISTA	3,647
LIB W. ANDREW MCCULLOUGH	1,174
AUSTIN HEPWORTH	883
UUP MICHELLE QUIST	1,229
Overvotes	5
Undervotes	1,149
Contest Totals	29,668

State Auditor

Vote For 1	TOTAL
REP TINA CANNON	22,577
CON JEFFREY L. OSTLER	1,868
DEM CATHERINE VOUTAZ	3,800
Overvotes	8
Undervotes	1,415
Contest Totals	29,668

State Treasurer

Vote For 1	TOTAL
UFP MILES POMEROY	1,233
REP MARLO M. OAKS	22,908
DEM NEIL A HANSEN	4,020
Overvotes	6
Undervotes	1,501
Contest Totals	29,668

State House District 1

Vote For 1	TOTAL
DEM CLAUDIA BIGLER	3,546
REP THOMAS PETERSON	16,393
Overvotes	1
Undervotes	1,190
Contest Totals	21,130

State House District 6

Vote For 1	TOTAL
REP MATTHEW H. GWYNN	6,483
DEM AMBER HARDY	1,510
Overvotes	0
Undervotes	545
Contest Totals	8,538

Box Elder County Commissioner Seat C

Vote For 1	TOTAL
REP TYLER M. VINCENT	20,806
Write-In Totals	6,267
Write-In: SAM MCMURDIE	5,722
Write-In: Invalid	545
Not Assigned	0
Overvotes	9
Undervotes	2,586
Contest Totals	29,668

Box Elder County Assessor

Vote For 1	TOTAL
REP KORY L. WILDE	24,659
Overvotes	0
Undervotes	5,009
Contest Totals	29,668

Box Elder County Recorder

Vote For 1	TOTAL
REP CHAD MONTGOMERY	24,563
Overvotes	0
Undervotes	5,105
Contest Totals	29,668

Box Elder County Treasurer

Vote For 1	TOTAL
REP SHAUN RONALD THORNLEY	24,249
Overvotes	0
Undervotes	5,419
Contest Totals	29,668

Box Elder School Board District 1

Vote For 1	TOTAL
TIFFANI SUMMERS	3,773
Overvotes	0
Undervotes	873
Contest Totals	4,646

Box Elder School Board District 2

Vote For 1	TOTAL
CONNIE J. ARCHIBALD	1,849
STEPHANIE ZOLLINGER DEFILIPPIS	1,942
Overvotes	1
Undervotes	480
Contest Totals	4,272

Box Elder School Board District 5

Vote For 1	TOTAL
BRYAN DEE SMITH	2,885
Overvotes	0
Undervotes	830
Contest Totals	3,715

Box Elder School Board District 6

Vote For 1	TOTAL
DANIELLE WRIGHT	2,896
Overvotes	0
Undervotes	950
Contest Totals	3,846

MATTHEW B. DURRANT Judicial Retention

Vote For 1	TOTAL
YES	20,888
NO	4,235
Overvotes	17
Undervotes	4,528
Contest Totals	29,668

RYAN D. TENNEY Judicial Retention

Vote For 1	TOTAL
YES	20,692
NO	4,338
Overvotes	10
Undervotes	4,628
Contest Totals	29,668

SPENCER D. WALSH Judicial Retention

Vote For 1	TOTAL
YES	20,728
NO	4,294
Overvotes	8
Undervotes	4,638
Contest Totals	29,668

BRANDON J. MAYNARD Judicial Retention

Vote For 1	TOTAL
YES	20,502
NO	4,845
Overvotes	5
Undervotes	4,316
Contest Totals	29,668

BRYAN P GALLOWAY Judicial Retention

Vote For 1	TOTAL
YES	20,889
NO	4,129
Overvotes	3
Undervotes	4,647
Contest Totals	29,668

Constitutional Amendment B

Vote For 1	TOTAL
FOR	17,783
AGAINST	9,945
Overvotes	6
Undervotes	1,934
Contest Totals	29,668

Constitutional Amendment C

Vote For 1	TOTAL
FOR	23,770
AGAINST	4,068
Overvotes	12
Undervotes	1,818
Contest Totals	29,668

LOCAL SPECIAL BOND ELECTION

Vote For 1	TOTAL
FOR THE ISSUANCE OF BONDS	8,832
AGAINST THE ISSUANCE OF BONDS	18,578
Overvotes	5
Undervotes	2,253
Contest Totals	29,668

****County Name** Canvass Statistics**

****Election Date****

Section 1 - Ballot Statistics

1A	88.4%	Voter Turnout
1B	33569	Active voters (as of the voter registration deadline)
1C	24697	Number of counted ballots (Mail or Drop Box)
1D	3913	Number of counted ballots (In-person)
1E	51	Number of ballots that were returned electronically (UOCAVA/disability)
1F	1007	Number of counted ballots (Provisional)
1G	29668	Total number of ballots counted
1H	Yes	Does total ballots counted match the number of voters given vote history in VISTA
1I		If no, what is the difference

1L Explain:

Section 2: Challenged and Uncounted Ballot Statistics

2A	204	Number of envelopes with a signature that does not match the voter's signature
2B	49	Number of unsigned envelopes
2C	12	Number of challenged ballots for other curable reasons
2D	440	Total number of ballots that were challenged (cured and not cured combined)
2E	265	Total number of curable that were not cured
2F	60.2%	Percentage of curable ballots that were not cured
2G	0	Total number of ballots where the voter submitted a disability affidavit*

Section 3: Rejected ballot statistics (ballots that cannot be cured)

3A	31	Number of ballots that were returned after the postmark deadline
3B	10	Number of ballots rejected for other non-curable reasons
3C	41	Total number of rejected that were not curable
3D	1.4%	Percentage of ballots that were returned as undeliverable

Section 4: Provisional ballot statistics

4A	1022	Number of provisional ballots issued
4B	1007	Number of provisional ballots counted
4C	15	Total Number of provisional ballots not counted
4D	1	Already Voted
4E		Insufficient ID
4F		Unsigned
4G	12	Incomplete Form
4H	2	Other
4I	98.5%	Percentage of provisionals that were counted
4J	975	Number of provisional ballots that are same-day registration

Section 5: County Clerk Certification

Marla Young
Box Elder

I certify that the information contained in this report is true and accurate.

STATISTICS

	Registered Voters - Total	Ballots Cast - Total	Ballots Cast - Blank	Voter Turnout - Total
Brigham City 01	501	425	0	84.83%
Brigham City 02	776	682	0	87.89%
Brigham City 03	711	603	0	84.81%
Brigham City 04	609	527	0	86.54%
Brigham City 05	534	472	0	88.39%
Brigham City 06	1,041	956	0	91.83%
Brigham City 07	832	722	0	86.78%
Brigham City 08	695	579	0	83.31%
Brigham City 09	365	321	0	87.95%
Brigham City 10	919	776	0	84.44%
Brigham City 11	390	341	1	87.44%
Brigham City 12	799	682	0	85.36%
Brigham City 13	577	496	0	85.96%
Brigham City 14	821	710	0	86.48%
Brigham City 15	786	717	0	91.22%
Brigham City North West	646	584	0	90.4%
Beaver Dam/Collinston	418	386	0	92.34%
Bear River	669	619	0	92.53%
Box Elder West	227	193	0	85.02%
Corinne 1	892	774	0	86.77%
Deweyville	444	391	0	88.06%
Elwood	954	869	0	91.09%
Fielding 1	337	307	0	91.1%
Fielding 2	418	390	0	93.3%
Garland 1	874	792	0	90.62%
Garland 2	671	602	0	89.72%
Garland East	467	422	0	90.36%
Honeyville 1	564	477	1	84.57%
Honeyville 2	487	448	0	91.99%
Honeyville	163	0	0	0%
Howell	902	148	0	16.41%
Mantua	1,031	807	0	78.27%
Perry 1	542	927	1	171.03%

STATISTICS

Perry 2	Registered Voters - Total	915	Ballots Cast - Total	486	Voter Turnout - Total	53.11%
Perry 3		969		786		81.11%
Perry 4		387		884		228.42%
Plymouth		218		347		159.17%
Portage		428		181		42.29%
Riverside		124		395		318.55%
Snowville		642		96		14.95%
South Willard 1		461		535		116.05%
South Willard 2		977		395		40.43%
Tremonton 1		712		863		121.21%
Tremonton 2		942		651		69.11%
Tremonton 3		1,207		819		67.85%
Tremonton 4		978		1,088		111.25%
Tremonton 5		487		851		174.74%
Tremonton 6		687		431		62.74%
Tremonton South		946		609		64.38%
Tremonton West		774		824		106.46%
Willard 1		653		696		106.58%
Willard 2		0		586		0%
Federal		0		0		0%
Totals		33,569		29,668		3

U.S. President and Vice President

VOTE FOR 1

Brigham City 01	WEST/ABDUL LAH	1	EVERYLOVE	0	SKOUSEN/CO MBS	5	STEINWARE	2	TRUMP/VANCE	290	OLIVER/TER MAAT	3	HARRIS/WALZ	116	DEM	CRUZ/GARCIA	0	DE LA	0	Write-in: JAY J BOWMAN/DE D. BOWMAN	0	Write-in: Invalid	6	Write-in: RAMON MC NEIL	0	Write-in: BUDDIE ARDEN WILKERSON	0	Write-in: STEVE M. JOHNSON	0
Brigham City 02		0		0		5		6		461		9		180				2		0		11			0		0	0	
Brigham City 03		1		3		7		2		397		6		168				0		0		11			0		0	0	
Brigham City 04		1		2		3		2		377		8		126				3		0		3			0		0	0	
Brigham City 05		2		1		1		1		328		3		126				0		0		2			0		0	0	
Totals		33,569		29,668		3		3		2,968		29,668		2,968				29,668		29,668		29,668		29,668		29,668		29,668	29,668

U.S. President and Vice President

VOTE FOR 1

	WEST/ABDUL LAH	EVERYLOVE	SKOUSEN/CO MBS	GRN STEIN/WARE	REP TRUMP/VANCE	LIB OLIVER/TER MAAT	DEM HARRIS/WALZ	DE LA CRUZ/GARCIA	Write-in Totals	Write-in: ANDRE RAMON MC NEIL	Write-in: Invalid	Write-in: JAY J BOWMAN/DE D. BOWMAN	Write-in: BUDDIE ARDEN WILKERSON	Write-in: STEVE M. JOHNSON
Brigham City 06	0	4	6	3	687	17	204	0	20	0	18	0	0	
Brigham City 07	2	0	8	2	484	10	195	1	14	0	12	1	0	
Brigham City 08	2	0	3	4	390	7	152	1	9	0	9	0	0	
Brigham City 09	2	4	3	2	233	3	65	1	3	0	3	0	0	
Brigham City 10	1	3	5	2	538	17	183	2	15	0	15	0	0	
Brigham City 11	0	0	2	2	228	1	100	1	0	0	0	0	0	
Brigham City 12	0	1	8	4	430	8	208	1	11	0	11	0	0	
Brigham City 13	0	0	2	2	352	9	122	1	4	0	2	0	0	
Brigham City 14	1	1	9	6	453	11	209	1	12	0	12	0	0	
Brigham City 15	0	2	3	4	495	6	176	0	23	0	23	0	0	
Brigham City North West	0	1	2	1	470	5	82	1	9	0	9	0	0	
Beaver Dam/Collinston	1	1	1	0	338	2	36	0	2	0	2	0	0	
Bear River	0	0	5	0	521	2	70	0	14	0	14	0	0	
Box Elder West	0	0	1	0	182	1	4	0	4	0	4	0	0	
Corinne 1	1	1	5	3	626	3	113	3	11	0	11	0	0	
Deweyville	0	0	2	1	313	4	64	2	3	0	3	0	0	
Elwood	2	5	3	1	727	13	88	1	15	0	15	0	0	
Fielding 1	0	0	4	1	272	0	23	0	1	0	1	0	0	
Fielding 2	0	1	0	0	346	0	37	1	2	0	2	0	0	
Garland 1	0	0	1	2	663	11	97	3	7	0	7	0	0	
Garland 2	0	2	4	2	481	5	96	3	6	0	6	0	0	
Garland East	1	0	7	2	366	3	23	1	12	0	12	0	0	
Honeyville 1	1	1	3	5	390	7	60	0	6	0	5	0	0	
Honeyville 2	1	0	9	2	356	9	61	0	4	0	4	0	0	
Honeyville	0	0	0	0	0	0	0	0	0	0	0	0	0	
Howell	0	0	0	1	129	0	17	0	1	0	1	0	0	
Mantua	0	0	2	5	652	12	105	1	17	0	17	0	0	
Perry 1	1	0	6	4	711	6	166	2	16	0	16	0	0	
Perry 2	1	1	4	2	366	5	91	1	7	0	7	0	0	
Perry 3	0	1	1	5	563	9	160	1	24	0	22	0	0	
Perry 4	0	0	8	5	682	13	153	1	10	0	10	0	0	
Plymouth	2	0	0	1	311	1	26	2	3	0	3	0	0	

U.S. President and Vice President

	WEST/ABDUL LAH	EVERYLOVE	SKOUSEN/CO MBS	GRN STEIN/WARE	REP TRUMP/VANC E	LIB OLIVER/TER MAAT	DEM HARRIS/WAL Z	DE LA CRUZ/GARCI A	Write-in Totals	Write-in: ANDRE RAMON MC NEIL	Write-in: Invalid	Write-in: JAY J BOWMAN/DE D. BOWMAN	Write-in: BUDDIE ARDEN WILKERSON	Write-in: STEVE M. JOHNSON
Portage	0	0	4	0	157	0	16	0	3	0	3	0	0	0
Riverside	0	2	6	0	341	7	31	0	6	0	6	0	0	0
Snowville	0	0	0	0	90	1	4	0	1	0	1	0	0	0
South Willard 1	3	0	1	3	434	3	78	1	6	0	6	0	0	0
South Willard 2	0	0	0	1	309	10	68	0	3	0	3	0	0	0
Tremonton 1	1	1	6	0	703	6	128	0	13	0	13	0	0	0
Tremonton 2	0	0	5	3	527	8	102	0	2	0	2	0	0	0
Tremonton 3	0	2	4	3	643	11	139	1	7	0	7	0	0	0
Tremonton 4	0	1	3	4	856	13	195	4	8	0	6	0	0	0
Tremonton 5	2	1	2	2	675	12	138	0	8	0	8	0	0	0
Tremonton 6	1	1	3	2	340	3	78	0	2	0	2	0	0	0
Tremonton South	0	2	3	2	523	7	55	0	12	0	12	0	0	0
Tremonton West	1	2	4	3	668	17	106	0	13	0	13	0	0	0
Willard 1	0	2	9	4	532	5	132	0	11	0	11	0	0	0
Willard 2	0	0	8	5	447	10	102	1	10	0	10	0	0	0
Federal	0	0	0	0	0	0	0	0	0	0	0	0	0	0
Totals	32	49	196	119	22,853	342	5,274	44	423	0	412	1	0	0

U.S. President and Vice President

VOTE FOR 1

	Write-in: PETER SONSKI/LAUR EN MICHELLE	Write-in: FUTURE MADAM POTUS	Write-in: SHONDRA YEVETTE IRVING	Write-in: Not Assigned	Overvotes	Undervotes	Contest Total
Brigham City 01	0	0	0	0	0	2	425
Brigham City 02	0	0	0	0	0	8	682
Brigham City 03	0	0	0	0	0	8	603
Brigham City 04	0	0	0	0	1	1	527
Brigham City 05	0	0	0	0	2	6	472
Brigham City 06	2	0	0	0	0	15	956
Brigham City 07	1	0	0	0	2	4	722
Brigham City 08	0	0	0	0	1	10	579
Brigham City 09	0	0	0	0	0	5	321
Brigham City 10	0	0	0	0	1	9	776
Brigham City 11	0	0	0	0	0	7	341
Brigham City 12	0	0	0	0	0	11	682
Brigham City 13	2	0	0	0	1	3	496
Brigham City 14	0	0	0	0	2	5	710
Brigham City 15	0	0	0	0	0	8	717
Brigham City North West	0	0	0	0	0	13	584
Beaver Dam/Collinston	0	0	0	0	1	4	386
Bear River	0	0	0	0	0	7	619
Box Elder West	0	0	0	0	0	1	193
Corinne 1	0	0	0	0	0	8	774
Deweyville	0	0	0	0	0	2	391
Elwood	0	0	0	0	0	14	869
Fielding 1	0	0	0	0	0	6	307
Fielding 2	0	0	0	0	0	3	390
Garland 1	0	0	0	0	0	8	792
Garland 2	0	0	0	0	0	3	602
Garland East	0	0	0	0	0	7	422
Honeyville 1	1	0	0	0	0	4	477
Honeyville 2	0	0	0	0	0	6	448
Honeyville	0	0	0	0	0	0	0
Howell	0	0	0	0	0	0	148
Mantua	0	0	0	0	0	13	807

U.S. President and Vice President

	VOTE FOR 1										Contest Total
	Write-in: SONSKI/LAUR EN MICHELLE	Write-in: PETER SONSKI/LAUR EN MICHELLE	Write-in: FUTURE MADAM POTUS	Write-in: SHONDRA YEVETTE IRVING	Write-in: Not Assigned	Overvotes	Undervotes				
Perry 1	0	0	0	0	0	0	15				927
Perry 2	0	0	0	0	0	0	8				486
Perry 3	2	0	0	0	0	0	22				786
Perry 4	0	0	0	0	0	0	12				884
Plymouth	0	0	0	0	0	0	1				347
Portage	0	0	0	0	0	0	1				181
Riverside	0	0	0	0	0	0	2				395
Snowville	0	0	0	0	0	0	0				96
South Willard 1	0	0	0	0	0	0	6				535
South Willard 2	0	0	0	0	0	0	4				395
Tremonton 1	0	0	0	0	0	2	3				863
Tremonton 2	0	0	0	0	0	1	3				651
Tremonton 3	0	0	0	0	0	1	8				819
Tremonton 4	2	0	0	0	0	0	4				1,088
Tremonton 5	0	0	0	0	0	0	11				851
Tremonton 6	0	0	0	0	0	0	1				431
Tremonton South	0	0	0	0	0	0	5				609
Tremonton West	0	0	0	0	0	0	10				824
Willard 1	0	0	0	0	0	0	1				696
Willard 2	0	0	0	0	0	0	3				586
Federal	0	0	0	0	0	0	0				0
Totals	10	0	0	0	0	15	321				29,668

U.S. Senate
 VOTE FOR 1

	IAP CARLTON E. BOWEN	REP JOHN CURTIS	DEM CAROLINE GLEICH	Write-in Totals	Write-in: Invalid	Write-in: LAIRD FETZER HAMBLIN	Write-in: Not Assigned	Overvotes	Undervotes	Contest Total
Brigham City 01	26	285	95	0	0	0	0	0	19	425
Brigham City 02	37	481	136	3	1	2	0	0	25	682
Brigham City 03	42	398	137	4	4	0	0	1	21	603
Brigham City 04	27	371	107	5	5	0	0	0	17	527
Brigham City 05	46	308	111	2	2	0	0	0	5	472
Brigham City 06	70	694	153	15	15	0	0	1	23	956
Brigham City 07	56	492	148	3	3	0	0	0	23	722
Brigham City 08	40	392	119	6	5	1	0	0	22	579
Brigham City 09	24	241	43	4	4	0	0	0	9	321
Brigham City 10	44	563	147	0	0	0	0	0	22	776
Brigham City 11	15	239	73	2	2	0	0	1	11	341
Brigham City 12	33	496	131	2	1	1	0	1	19	682
Brigham City 13	35	355	92	2	2	0	0	1	11	496
Brigham City 14	39	482	159	6	6	0	0	1	23	710
Brigham City 15	49	521	123	1	1	0	0	0	23	717
Brigham City North West	37	441	72	16	16	0	0	0	18	584
Beaver Dam/Collinston	22	333	19	4	4	0	0	0	8	386
Bear River	50	503	44	5	5	0	0	0	17	619
Box Elder West	9	177	2	1	1	0	0	0	4	193
Corinne 1	41	610	98	8	8	0	0	0	17	774
Deweyville	13	323	36	0	0	0	0	0	19	391
Elwood	51	742	55	13	12	1	0	0	8	869
Fielding 1	18	267	18	1	1	0	0	0	3	307
Fielding 2	34	322	25	3	3	0	0	0	6	390
Garland 1	52	633	88	6	6	0	0	0	13	792
Garland 2	30	475	77	8	8	0	0	1	11	602
Garland East	21	380	13	0	0	0	0	0	8	422
Honeyville 1	32	381	45	2	2	0	0	0	17	477
Honeyville 2	30	350	47	4	4	0	0	1	16	448
Honeyville	0	0	0	0	0	0	0	0	0	0
Howell	8	123	12	1	1	0	0	0	4	148
Mantua	38	658	80	3	3	0	0	0	28	807

	U.S. Senate										Contest Total
	IAP CARLTON E. BOWEN	REP JOHN CURTIS	DEM CAROLINE GLEICH	Write-in Totals	Write-in: Invalid	Write-in: LAIRD FETZER HAMBLIN	Write-in: Not Assigned	Overvotes	Undervotes		
Perry 1	30	755	118	2	2	0	0	1	21	927	
Perry 2	34	369	65	8	8	0	0	0	10	486	
Perry 3	30	599	131	0	0	0	0	0	26	786	
Perry 4	53	693	111	5	5	0	0	0	22	884	
Plymouth	21	297	19	0	0	0	0	0	10	347	
Portage	19	143	13	1	1	0	0	0	5	181	
Riverside	25	331	23	5	5	0	0	0	11	395	
Snowville	4	88	1	0	0	0	0	0	3	96	
South Willard 1	44	406	69	6	6	0	0	0	10	535	
South Willard 2	33	292	55	2	2	0	0	0	13	395	
Tremonton 1	47	711	88	2	2	0	0	1	14	863	
Tremonton 2	30	507	78	3	3	0	0	0	33	651	
Tremonton 3	38	628	125	7	6	1	0	0	21	819	
Tremonton 4	60	833	155	5	4	1	0	0	35	1,088	
Tremonton 5	48	668	108	6	6	0	0	0	21	851	
Tremonton 6	18	334	66	5	5	0	0	1	7	431	
Tremonton South	38	495	44	15	15	0	0	1	16	609	
Tremonton West	52	655	88	3	3	0	0	0	26	824	
Willard 1	47	531	99	3	3	0	0	1	15	696	
Willard 2	51	432	89	2	2	0	0	0	12	586	
Federal	0	0	0	0	0	0	0	0	0	0	
Totals	1,791	22,803	4,050	210	203	7	0	13	801	29,668	

U.S. House District 1

	DEM BILL CAMPBELL	LIB DANIEL R. COTTAM	REP BLAKE D. MOORE	Overvotes	Undervotes	Contest Total
Brigham City 01	98	19	279	0	29	425
Brigham City 02	140	35	480	0	27	682
Brigham City 03	151	31	392	0	29	603
Brigham City 04	110	36	361	0	20	527
Brigham City 05	111	25	320	0	16	472
Brigham City 06	145	51	730	0	30	956
Brigham City 07	137	51	508	0	26	722
Brigham City 08	121	38	392	0	28	579
Brigham City 09	60	13	234	0	14	321
Brigham City 10	149	28	564	0	35	776
Brigham City 11	69	15	242	0	15	341
Brigham City 12	141	28	483	0	30	682
Brigham City 13	92	34	352	0	18	496
Brigham City 14	159	27	485	0	39	710
Brigham City 15	146	45	493	0	33	717
Brigham City North West	76	26	456	0	26	584
Beaver Dam/Collinston	22	17	332	0	15	386
Bear River	51	31	517	0	20	619
Box Elder West	2	2	182	0	7	193
Corinne 1	80	38	634	0	22	774
Deweyville	32	19	318	0	22	391
Elwood	63	43	744	0	19	869
Fielding 1	23	20	257	0	7	307
Fielding 2	26	13	333	0	18	390
Garland 1	73	40	652	0	27	792
Garland 2	74	27	477	0	24	602
Garland East	12	11	385	0	14	422
Honeyville 1	47	17	386	0	27	477
Honeyville 2	58	16	349	0	25	448
Honeyville	0	0	0	0	0	0
Howell	13	10	120	0	5	148
Mantua	97	33	639	0	38	807

U.S. House District 1

	VOTE FOR 1				Overvotes	Undervotes	Contest Total
	DEM BILL CAMPBELL	LIB DANIEL R. COTTAM	REP BLAKE D. MOORE				
Perry 1	108	35	749	0	35	927	
Perry 2	67	27	377	0	15	486	
Perry 3	117	42	589	0	38	786	
Perry 4	116	33	707	0	28	884	
Plymouth	23	13	294	0	17	347	
Portage	16	10	148	0	7	181	
Riverside	29	19	329	0	18	395	
Snowville	6	2	85	0	3	96	
South Willard 1	60	32	425	0	18	535	
South Willard 2	67	10	297	0	21	395	
Tremonton 1	89	44	712	0	18	863	
Tremonton 2	82	34	492	0	43	651	
Tremonton 3	125	36	624	0	34	819	
Tremonton 4	152	50	826	0	60	1,088	
Tremonton 5	104	58	658	0	31	851	
Tremonton 6	70	18	329	1	13	431	
Tremonton South	46	22	519	0	22	609	
Tremonton West	94	43	648	0	39	824	
Willard 1	97	32	546	0	21	696	
Willard 2	84	32	452	0	18	586	
Federal	0	0	0	0	0	0	
Totals	4,130	1,431	22,902	1	1,204	29,668	

Governor and Lieutenant Governor

VOTE FOR 1

	REP COX/HENDER SON	IAP WILLIAMS/WI LLIAMS III	DEM KING/CUMMI NGS	LIB LATHAM/SHO RT	TOMENY/TAY LOR	Write-in Totals	Write-in: Invalid	Write-in: RICHARD KENNEDY LYMAN/CARO	Write-in: PHIL LYMAN/NATA LIE CLAWSON	Write-in: CHARLIE TAUTUAA/SY LVIA FISK	Write-in: Not Assigned	Overvotes	Undervotes	Contest Total
Brigham City 01	249	12	81	19	2	40	0	0	40	0	0	0	22	425
Brigham City 02	405	17	135	25	1	75	3	0	72	0	0	1	23	682
Brigham City 03	320	24	130	25	2	76	2	0	74	0	0	0	26	603
Brigham City 04	330	12	83	20	2	61	1	0	59	1	0	0	19	527
Brigham City 05	263	16	91	19	3	68	1	0	65	2	0	0	12	472
Brigham City 06	629	22	121	34	5	124	2	0	122	0	0	0	21	956
Brigham City 07	463	14	122	26	4	77	1	0	76	0	0	1	15	722
Brigham City 08	327	23	105	26	4	74	1	0	73	0	0	0	20	579
Brigham City 09	203	9	43	8	1	46	1	0	45	0	0	0	11	321
Brigham City 10	506	23	116	18	6	83	0	0	81	2	0	1	23	776
Brigham City 11	205	2	59	8	0	49	2	0	47	0	0	1	17	341
Brigham City 12	425	9	117	30	4	72	0	0	71	1	0	2	23	682
Brigham City 13	293	14	80	27	1	69	0	0	69	0	0	0	12	496
Brigham City 14	424	19	135	21	7	77	1	0	76	0	0	0	27	710
Brigham City 15	455	14	109	22	1	93	1	0	92	0	0	0	23	717
Brigham City North West	330	24	62	21	0	120	0	0	120	0	0	0	27	584
Beaver Dam/Collinston	243	11	25	14	1	81	4	0	76	1	0	0	11	386
Bear River	362	17	38	24	2	150	0	0	149	1	0	1	25	619
Box Elder West	127	4	2	8	0	46	0	0	46	0	0	0	6	193
Corinne 1	468	20	71	35	2	151	3	0	147	1	0	0	27	774
Deweyville	274	7	26	10	1	58	1	0	57	0	0	0	15	391
Elwood	591	22	47	24	2	169	5	0	164	0	0	0	14	869
Fielding 1	189	10	18	16	3	62	0	0	62	0	0	0	9	307
Fielding 2	223	9	20	12	2	116	0	0	116	0	0	0	8	390
Garland 1	505	27	78	33	4	117	0	0	117	0	0	0	28	792
Garland 2	383	17	63	20	1	101	2	0	99	0	0	0	17	602
Garland East	299	8	17	6	5	77	0	0	77	0	0	0	10	422
Honeyville 1	283	13	36	19	1	105	1	0	104	0	0	0	20	477
Honeyville 2	240	10	51	17	5	109	0	0	109	0	0	1	15	448
Honeyville	0	0	0	0	0	0	0	0	0	0	0	0	0	0
Howell	88	3	14	2	1	36	2	0	34	0	0	0	4	148
Mantua	543	14	72	28	3	124	0	0	124	0	0	0	23	807

Governor and Lieutenant Governor

	COX/HENDERSON REP	WILLIAMS/WILLIAMS III IAP	KING/CUMMINGS DEM	LATHAM/SHORT LIB	TOMENY/TAYLOR	Write-in Totals	Write-in: Invalid	Write-in: RICHARD KENNEDY LYMAN/CARO	Write-in: PHIL LYMAN/NATALIE CLAWSON	Write-in: CHARLIE TAUTUAA/SYLVIA FISK	Write-in: Not Assigned	Overvotes	Undervotes	Contest Total
Perry 1	611	20	113	23	3	129	2	0	127	0	0	0	28	927
Perry 2	290	9	59	17	0	95	3	0	92	0	0	0	16	486
Perry 3	536	7	95	25	2	96	3	0	93	0	0	0	25	786
Perry 4	552	27	92	36	5	143	0	0	143	0	0	2	27	884
Plymouth	237	15	16	9	0	58	3	0	55	0	0	0	12	347
Portage	113	9	10	9	1	34	0	0	34	0	0	1	4	181
Riverside	228	9	22	15	1	100	1	0	96	3	0	0	20	395
Snowville	73	4	1	4	0	8	1	0	7	0	0	0	6	96
South Willard 1	307	19	65	25	2	102	3	0	99	0	0	0	15	535
South Willard 2	223	9	48	9	1	93	0	0	93	0	0	0	12	395
Tremonton 1	582	16	71	29	5	142	2	0	140	0	0	0	18	863
Tremonton 2	386	22	66	32	3	114	1	0	111	2	0	0	28	651
Tremonton 3	491	29	110	33	8	120	2	0	117	1	0	1	27	819
Tremonton 4	667	38	157	44	7	140	5	0	135	0	0	1	34	1,088
Tremonton 5	533	23	96	26	2	143	1	0	142	0	0	0	28	851
Tremonton 6	271	13	63	19	3	58	0	0	57	1	0	0	4	431
Tremonton South	382	22	33	27	4	129	1	0	128	0	0	0	12	609
Tremonton West	513	16	71	35	4	160	4	0	156	0	0	0	25	824
Willard 1	434	9	97	31	6	103	2	0	100	1	0	0	16	696
Willard 2	349	14	83	18	3	96	2	0	94	0	0	0	23	586
Totals	18,423	776	3,535	1,083	136	4,769	70	0	4,682	17	0	13	933	29,668

Attorney General
 VOTE FOR 1

	REP DEREK BROWN	DEM RUDY J BAUTISTA	LIB W. ANDREW MCCULLOUGH	AUSTIN HEPWORTH	UUP MICHELLE QUIST	Overvotes	Undervotes	Contest Total
Brigham City 01	266	83	21	14	18	0	23	425
Brigham City 02	458	113	29	17	28	0	37	682
Brigham City 03	363	135	33	20	25	0	27	603
Brigham City 04	343	96	29	13	15	0	31	527
Brigham City 05	296	93	28	17	21	1	16	472
Brigham City 06	666	136	38	40	47	0	29	956
Brigham City 07	460	121	33	30	49	0	29	722
Brigham City 08	353	110	30	23	33	0	30	579
Brigham City 09	228	41	13	10	15	0	14	321
Brigham City 10	518	139	27	30	31	0	31	776
Brigham City 11	233	58	12	3	15	0	20	341
Brigham City 12	422	132	21	19	62	0	26	682
Brigham City 13	321	82	29	7	40	0	17	496
Brigham City 14	455	135	21	25	43	0	31	710
Brigham City 15	473	129	23	23	37	0	32	717
Brigham City North West	438	64	26	18	10	0	28	584
Beaver Dam/Collinston	321	21	11	10	10	0	13	386
Bear River	487	41	34	24	13	1	19	619
Box Elder West	170	4	4	3	8	0	4	193
Corinne 1	593	85	33	15	29	0	19	774
Deweyville	292	32	32	4	10	0	21	391
Elwood	701	54	37	14	40	0	23	869
Fielding 1	247	28	12	9	3	0	8	307
Fielding 2	310	26	7	17	16	0	14	390
Garland 1	609	74	36	19	29	0	25	792
Garland 2	437	67	23	24	30	0	21	602
Garland East	371	9	10	9	9	0	14	422
Honeyville 1	378	36	19	11	11	0	22	477
Honeyville 2	341	47	14	17	15	0	14	448
Honeyville	0	0	0	0	0	0	0	0
Howell	123	7	2	0	10	0	6	148
Mantua	621	65	23	33	28	0	37	807

Attorney General

VOTE FOR 1

	REP DEREK BROWN	DEM RUDY J BAUTISTA	LIB W. ANDREW MCCULLOUGH	AUSTIN HEPWORTH	UUP MICHELLE QUIST	Overvotes	Undervotes	Contest Total
Perry 1	707	112	23	23	30	0	32	927
Perry 2	349	58	15	12	36	0	16	486
Perry 3	548	103	33	17	45	0	40	786
Perry 4	667	103	36	26	32	0	20	884
Plymouth	287	20	11	8	6	1	14	347
Portage	145	14	9	2	8	0	3	181
Riverside	320	22	11	18	10	0	14	395
Snowville	86	1	2	1	1	0	5	96
South Willard 1	410	60	18	15	22	0	10	535
South Willard 2	282	52	8	18	17	0	18	395
Tremonton 1	687	60	31	21	41	0	23	863
Tremonton 2	467	76	22	24	24	0	38	651
Tremonton 3	602	103	27	21	35	0	31	819
Tremonton 4	777	150	43	31	35	0	52	1,088
Tremonton 5	612	102	53	16	26	1	41	851
Tremonton 6	314	60	23	9	17	1	7	431
Tremonton South	473	45	24	33	12	0	22	609
Tremonton West	626	81	32	28	26	0	31	824
Willard 1	514	86	22	15	26	0	33	696
Willard 2	414	76	21	27	30	0	18	586
Totals	21,581	3,647	1,174	883	1,229	5	1,149	29,668

	State Auditor VOTE FOR 1				State Treasurer VOTE FOR 1					
	REP TINA CANNON	CON JEFFREY L. OSTLER	DEM CATHERINE VOUTAZ	Contest Total	UFP MILES POMEROY	REP MARLO M. OAKS	DEM NEIL A HANSEN	Overvotes	Undervotes	Contest Total
Brigham City 01	273	29	87	425	29	277	86	1	32	425
Brigham City 02	472	37	131	682	28	478	130	0	46	682
Brigham City 03	371	58	136	603	48	383	134	1	37	603
Brigham City 04	351	38	103	527	29	365	92	0	41	527
Brigham City 05	313	29	103	472	24	321	105	0	22	472
Brigham City 06	721	49	145	956	69	705	135	0	47	956
Brigham City 07	508	46	133	722	35	517	133	0	37	722
Brigham City 08	393	40	116	579	33	398	110	0	38	579
Brigham City 09	241	18	41	321	6	246	50	0	19	321
Brigham City 10	565	37	137	776	33	552	155	0	36	776
Brigham City 11	243	15	65	341	13	247	63	0	18	341
Brigham City 12	481	39	125	682	43	468	134	0	37	682
Brigham City 13	344	35	92	496	27	354	96	0	19	496
Brigham City 14	483	39	147	710	35	486	144	0	45	710
Brigham City 15	514	44	119	717	25	522	126	0	44	717
Brigham City North West	466	27	63	584	18	466	67	0	33	584
Beaver Dam/Collinston	323	30	17	386	20	328	21	0	17	386
Bear River	502	44	46	619	25	519	50	0	25	619
Box Elder West	167	14	4	193	1	180	4	0	8	193
Corinne 1	612	52	84	774	38	616	94	0	26	774
Deweyville	302	31	32	391	12	311	39	0	29	391
Elwood	756	38	52	869	35	742	66	0	26	869
Fielding 1	258	21	18	307	8	264	23	0	12	307
Fielding 2	330	19	25	390	14	332	29	0	15	390
Garland 1	628	50	80	792	32	635	86	0	39	792
Garland 2	465	40	69	602	30	459	83	0	30	602
Garland East	371	24	7	422	14	376	14	0	18	422
Honeyville 1	380	25	45	477	9	380	60	0	28	477
Honeyville 2	348	34	49	448	21	358	52	0	17	448
Honeyville	0	0	0	0	0	0	0	0	0	0
Howell	128	6	8	148	6	120	12	0	10	148
Mantua	639	48	72	807	24	658	72	1	52	807

	State Auditor VOTE FOR 1				State Treasurer VOTE FOR 1				Contest Total	Undervotes	Overvotes	Contest Total	Undervotes	Overvotes
	REP TINA CANNON	CON JEFFREY L. OSTLER	DEM CATHERINE VOUTAZ				UFP MILES POMEROY	REP MARLO M. OAKS						
Perry 1	730	52	108				25	737	123	0	42	927	42	0
Perry 2	370	29	61				20	376	67	0	23	486	23	0
Perry 3	606	32	105				22	602	110	0	52	786	52	0
Perry 4	675	73	105				40	688	120	0	36	884	36	0
Plymouth	290	23	23				14	292	28	0	13	347	13	0
Portage	146	14	16				12	147	16	0	6	181	6	0
Riverside	327	23	21				10	344	15	0	26	395	26	0
Snowville	85	5	1				1	87	3	0	5	96	5	0
South Willard 1	413	34	68				25	425	65	0	20	535	20	0
South Willard 2	303	18	50				6	319	50	0	20	395	20	0
Tremonton 1	701	68	69				44	713	76	0	30	863	30	0
Tremonton 2	501	38	74				20	511	80	1	39	651	39	1
Tremonton 3	614	52	117				32	622	122	0	43	819	43	0
Tremonton 4	806	73	151				32	834	160	0	62	1,088	62	0
Tremonton 5	640	63	111				27	667	111	0	46	851	46	0
Tremonton 6	329	24	69				17	328	77	1	8	431	8	1
Tremonton South	499	35	44				14	507	58	0	30	609	30	0
Tremonton West	628	69	85				25	668	92	1	38	824	38	1
Willard 1	524	49	90				26	535	101	0	34	696	34	0
Willard 2	442	38	81				37	443	81	0	25	586	25	0
Totals	22,577	1,868	3,800	8	1,415	29,668	1,233	22,908	4,020	6	1,501	29,668	1,501	29,668

	State House District 1				State House District 6					
	VOTE FOR 1		VOTE FOR 1		VOTE FOR 1		VOTE FOR 1			
	DEM CLAUDIA BIGLER	REP THOMAS PETERSON	Overvotes	Undervotes	Contest Total	REP MATTHEW H. GWYNN	DEM AMBER HARDY	Overvotes	Undervotes	Contest Total
Brigham City 01	124	268	0	33	425					
Brigham City 02	174	474	0	34	682					
Brigham City 03	200	370	0	33	603					
Brigham City 04	144	348	0	35	527					
Brigham City 05	122	327	0	23	472					
Brigham City 06	210	704	1	41	956					
Brigham City 07	197	487	0	38	722					
Brigham City 08						395	134	0	50	579
Brigham City 09	63	239	0	19	321					
Brigham City 10						570	161	0	45	776
Brigham City 11	81	244	0	16	341					
Brigham City 12						484	150	0	48	682
Brigham City 13						366	105	0	25	496
Brigham City 14						489	170	0	51	710
Brigham City 15	188	484	0	45	717					
Brigham City North West	96	459	0	29	584					
Beaver Dam/Collinston	36	330	0	20	386					
Bear River	69	522	0	28	619					
Box Elder West	5	181	0	7	193					
Cortne 1	139	606	0	29	774					
Deweyville	56	310	0	25	391					
Elwood	91	733	0	45	869					
Fielding 1	28	265	0	14	307					
Fielding 2	33	333	0	24	390					
Garland 1	103	652	0	37	792					
Garland 2	97	464	0	41	602					
Garland East	29	364	0	29	422					
Honeyville 1	73	369	0	35	477					
Honeyville 2	65	365	0	18	448					
Honeyville	0	0	0	0	0					
Howell	12	128	0	8	148					
Mantua	121	644	0	42	807					

	State House District 1					State House District 6				
	VOTE FOR 1					VOTE FOR 1				
	DEM CLAUDIA BIGLER	REP THOMAS PETERSON	Overvotes	Undervotes	Contest Total	REP MATTHEW H. GWYNN	DEM AMBER HARDY	Overvotes	Undervotes	Contest Total
Perry 1						736	133	0	58	927
Perry 2						384	70	0	32	486
Perry 3						604	123	0	59	786
Perry 4						705	132	0	47	884
Plymouth	24	303	0	20	347					
Portage	21	152	0	8	181					
Riverside	30	331	0	34	395					
Snowville	6	81	0	9	96					
South Willard 1						442	71	0	22	535
South Willard 2						308	59	0	28	395
Tremonton 1	113	711	0	39	863					
Tremonton 2	98	511	0	42	651					
Tremonton 3	134	645	0	40	819					
Tremonton 4	180	831	0	77	1,088					
Tremonton 5	138	658	0	55	851					
Tremonton 6	88	327	0	16	431					
Tremonton South	53	512	0	44	609					
Tremonton West	105	661	0	58	824					
Willard 1						538	112	0	46	696
Willard 2						462	90	0	34	586
Totals	3,546	16,393	1	1,190	21,130	6,483	1,510	0	545	8,538

Box Elder County Commissioner Seat C

VOTE FOR 1

	REP TYLER M. VINCENT	Write-in Totals	Write-in: SAM MCMURDIE	Write-in: Invalid	Write-in: Not Assigned	Overvotes	Undervotes	Contest Total
Brigham City 01	321	51	46	5	0	1	52	425
Brigham City 02	557	58	47	11	0	0	67	682
Brigham City 03	443	72	61	11	0	1	87	603
Brigham City 04	391	65	51	14	0	0	71	527
Brigham City 05	356	66	59	7	0	0	50	472
Brigham City 06	765	121	105	16	0	0	70	956
Brigham City 07	616	48	34	14	0	0	58	722
Brigham City 08	446	74	58	16	0	0	59	579
Brigham City 09	260	28	25	3	0	0	33	321
Brigham City 10	626	71	61	10	0	0	79	776
Brigham City 11	263	51	46	5	0	0	27	341
Brigham City 12	533	62	47	15	0	1	86	682
Brigham City 13	387	57	46	11	0	0	52	496
Brigham City 14	543	66	49	17	0	1	100	710
Brigham City 15	558	95	79	16	0	0	64	717
Brigham City North West	348	185	181	4	0	0	51	584
Beaver Dam/Collinston	210	156	149	7	0	0	20	386
Bear River	427	155	148	7	0	0	37	619
Box Elder West	116	71	71	0	0	0	6	193
Corinne 1	569	143	126	17	0	1	61	774
Deweyville	192	171	168	3	0	0	28	391
Elwood	417	416	402	14	0	0	36	869
Fielding 1	175	112	109	3	0	0	20	307
Fielding 2	203	171	165	6	0	0	16	390
Garland 1	525	207	193	14	0	0	60	792
Garland 2	356	195	183	12	0	0	51	602
Garland East	227	177	169	8	0	0	18	422
Honeyville 1	362	73	69	4	0	0	42	477
Honeyville 2	304	105	101	4	0	1	38	448
Honeyville	0	0	0	0	0	0	0	0
Howell	87	52	51	1	0	0	9	148
Mantua	668	62	45	17	0	0	77	807

Box Elder County Commissioner Seat C

VOTE FOR 1

	REP TYLER M. VINCENT	Write-in Totals	Write-in: SAM MCMURDIE	Write-in: Invalid	Write-in: Not Assigned	Overvotes	Undervotes	Contest Total
Perry 1	778	67	51	16	0	0	82	927
Perry 2	395	50	45	5	0	0	41	486
Perry 3	588	109	96	13	0	0	89	786
Perry 4	732	75	54	21	0	0	77	884
Plymouth	228	99	90	9	0	0	20	347
Portage	124	46	43	3	0	0	11	181
Riverside	159	212	206	6	0	0	24	395
Snowville	70	21	21	0	0	0	5	96
South Willard 1	443	48	32	16	0	0	44	535
South Willard 2	320	30	19	11	0	0	45	395
Tremonton 1	497	323	310	13	0	2	41	863
Tremonton 2	417	176	167	9	0	0	58	651
Tremonton 3	556	185	173	12	0	0	78	819
Tremonton 4	756	228	205	23	0	0	104	1,088
Tremonton 5	537	222	202	20	0	1	91	851
Tremonton 6	168	233	228	5	0	0	30	431
Tremonton South	287	290	274	16	0	0	32	609
Tremonton West	468	273	243	30	0	0	83	824
Willard 1	556	74	61	13	0	0	66	696
Willard 2	476	70	58	12	0	0	40	586
Totals	20,806	6,267	5,722	545	0	9	2,586	29,668

	Box Elder County Assessor				Box Elder County Recorder																															
	VOTE FOR 1				VOTE FOR 1																															
	REP KORY L. WILDFIRE	331	559	465	408	389	816	586	452	262	622	283	551	399	556	578	477	331	516	172	657	336	771	270	340	665	499	366	415	382	0	122	665			
		0	0	0	0	0	0	0	0	0	0	0	0	0	0	0	0	0	0	0	0	0	0	0	0	0	0	0	0	0	0	0	0	0		
	Overvotes	0	0	0	0	0	0	0	0	0	0	0	0	0	0	0	0	0	0	0	0	0	0	0	0	0	0	0	0	0	0	0	0	0	0	
	Undervotes	94	123	138	119	83	140	136	127	59	154	58	131	97	154	139	107	55	103	21	117	55	98	37	50	127	103	56	62	66	0	26	142			
	Contest Total	425	682	603	527	472	956	722	579	321	776	341	682	496	710	717	584	386	619	193	774	391	869	307	390	792	602	422	477	448	0	148	807			
	REP CHAD MONTGOMERY	331	559	464	410	390	812	593	452	255	626	284	550	401	556	567	462	327	512	172	638	337	764	273	341	669	495	368	406	378	0	122	660			
		0	0	0	0	0	0	0	0	0	0	0	0	0	0	0	0	0	0	0	0	0	0	0	0	0	0	0	0	0	0	0	0	0	0	
	Overvotes	0	0	0	0	0	0	0	0	0	0	0	0	0	0	0	0	0	0	0	0	0	0	0	0	0	0	0	0	0	0	0	0	0	0	0
	Undervotes	94	123	139	117	82	144	129	127	66	150	57	132	95	154	150	122	59	107	21	136	54	105	34	49	123	107	54	71	70	0	26	147			
	Contest Total	425	682	603	527	472	956	722	579	321	776	341	682	496	710	717	584	386	619	193	774	391	869	307	390	792	602	422	477	448	0	148	807			

	Box Elder County Assessor				Box Elder County Recorder			
	VOTE FOR 1				VOTE FOR 1			
	REP KORY L. WILDE		REP CHAD MONTGOMERY	Contest Total	Contest Total	Overvotes	Overvotes	Contest Total
Perry 1	777	150	770	927	0	0	157	927
Perry 2	413	73	408	486	0	0	78	486
Perry 3	652	134	651	786	0	0	135	786
Perry 4	734	150	729	884	0	0	155	884
Plymouth	298	49	297	347	0	0	50	347
Portage	155	26	158	181	0	0	23	181
Riverside	328	67	326	395	0	0	69	395
Snowville	87	9	85	96	0	0	11	96
South Willard 1	447	88	444	535	0	0	91	535
South Willard 2	326	69	325	395	0	0	70	395
Tremonton 1	743	120	740	863	0	0	123	863
Tremonton 2	544	107	545	651	0	0	106	651
Tremonton 3	686	133	680	819	0	0	139	819
Tremonton 4	920	168	922	1,088	0	0	166	1,088
Tremonton 5	702	149	694	851	0	0	157	851
Tremonton 6	365	66	363	431	0	0	68	431
Tremonton South	531	78	538	609	0	0	71	609
Tremonton West	664	160	665	824	0	0	159	824
Willard 1	576	120	574	696	0	0	122	696
Willard 2	470	116	475	586	0	0	111	586
Totals	24,659	5,009	24,563	29,668	0	0	5,105	29,668

	Box Elder County Treasurer VOTE FOR 1			Box Elder School Board District 1 VOTE FOR 1				
	REP SHAUN RONALD THORNLEY	Overvotes	Undervotes	Contest Total	TIFFANI SUMMERS	Overvotes	Undervotes	Contest Total
Brigham City 01	320	0	105	425				
Brigham City 02	546	0	136	682				
Brigham City 03	460	0	143	603				
Brigham City 04	404	0	123	527				
Brigham City 05	379	0	93	472				
Brigham City 06	805	0	151	956				
Brigham City 07	592	0	130	722				
Brigham City 08	448	0	131	579				
Brigham City 09	253	0	68	321				
Brigham City 10	611	0	165	776				
Brigham City 11	278	0	63	341				
Brigham City 12	543	0	139	682				
Brigham City 13	394	0	102	496				
Brigham City 14	544	0	166	710				
Brigham City 15	572	0	145	717				
Brigham City North West	477	0	107	584				
Beaver Dam/Collinston	318	0	68	386	303	0	83	386
Bear River	511	0	108	619				
Box Elder West	170	0	23	193				
Corinne 1	642	0	132	774				
Deweyville	330	0	61	391				
Elwood	751	0	118	869				
Fielding 1	269	0	38	307	262	0	45	307
Fielding 2	338	0	52	390	331	0	59	390
Garland 1	659	0	133	792	623	0	169	792
Garland 2	490	0	112	602	480	0	122	602
Garland East	365	0	57	422	354	0	68	422
Honeyville 1	400	0	77	477				
Honeyville 2	374	0	74	448				
Honeyville	0	0	0	0				
Howell	124	0	24	148				
Mantua	647	0	160	807				

Custom Table Report
 General Election
 November 5, 2024

OFFICIAL RESULTS
 Precinct Level Results
 Box Elder

	Box Elder County Treasurer			Box Elder School Board District 1		
	VOTE FOR 1			VOTE FOR 1		
	REP SHAUN THORNLEY	TIFFANI SUMMERS	Contest Total	REP SHAUN THORNLEY	TIFFANI SUMMERS	Contest Total
Perry 1	763		927			
Perry 2	405		486			
Perry 3	642		786			
Perry 4	720		884			
Plymouth	294	271	347	271	76	347
Portage	154	145	181	145	36	181
Riverside	321	319	395	319	76	395
Snowville	82		96			
South Willard 1	439		535			
South Willard 2	319		395			
Tremonton 1	730		863			
Tremonton 2	535		651			
Tremonton 3	661		819			
Tremonton 4	904		1,088			
Tremonton 5	689		851			
Tremonton 6	367		431			
Tremonton South	524		609			
Tremonton West	661	685	824	685	139	824
Willard 1	561		696			
Willard 2	464		586			
Totals	24,249	3,773	29,668	3,773	873	4,646

Custom Table Report
 General Election
 November 5, 2024

OFFICIAL RESULTS
 Precinct Level Results
 Box Elder

Box Elder School Board District 2

Box Elder School Board District 5

	VOTE FOR 1		VOTE FOR 1		VOTE FOR 1		VOTE FOR 1		
	CONNIE J. ARCHIBALD	STEPHANIE ZOLLINGER DEFILIPPIS	BRYAN DEE SMITH	Overvotes	Undervotes	Contest Total	Overvotes	Undervotes	Contest Total
Brigham City 04									
Brigham City 05									
Brigham City 06									
Brigham City 07									
Brigham City 09									
Brigham City 15									
Tremonton 1	310	508	546	0	45	863	0	171	717
Tremonton 2	301	251	375	0	99	651	0	97	472
Tremonton 3	380	341	766	1	97	819	0	190	956
Tremonton 4	522	431	568	0	135	1,088	0	154	722
Tremonton 5	336	411	240	0	104	851	0	81	321
Totals	1,849	1,942	2,865	1	480	4,272	0	830	3,715

Custom Table Report
 General Election
 November 5, 2024

OFFICIAL RESULTS
 Precinct Level Results
 Box Elder

Box Elder School Board District 6 MATTHEW B. DURRANT Judicial Retention

VOTE FOR 1

VOTE FOR 1

	DANIELLE WRIGHT	Overvotes	Undervotes	Contest Total	YES	NO	Overvotes	Undervotes	Contest Total
Brigham City 01					293	60	0	72	425
Brigham City 02					451	114	1	116	682
Brigham City 03	441	0	162	603	392	115	1	95	603
Brigham City 04					362	79	0	86	527
Brigham City 05					329	71	0	72	472
Brigham City 06					710	131	1	114	956
Brigham City 07					511	113	0	98	722
Brigham City 08	432	0	147	579	365	114	0	100	579
Brigham City 09					229	40	0	52	321
Brigham City 10	581	0	195	776	553	104	1	118	776
Brigham City 11					249	46	0	46	341
Brigham City 12	534	0	148	682	478	102	0	102	682
Brigham City 13	383	0	113	496	351	57	1	87	496
Brigham City 14	525	0	185	710	473	96	1	140	710
Brigham City 15					503	87	0	127	717
Brigham City North West					412	86	0	86	584
Beaver Dam/Collinston					250	78	0	58	386
Bear River					431	99	1	88	619
Box Elder West					147	20	0	26	193
Corinne 1					541	138	0	95	774
Deweyville					282	40	2	67	391
Elwood					668	95	0	106	869
Fielding 1					223	34	0	50	307
Fielding 2					272	58	0	60	390
Garland 1					560	104	1	127	792
Garland 2					429	90	1	82	602
Garland East					325	39	1	57	422
Honeyville 1					335	60	1	81	477
Honeyville 2					329	57	0	62	448
Honeyville					0	0	0	0	0
Howell					106	26	0	16	148
Mantua					526	118	0	163	807

Custom Table Report
 General Election
 November 5, 2024

OFFICIAL RESULTS
 Precinct Level Results
 Box Elder

	Box Elder School Board District 6		MATTHEW B. DURRANT		Judicial Retention	
	VOTE FOR 1		VOTE FOR 1		VOTE FOR 1	
	DANIELLE WRIGHT	Overvotes	Undervotes	Contest Total	YES	NO
Perry 1					668	117
Perry 2					350	69
Perry 3					555	89
Perry 4					615	136
Plymouth					238	60
Portage					126	21
Riverside					290	36
Snowville					74	7
South Willard 1					363	107
South Willard 2					279	62
Tremonton 1					667	96
Tremonton 2					439	102
Tremonton 3					553	122
Tremonton 4					764	168
Tremonton 5					596	122
Tremonton 6					320	60
Tremonton South					453	96
Tremonton West					567	115
Willard 1					484	96
Willard 2					402	83
Totals	2,896	0	950	3,846	20,888	4,235
					17	4,528
						29,668

	RYAN D. TENNEY Judicial Retention					SPENCER D. WALSH Judicial Retention				
	VOTE FOR 1		VOTE FOR 1		Contest Total	VOTE FOR 1		VOTE FOR 1		Contest Total
	YES	NO	Overvotes	Undervotes	Contest Total	YES	NO	Overvotes	Undervotes	Contest Total
Brigham City 01	291	62	0	72	425	286	65	0	74	425
Brigham City 02	451	109	1	121	682	458	105	0	119	682
Brigham City 03	384	120	1	98	603	378	129	0	96	603
Brigham City 04	360	81	0	86	527	366	73	0	88	527
Brigham City 05	328	68	1	75	472	334	66	0	72	472
Brigham City 06	704	128	0	124	956	708	123	0	125	956
Brigham City 07	505	115	0	102	722	510	112	1	99	722
Brigham City 08	361	115	0	103	579	363	113	0	103	579
Brigham City 09	229	38	0	54	321	220	44	0	57	321
Brigham City 10	550	100	0	126	776	550	105	0	121	776
Brigham City 11	252	41	0	48	341	247	49	0	45	341
Brigham City 12	468	105	1	108	682	478	98	0	106	682
Brigham City 13	340	64	0	92	496	340	65	0	91	496
Brigham City 14	466	99	0	145	710	461	104	0	145	710
Brigham City 15	499	93	0	125	717	504	84	0	129	717
Brigham City North West	409	88	0	87	584	405	90	0	89	584
Beaver Dam/Collinston	252	73	0	61	386	249	75	1	61	386
Bear River	420	107	0	92	619	429	98	0	92	619
Box Elder West	144	23	0	26	193	150	17	0	26	193
Corinne 1	542	135	0	97	774	548	132	0	94	774
Deweyville	284	39	0	68	391	276	46	0	69	391
Elwood	649	108	0	112	869	643	116	0	110	869
Fielding 1	217	40	0	50	307	217	38	0	52	307
Fielding 2	265	65	0	60	390	273	56	0	61	390
Garland 1	539	126	0	127	792	549	117	0	126	792
Garland 2	412	110	0	80	602	417	103	0	82	602
Garland East	317	50	0	55	422	315	49	0	58	422
Honeyville 1	335	62	0	80	477	326	69	0	82	477
Honeyville 2	327	57	1	63	448	325	64	0	59	448
Honeyville	0	0	0	0	0	0	0	0	0	0
Howell	108	26	0	14	148	107	29	0	12	148
Mantua	525	112	0	170	807	517	121	0	169	807

Custom Table Report
 General Election
 November 5, 2024

OFFICIAL RESULTS
 Precinct Level Results
 Box Elder

RYAN D. TENNEY Judicial Retention SPENCER D. WALSH Judicial Retention

	RYAN D. TENNEY Judicial Retention				SPENCER D. WALSH Judicial Retention					
	VOTE FOR 1				VOTE FOR 1					
	YES	NO	Overvotes	Undervotes	Contest Total	YES	NO	Overvotes	Undervotes	Contest Total
Perry 1	662	120	0	145	927	659	123	1	144	927
Perry 2	352	66	1	67	486	348	71	0	67	486
Perry 3	557	78	1	150	786	550	92	2	142	786
Perry 4	613	134	0	137	884	612	134	0	138	884
Plymouth	233	65	1	48	347	246	52	0	49	347
Portage	124	24	0	33	181	128	20	0	33	181
Riverside	292	35	0	68	395	290	34	0	71	395
Snowville	71	9	0	16	96	73	7	0	16	96
South Willard 1	370	100	0	65	535	372	98	0	65	535
South Willard 2	274	66	0	55	395	275	68	0	52	395
Tremonton 1	664	98	0	101	863	662	99	0	102	863
Tremonton 2	448	95	0	108	651	447	93	0	111	651
Tremonton 3	561	114	0	144	819	564	107	1	147	819
Tremonton 4	762	165	0	161	1,088	781	138	2	167	1,088
Tremonton 5	599	120	0	132	851	589	120	0	142	851
Tremonton 6	308	71	0	52	431	312	70	0	49	431
Tremonton South	443	104	0	62	609	438	108	0	63	609
Tremonton West	548	137	1	138	824	555	121	0	148	824
Willard 1	478	97	1	120	696	480	98	0	118	696
Willard 2	400	81	0	105	586	398	86	0	102	586
Totals	20,692	4,338	10	4,628	29,668	20,728	4,294	8	4,638	29,668

	BRANDON J. MAYNARD Judicial Retention				BRYAN P GALLOWAY Judicial Retention					
	VOTE FOR 1		VOTE FOR 1		VOTE FOR 1		VOTE FOR 1			
	YES	NO	Overvotes	Undervotes	Contest Total	YES	NO	Overvotes	Undervotes	Contest Total
Brigham City 01	278	71	0	76	425	287	62	0	76	425
Brigham City 02	458	112	0	112	682	470	94	0	118	682
Brigham City 03	379	133	0	91	603	379	120	1	103	603
Brigham City 04	360	85	0	82	527	377	65	0	85	527
Brigham City 05	328	74	0	70	472	329	70	0	73	472
Brigham City 06	694	152	0	110	956	710	123	0	123	956
Brigham City 07	513	120	0	89	722	523	101	0	98	722
Brigham City 08	373	112	0	94	579	364	115	0	100	579
Brigham City 09	224	44	0	53	321	226	37	0	58	321
Brigham City 10	531	127	0	118	776	549	109	0	118	776
Brigham City 11	237	62	0	42	341	247	47	0	47	341
Brigham City 12	456	125	0	101	682	479	97	0	106	682
Brigham City 13	327	81	0	88	496	336	66	0	94	496
Brigham City 14	449	122	0	139	710	475	90	0	145	710
Brigham City 15	486	110	0	121	717	511	80	0	126	717
Brigham City North West	416	86	0	82	584	404	90	0	90	584
Beaver Dam/Collinston	251	76	0	59	386	254	72	0	60	386
Bear River	424	111	0	84	619	427	101	0	91	619
Box Elder West	146	21	0	26	193	144	22	0	27	193
Corinne 1	536	151	1	86	774	546	129	0	99	774
Deweyville	271	56	0	64	391	269	48	0	74	391
Elwood	656	116	1	96	869	660	98	0	111	869
Fielding 1	216	44	0	47	307	224	33	0	50	307
Fielding 2	264	69	0	57	390	269	62	0	59	390
Garland 1	524	143	0	125	792	547	119	0	126	792
Garland 2	430	97	0	75	602	432	91	0	79	602
Garland East	321	49	0	52	422	322	46	0	54	422
Honeyville 1	334	63	0	80	477	333	62	0	82	477
Honeyville 2	323	70	1	54	448	324	61	1	62	448
Honeyville	0	0	0	0	0	0	0	0	0	0
Howell	109	26	0	13	148	109	24	0	15	148
Mantua	502	140	0	165	807	519	113	0	175	807

	BRANDON J. MAYNARD Judicial Retention					BRYAN P GALLOWAY Judicial Retention				
	VOTE FOR 1		VOTE FOR 1		Contest Total	VOTE FOR 1		VOTE FOR 1		Contest Total
	YES	NO	Overvotes	Undervotes	Contest Total	YES	NO	Overvotes	Undervotes	Contest Total
Perry 1	645	147	1	134	927	671	115	0	141	927
Perry 2	335	87	0	64	486	348	77	0	61	486
Perry 3	532	115	0	139	786	558	82	0	146	786
Perry 4	601	155	0	128	884	615	130	0	139	884
Plymouth	240	63	0	44	347	249	50	0	48	347
Portage	129	22	0	30	181	125	21	0	35	181
Riverside	290	43	0	62	395	285	40	0	70	395
Snowville	72	8	0	16	96	73	8	0	15	96
South Willard 1	359	107	0	69	535	374	94	0	67	535
South Willard 2	270	73	0	52	395	281	58	0	56	395
Tremonton 1	650	121	0	92	863	651	111	0	101	863
Tremonton 2	455	97	0	99	651	445	98	0	108	651
Tremonton 3	565	120	0	134	819	572	105	0	142	819
Tremonton 4	748	187	0	153	1,088	784	139	0	165	1,088
Tremonton 5	591	128	0	132	851	598	111	1	141	851
Tremonton 6	319	74	1	37	431	315	65	0	51	431
Tremonton South	436	125	0	48	609	443	100	0	66	609
Tremonton West	590	112	0	122	824	566	113	0	145	824
Willard 1	472	114	0	110	696	482	97	0	117	696
Willard 2	387	99	0	100	586	409	68	0	109	586
Totals	20,502	4,845	5	4,316	29,668	20,889	4,129	3	4,647	29,668

Constitutional Amendment B

VOTE FOR 1

Constitutional Amendment C

VOTE FOR 1

	FOR	AGAINST	Overvotes	Undervotes	Contest Total	FOR	AGAINST	Overvotes	Undervotes	Contest Total
Brigham City 01	270	116	0	39	425	345	43	0	37	425
Brigham City 02	423	207	0	52	682	529	102	1	50	682
Brigham City 03	361	203	1	38	603	477	86	0	40	603
Brigham City 04	300	197	0	30	527	430	68	1	28	527
Brigham City 05	281	162	0	29	472	367	76	0	29	472
Brigham City 06	623	280	0	53	956	780	130	1	45	956
Brigham City 07	484	189	1	48	722	565	104	0	53	722
Brigham City 08	355	191	0	33	579	459	82	0	38	579
Brigham City 09	193	103	0	25	321	256	40	0	25	321
Brigham City 10	494	224	0	58	776	602	117	0	57	776
Brigham City 11	220	98	0	23	341	270	46	0	25	341
Brigham City 12	429	202	1	50	682	541	97	0	44	682
Brigham City 13	308	149	0	39	496	382	77	0	37	496
Brigham City 14	440	220	0	50	710	559	106	0	45	710
Brigham City 15	420	233	0	64	717	567	88	0	62	717
Brigham City North West	368	176	0	40	584	480	66	0	38	584
Beaver Dam/Collinston	208	154	0	24	386	306	63	0	17	386
Bear River	335	254	0	30	619	501	88	0	30	619
Box Elder West	98	82	0	13	193	165	18	0	10	193
Corinne 1	438	291	0	45	774	635	99	0	40	774
Deweyville	234	125	0	32	391	312	50	0	29	391
Elwood	492	339	0	38	869	715	128	0	26	869
Fielding 1	196	98	0	13	307	261	33	1	12	307
Fielding 2	215	151	0	24	390	304	65	0	21	390
Garland 1	439	307	0	46	792	619	124	0	49	792
Garland 2	353	204	1	44	602	506	58	1	37	602
Garland East	280	127	0	15	422	356	47	0	19	422
Honeyville 1	268	178	0	31	477	378	69	0	30	477
Honeyville 2	230	191	0	27	448	364	61	0	23	448
Honeyville	0	0	0	0	0	0	0	0	0	0
Howell	71	67	0	10	148	118	21	0	9	148
Mantua	461	275	0	71	807	628	116	0	63	807

	Constitutional Amendment B				Constitutional Amendment C				
	VOTE FOR 1				VOTE FOR 1				
	FOR	AGAINST	Overvotes	Undervotes	FOR	AGAINST	Overvotes	Undervotes	Contest Total
Perry 1	601	272	0	54	707	158	2	60	927
Perry 2	290	157	0	39	381	78	1	26	486
Perry 3	497	221	0	68	609	114	0	63	786
Perry 4	548	294	0	42	707	138	0	39	884
Plymouth	170	153	0	24	299	30	0	18	347
Portage	101	64	0	16	153	15	0	13	181
Riverside	231	139	0	25	319	54	0	22	395
Snowville	60	26	0	10	83	8	0	5	96
South Willard 1	325	183	0	27	434	73	0	28	535
South Willard 2	215	153	0	27	317	55	0	23	395
Tremonton 1	575	246	0	42	700	122	0	41	863
Tremonton 2	386	226	0	39	521	88	0	42	651
Tremonton 3	492	267	1	59	685	87	0	47	819
Tremonton 4	670	335	0	83	889	114	1	84	1,088
Tremonton 5	522	278	0	51	674	124	1	52	851
Tremonton 6	286	129	0	16	357	56	1	17	431
Tremonton South	295	284	0	30	467	109	0	33	609
Tremonton West	479	282	0	63	651	114	0	59	824
Willard 1	402	250	1	43	568	88	0	40	696
Willard 2	351	193	0	42	472	75	1	38	586
Totals	17,783	9,945	6	1,934	23,770	4,068	12	1,818	29,668

LOCAL SPECIAL BOND ELECTION

VOTE FOR 1

	FOR THE ISSUANCE OF BONDS	AGAINST THE ISSUANCE OF BONDS	Overvotes	Undervotes	Contest Total
Brigham City 01	119	262	0	44	425
Brigham City 02	225	384	0	73	682
Brigham City 03	157	389	0	57	603
Brigham City 04	142	346	1	38	527
Brigham City 05	123	308	1	40	472
Brigham City 06	354	555	0	47	956
Brigham City 07	265	394	0	63	722
Brigham City 08	163	371	0	45	579
Brigham City 09	89	208	0	24	321
Brigham City 10	223	492	0	61	776
Brigham City 11	100	219	0	22	341
Brigham City 12	213	416	0	53	682
Brigham City 13	156	293	0	47	496
Brigham City 14	256	377	0	77	710
Brigham City 15	216	439	1	61	717
Brigham City North West	151	389	0	44	584
Beaver Dam/Collinston	90	268	0	28	386
Bear River	159	433	0	27	619
Box Elder West	59	125	0	9	193
Corinne 1	211	512	0	51	774
Deweyville	129	225	0	37	391
Elwood	287	548	0	34	869
Fielding 1	92	197	0	18	307
Fielding 2	115	248	0	27	390
Garland 1	224	504	0	64	792
Garland 2	156	392	0	54	602
Garland East	171	233	0	18	422
Honeyville 1	127	312	0	38	477
Honeyville 2	109	310	0	29	448
Honeyville	0	0	0	0	0
Howell	24	113	0	11	148
Mantua	213	525	0	69	807

LOCAL SPECIAL BOND ELECTION

	VOTE FOR 1		Contest Total
	FOR THE ISSUANCE OF BONDS	AGAINST THE ISSUANCE OF BONDS	
Perry 1	315	539	927
Perry 2	155	290	486
Perry 3	241	466	786
Perry 4	278	549	884
Plymouth	80	237	347
Portage	40	120	181
Riverside	96	272	395
Snowville	25	69	96
South Willard 1	135	368	535
South Willard 2	103	258	395
Tremonton 1	271	546	863
Tremonton 2	212	387	651
Tremonton 3	254	499	819
Tremonton 4	368	616	1,088
Tremonton 5	269	513	851
Tremonton 6	151	262	431
Tremonton South	152	423	609
Tremonton West	229	535	824
Willard 1	191	450	696
Willard 2	149	392	586
Totals	8,832	18,578	29,668
		5	2,253
		1	44
		0	55
		0	60
		0	34
		0	18
		0	69
		0	104
		0	66
		0	52
		1	45
		0	34
		0	32
		0	2
		0	27
		0	21
		0	30
		0	57
		0	79
		0	41
		0	73