

2017 MUNICIPAL GENERAL ELECTION

BRIGHAM CITY

Total registered voters:	8450
Total Ballots cast:	2629
Total percentage voted:	31.11
Ballots counted on election night:	2585
Percentage counted on election night:	30.59
Ballots received after November 7 which were Timely post marked and counted:	10
Ballots post marked after November 7 And not counted:	3
Ballots received before November 7 which were Marked Undeliverable	19


There were 34 voted provisional ballots counted and 6 not counted. (Provisional Ballot Report follows)

After counting the valid ballots and provisional ballots, the percentage of ballots counted was 31.11 percent.

PROVISIONAL BALLOT REPORT

Provisional ballots counted:	34
Provisional ballots not counted:	6
No record of previous registration	3
No proof of residency	3





CLERK'S OFFICE

Marla R. Young
County Clerk

COUNTY OFFICIALS
Jeff Scott, COMMISSIONER
Stan Summers, COMMISSIONER
Jeff Hadfield, COMMISSIONER
Rodney D. Bennett, ASSESSOR
Stephen R. Hadfield, ATTORNEY
Tom Kotter, AUDITOR
Marla R. Young, CLERK
Kevin R. Christensen, JUSTICE COURT JUDGE
Chad Montgomery, RECORDER
Kevin Potter, SHERIFF
Shaun Thornley, TREASURER

November 16, 2017

Brigham City Overseas and Military Absentee Ballot Report

I, Marla R. Young, Box Elder County Clerk, certify the following to be an accurate count for Overseas and Military Absentee Ballots for the November 7, 2017 General Election.

12 Ballots were sent

4 Ballots were returned

4 Ballots were counted

Provisional Ballot Statistics

<u>Status</u>	<u>Reason</u>	<u>Count</u>
Polling Place Brigham City Offices		
Counted		2
Total		2
<hr/>		
Polling Place Garland City Offices		
Counted		6
Not Counted	Not Registered	4
Total		10
<hr/>		
Polling Place Honeyville City Offices		
Counted		7
Not Counted	Not Registered	2
Total		9
<hr/>		
Polling Place Perry Elementary School		
Counted		30
Not Counted	Not Registered	9
Total		39
<hr/>		
Polling Place USU Student Services Building		
Counted		32
Not Counted	No proof of Residency	3
Not Counted	Not Registered	3
Total		38
<hr/>		
Polling Place Willard City Offices		
Counted		8
Not Counted	Not Registered	8
Total		16
<hr/>		
County Total		114

Election Summary Report
Municipal General Election Training
November 7, 2017

Date: 11/07/17
Time: 19:04:51
Page: 1 of 1

Summary For Brigham City Municipal, All Counters, All Races
ZERO REPORT

Registered Voters 8450 - Cards Cast 0 0.00%

Num. Report Precinct 15 - Num. Reporting 0 0.00%

BRIGHAM CITY MAYOR			
	Total		
Number of Precincts	15		
Precincts Reporting	0	0.0 %	
Times Counted	0/8450	0.0 %	
Total Votes	0		
RUTH JENSEN	0	N/A	
TYLER M. VINCENT	0	N/A	

BRIGHAM CITY COUNCIL			
	Total		
Number of Precincts	15		
Precincts Reporting	0	0.0 %	
Times Counted	0/8450	0.0 %	
Total Votes	0		
THOMAS W. PETERSON	0	N/A	
DENNIS (DJ) BOTT	0	N/A	
COURTNEY THOMPSON	0	N/A	
BECKY MADDOX	0	N/A	

Zero Report
Gaul Pugh



Election Summary Report
Municipal General Election
November 7, 2017

Date:11/07/17
Time:21:38:07
Page:1 of 1

Summary For Brigham City Municipal, All Counters, All Races
UNOFFICIAL RESULTS
ELECTION NIGHT

Registered Voters 8450 - Cards Cast 2585 30.59%

Num. Report Precinct 15 - Num. Reporting 15 100.00%

BRIGHAM CITY MAYOR		
	Total	
Number of Precincts	15	
Precincts Reporting	15	100.0 %
Times Counted	2585/8450	30.6 %
Total Votes	2579	
RUTH JENSEN	823	31.91%
TYLER M. VINCENT	1756	68.09%

BRIGHAM CITY COUNCIL		
	Total	
Number of Precincts	15	
Precincts Reporting	15	100.0 %
Times Counted	2585/8450	30.6 %
Total Votes	4841	
THOMAS W. PETERSON	1531	31.63%
DENNIS (DJ) BOTT	1705	35.22%
COURTNEY THOMPSON	653	13.49%
BECKY MADDOX	952	19.67%

COUNTY CLERK
STATE OF UTAH
Election Night
Kevill Rudum

Election Summary Report
Municipal General Election
November 7, 2017

Date: 11/13/17
Time: 15:06:26
Page: 1 of 1

Summary For Brigham City Municipal, All Counters, All Races
OFFICIAL RESULTS

Registered Voters 8450 - Cards Cast 2629 31.11%

Num. Report Precinct 15 - Num. Reporting 15 100.00%

BRIGHAM CITY MAYOR		
	Total	
Number of Precincts	15	
Precincts Reporting	15	100.0 %
Times Counted	2629/8450	31.1 %
Total Votes	2623	
RUTH JENSEN	839	31.99%
TYLER M. VINCENT	1784	68.01%

BRIGHAM CITY COUNCIL		
	Total	
Number of Precincts	15	
Precincts Reporting	15	100.0 %
Times Counted	2629/8450	31.1 %
Total Votes	4921	
THOMAS W. PETERSON	1559	31.68%
DENNIS (DJ) BOTT	1730	35.16%
COURTNEY THOMPSON	662	13.45%
BECKY MADDOX	970	19.71%


Official Results
Tara P. Pugh

Election Summary Report
Municipal General Election
November 7, 2017

Date: 11/13/17
Time: 16:23:36
Page: 1 of 1

Summary For Brigham City 01, All Counters, All Races
OFFICIAL RESULTS

Registered Voters 788 - Cards Cast 244 30.96%

Num. Report Precinct 1 - Num. Reporting 1 100.00%

BRIGHAM CITY MAYOR	
	Total
Number of Precincts	1
Precincts Reporting	1 100.0 %
Times Counted	244/788 31.0 %
Total Votes	244
RUTH JENSEN	96 39.34%
TYLER M. VINCENT	148 60.66%

BRIGHAM CITY COUNCIL	
	Total
Number of Precincts	1
Precincts Reporting	1 100.0 %
Times Counted	244/788 31.0 %
Total Votes	454
THOMAS W. PETERSON	155 34.14%
DENNIS (DJ) BOTT	157 34.58%
COURTNEY THOMPSON	51 11.23%
BECKY MADDOX	91 20.04%

 Precinct Results
Leila P. Pugh

Election Summary Report
Municipal General Election
November 7, 2017

Date:11/13/17
Time:16:23:36
Page:1 of 1

Summary For Brigham City 02, All Counters, All Races
OFFICIAL RESULTS

Registered Voters 572 - Cards Cast 218 38.11%

Num. Report Precinct 1 - Num. Reporting 1 100.00%

BRIGHAM CITY MAYOR

	Total	
Number of Precincts	1	
Precincts Reporting	1	100.0 %
Times Counted	218/572	38.1 %
Total Votes	215	
RUTH JENSEN	66	30.70%
TYLER M. VINCENT	149	69.30%

BRIGHAM CITY COUNCIL

	Total	
Number of Precincts	1	
Precincts Reporting	1	100.0 %
Times Counted	218/572	38.1 %
Total Votes	417	
THOMAS W. PETERSON	152	36.45%
DENNIS (DJ) BOTT	159	38.13%
COURTNEY THOMPSON	48	11.51%
BECKY MADDOX	58	13.91%

Election Summary Report
Municipal General Election
November 7, 2017

Date:11/13/17
Time:16:23:36
Page:1 of 1

Summary For Brigham City 03, All Counters, All Races
OFFICIAL RESULTS

Registered Voters 576 - Cards Cast 163 28.30%

Num. Report Precinct 1 - Num. Reporting 1 100.00%

BRIGHAM CITY MAYOR		
	Total	
Number of Precincts	1	
Precincts Reporting	1	100.0 %
Times Counted	163/576	28.3 %
Total Votes	163	
RUTH JENSEN	70	42.94%
TYLER M. VINCENT	93	57.06%

BRIGHAM CITY COUNCIL		
	Total	
Number of Precincts	1	
Precincts Reporting	1	100.0 %
Times Counted	163/576	28.3 %
Total Votes	302	
THOMAS W. PETERSON	96	31.79%
DENNIS (DJ) BOTT	88	29.14%
COURTNEY THOMPSON	61	20.20%
BECKY MADDOX	57	18.87%

Election Summary Report
Municipal General Election
November 7, 2017

Date:11/13/17
Time:16:23:36
Page:1 of 1

Summary For Brigham City 04, All Counters, All Races
OFFICIAL RESULTS

Registered Voters 522 - Cards Cast 153 29.31%

Num. Report Precinct 1 - Num. Reporting 1 100.00%

BRIGHAM CITY MAYOR

	Total	
Number of Precincts	1	
Precincts Reporting	1	100.0 %
Times Counted	153/522	29.3 %
Total Votes	153	
RUTH JENSEN	89	58.17%
TYLER M. VINCENT	64	41.83%

BRIGHAM CITY COUNCIL

	Total	
Number of Precincts	1	
Precincts Reporting	1	100.0 %
Times Counted	153/522	29.3 %
Total Votes	283	
THOMAS W. PETERSON	67	23.67%
DENNIS (DJ) BOTT	85	30.04%
COURTNEY THOMPSON	51	18.02%
BECKY MADDOX	80	28.27%

Election Summary Report
Municipal General Election
November 7, 2017

Date: 11/13/17
Time: 16:23:37
Page: 1 of 1

Summary For Brigham City 05, All Counters, All Races
OFFICIAL RESULTS

Registered Voters 461 - Cards Cast 126 27.33%

Num. Report Precinct 1 - Num. Reporting 1 100.00%

BRIGHAM CITY MAYOR	
	Total
Number of Precincts	1
Precincts Reporting	1 100.0 %
Times Counted	126/461 27.3 %
Total Votes	126
RUTH JENSEN	46 36.51%
TYLER M. VINCENT	80 63.49%

BRIGHAM CITY COUNCIL	
	Total
Number of Precincts	1
Precincts Reporting	1 100.0 %
Times Counted	126/461 27.3 %
Total Votes	230
THOMAS W. PETERSON	57 24.78%
DENNIS (DJ) BOTT	72 31.30%
COURTNEY THOMPSON	35 15.22%
BECKY MADDOX	66 28.70%

Election Summary Report
Municipal General Election
November 7, 2017

Date:11/13/17
Time:16:23:37
Page:1 of 1

Summary For Brigham City 06, All Counters, All Races
OFFICIAL RESULTS

Registered Voters 684 - Cards Cast 254 37.13%

Num. Report Precinct 1 - Num. Reporting 1 100.00%

BRIGHAM CITY MAYOR	
	Total
Number of Precincts	1
Precincts Reporting	1 100.0 %
Times Counted	254/684 37.1 %
Total Votes	253
RUTH JENSEN	48 18.97%
TYLER M. VINCENT	205 81.03%

BRIGHAM CITY COUNCIL	
	Total
Number of Precincts	1
Precincts Reporting	1 100.0 %
Times Counted	254/684 37.1 %
Total Votes	478
THOMAS W. PETERSON	159 33.26%
DENNIS (DJ) BOTT	177 37.03%
COURTNEY THOMPSON	54 11.30%
BECKY MADDOX	88 18.41%

Election Summary Report
Municipal General Election
November 7, 2017

Date:11/13/17
Time:16:23:37
Page:1 of 1

Summary For Brigham City 07, All Counters, All Races
OFFICIAL RESULTS

Registered Voters 607 - Cards Cast 175 28.83%

Num. Report Precinct 1 - Num. Reporting 1 100.00%

BRIGHAM CITY MAYOR	
	Total
Number of Precincts	1
Precincts Reporting	1 100.0 %
Times Counted	175/607 28.8 %
Total Votes	175
RUTH JENSEN	45 25.71%
TYLER M. VINCENT	130 74.29%

BRIGHAM CITY COUNCIL	
	Total
Number of Precincts	1
Precincts Reporting	1 100.0 %
Times Counted	175/607 28.8 %
Total Votes	327
THOMAS W. PETERSON	92 28.13%
DENNIS (DJ) BOTT	126 38.53%
COURTNEY THOMPSON	37 11.31%
BECKY MADDOX	72 22.02%

Election Summary Report
Municipal General Election
November 7, 2017

Date:11/13/17
Time:16:23:37
Page:1 of 1

Summary For Brigham City 08, All Counters, All Races
OFFICIAL RESULTS

Registered Voters 358 - Cards Cast 99 27.65%

Num. Report Precinct 1 - Num. Reporting 1 100.00%

BRIGHAM CITY MAYOR	
	Total
Number of Precincts	1
Precincts Reporting	1 100.0 %
Times Counted	99/358 27.7 %
Total Votes	99
RUTH JENSEN	27 27.27%
TYLER M. VINCENT	72 72.73%

BRIGHAM CITY COUNCIL	
	Total
Number of Precincts	1
Precincts Reporting	1 100.0 %
Times Counted	99/358 27.7 %
Total Votes	188
THOMAS W. PETERSON	56 29.79%
DENNIS (DJ) BOTT	68 36.17%
COURTNEY THOMPSON	27 14.36%
BECKY MADDOX	37 19.68%

Election Summary Report
Municipal General Election
November 7, 2017

Date:11/13/17
Time:16:23:37
Page:1 of 1

Summary For Brigham City 09, All Counters, All Races
OFFICIAL RESULTS

Registered Voters 336 - Cards Cast 108 32.14%

Num. Report Precinct 1 - Num. Reporting 1 100.00%

BRIGHAM CITY MAYOR		
	Total	
Number of Precincts	1	
Precincts Reporting	1	100.0 %
Times Counted	108/336	32.1 %
Total Votes	108	
RUTH JENSEN	40	37.04%
TYLER M. VINCENT	68	62.96%

BRIGHAM CITY COUNCIL		
	Total	
Number of Precincts	1	
Precincts Reporting	1	100.0 %
Times Counted	108/336	32.1 %
Total Votes	201	
THOMAS W. PETERSON	67	33.33%
DENNIS (DJ) BOTT	64	31.84%
COURTNEY THOMPSON	32	15.92%
BECKY MADDOX	38	18.91%

Election Summary Report
Municipal General Election
November 7, 2017

Date:11/13/17
Time:16:23:38
Page:1 of 1

Summary For Brigham City 10, All Counters, All Races
OFFICIAL RESULTS

Registered Voters 560 - Cards Cast 209 37.32%

Num. Report Precinct 1 - Num. Reporting 1 100.00%

BRIGHAM CITY MAYOR		
	Total	
Number of Precincts	1	
Precincts Reporting	1	100.0 %
Times Counted	209/560	37.3 %
Total Votes	207	
RUTH JENSEN	45	21.74%
TYLER M. VINCENT	162	78.26%

BRIGHAM CITY COUNCIL		
	Total	
Number of Precincts	1	
Precincts Reporting	1	100.0 %
Times Counted	209/560	37.3 %
Total Votes	391	
THOMAS W. PETERSON	134	34.27%
DENNIS (DJ) BOTT	149	38.11%
COURTNEY THOMPSON	49	12.53%
BECKY MADDOX	59	15.09%

Election Summary Report
Municipal General Election
November 7, 2017

Date:11/13/17
Time:16:23:38
Page:1 of 1

Summary For Brigham City 11, All Counters, All Races
OFFICIAL RESULTS

Registered Voters 434 - Cards Cast 155 35.71%

Num. Report Precinct 1 - Num. Reporting 1 100.00%

BRIGHAM CITY MAYOR	
	Total
Number of Precincts	1
Precincts Reporting	1 100.0 %
Times Counted	155/434 35.7 %
Total Votes	155
RUTH JENSEN	44 28.39%
TYLER M. VINCENT	111 71.61%

BRIGHAM CITY COUNCIL	
	Total
Number of Precincts	1
Precincts Reporting	1 100.0 %
Times Counted	155/434 35.7 %
Total Votes	290
THOMAS W. PETERSON	103 35.52%
DENNIS (DJ) BOTT	103 35.52%
COURTNEY THOMPSON	32 11.03%
BECKY MADDOX	52 17.93%

Election Summary Report
Municipal General Election
November 7, 2017

Date:11/13/17
Time:16:23:38
Page:1 of 1

Summary For Brigham City 12, All Counters, All Races
OFFICIAL RESULTS

Registered Voters 761 - Cards Cast 227 29.83%

Num. Report Precinct 1 - Num. Reporting 1 100.00%

BRIGHAM CITY MAYOR	
	Total
Number of Precincts	1
Precincts Reporting	1 100.0 %
Times Counted	227/761 29.8 %
Total Votes	227
RUTH JENSEN	70 30.84%
TYLER M. VINCENT	157 69.16%

BRIGHAM CITY COUNCIL	
	Total
Number of Precincts	1
Precincts Reporting	1 100.0 %
Times Counted	227/761 29.8 %
Total Votes	425
THOMAS W. PETERSON	138 32.47%
DENNIS (DJ) BOTT	144 33.88%
COURTNEY THOMPSON	48 11.29%
BECKY MADDOX	95 22.35%

Election Summary Report
Municipal General Election
November 7, 2017

Date:11/13/17
Time:16:23:38
Page:1 of 1

Summary For Brigham City 13, All Counters, All Races
OFFICIAL RESULTS

Registered Voters 478 - Cards Cast 144 30.13%

Num. Report Precinct 1 - Num. Reporting 1 100.00%

BRIGHAM CITY MAYOR	
	Total
Number of Precincts	1
Precincts Reporting	1 100.0 %
Times Counted	144/478 30.1 %
Total Votes	144
RUTH JENSEN	50 34.72%
TYLER M. VINCENT	94 65.28%

BRIGHAM CITY COUNCIL	
	Total
Number of Precincts	1
Precincts Reporting	1 100.0 %
Times Counted	144/478 30.1 %
Total Votes	277
THOMAS W. PETERSON	72 25.99%
DENNIS (DJ) BOTT	101 36.46%
COURTNEY THOMPSON	42 15.16%
BECKY MADDOX	62 22.38%

Election Summary Report
Municipal General Election
November 7, 2017

Date: 11/13/17
Time: 16:23:38
Page: 1 of 1

Summary For Brigham City 14, All Counters, All Races
OFFICIAL RESULTS

Registered Voters 652 - Cards Cast 162 24.85%

Num. Report Precinct 1 - Num. Reporting 1 100.00%

BRIGHAM CITY MAYOR		
	Total	
Number of Precincts	1	
Precincts Reporting	1	100.0 %
Times Counted	162/652	24.8 %
Total Votes	162	
RUTH JENSEN	57	35.19%
TYLER M. VINCENT	105	64.81%

BRIGHAM CITY COUNCIL		
	Total	
Number of Precincts	1	
Precincts Reporting	1	100.0 %
Times Counted	162/652	24.8 %
Total Votes	296	
THOMAS W. PETERSON	94	31.76%
DENNIS (DJ) BOTT	106	35.81%
COURTNEY THOMPSON	43	14.53%
BECKY MADDOX	53	17.91%

Election Summary Report
Municipal General Election
November 7, 2017

Date:11/13/17
Time:16:23:39
Page:1 of 1

Summary For Brigham City 15, All Counters, All Races
OFFICIAL RESULTS

Registered Voters 661 - Cards Cast 192 29.05%

Num. Report Precinct 1 - Num. Reporting 1 100.00%

BRIGHAM CITY MAYOR		
	Total	
Number of Precincts	1	
Precincts Reporting	1	100.0 %
Times Counted	192/661	29.0 %
Total Votes	192	
RUTH JENSEN	46	23.96%
TYLER M. VINCENT	146	76.04%

BRIGHAM CITY COUNCIL		
	Total	
Number of Precincts	1	
Precincts Reporting	1	100.0 %
Times Counted	192/661	29.0 %
Total Votes	362	
THOMAS W. PETERSON	117	32.32%
DENNIS (DJ) BOTT	131	36.19%
COURTNEY THOMPSON	52	14.36%
BECKY MADDOX	62	17.13%

2017 MUNICIPAL GENERAL ELECTION

DEWEYVILLE

Total registered voters:	195
Total Ballots cast:	89
Total percentage voted:	45.64
Ballots counted on election night:	89
Percentage counted on election night:	45.64
Ballots received after November 7 which were Timely post marked and counted:	0
Ballots post marked after November 7 And not counted:	1
Ballots received before November 7 which were Marked Undeliverable	13



Election Summary Report
Municipal General Election Training
November 7, 2017

Date: 11/07/17
Time: 19:04:51
Page: 1 of 1


Summary For Deweyville Municipal, All Counters, All Races
ZERO REPORT

Registered Voters 195 - Cards Cast 0 0.00%

Num. Report Precinct 1 - Num. Reporting 0 0.00%

DEWEYVILLE TOWN MAYOR		
	Total	
Number of Precincts	1	
Precincts Reporting	0	0.0 %
Times Counted	0/195	0.0 %
Total Votes	0	
LESLEY KENDRICK	0	N/A

DEWEYVILLE TOWN COUNCIL		
	Total	
Number of Precincts	1	
Precincts Reporting	0	0.0 %
Times Counted	0/195	0.0 %
Total Votes	0	
NATHAN SPACKMAN	0	N/A
WILLARD CLARK BUTLER	0	N/A
CAROLYN TAYLOR	0	N/A



Election Summary Report
Municipal General Election
November 7, 2017

Date:11/07/17
Time:21:38:07
Page:1 of 1

Summary For Deweyville Municipal, All Counters, All Races
UNOFFICIAL RESULTS
ELECTION NIGHT

Registered Voters 195 - Cards Cast 89 45.64%

Num. Report Precinct 1 - Num. Reporting 1 100.00%

DEWEYVILLE TOWN MAYOR	
	Total
Number of Precincts	1
Precincts Reporting	1 100.0 %
Times Counted	89/195 45.6 %
Total Votes	84
LESLEY KENDRICK	84 100.00%

DEWYEVILLE TOWN COUNCIL	
	Total
Number of Precincts	1
Precincts Reporting	1 100.0 %
Times Counted	89/195 45.6 %
Total Votes	172
NATHAN SPACKMAN	83 48.26%
WILLARD CLARK BUTLE	17 9.88%
CAROLYN TAYLOR	72 41.86%

COUNTY CLERK
STATE
Election Night
Rai A. Pucan

Election Summary Report
Municipal General Election
November 7, 2017

Date: 11/13/17
Time: 15:06:26
Page: 1 of 1

Summary For Deweyville Municipal, All Counters, All Races
OFFICIAL RESULTS

Registered Voters 195 - Cards Cast 89 45.64%

Num. Report Precinct 1 - Num. Reporting 1 100.00%

DEWEYVILLE TOWN MAYOR		Total
Number of Precincts		1
Precincts Reporting		1 100.0 %
Times Counted	89/195	45.6 %
Total Votes		84
LESLEY KENDRICK		84 100.00%

DEWYEVILLE TOWN COUNCIL		Total
Number of Precincts		1
Precincts Reporting		1 100.0 %
Times Counted	89/195	45.6 %
Total Votes		172
NATHAN SPACKMAN	83	48.26%
WILLARD CLARK BUTLI	17	9.88%
CAROLYN TAYLOR	72	41.86%

Official Results
Ana A. Tucker

I, Todd Bingham, would like to resign
from the Deweyville Town council elections.

Todd Bingham

9-14-17



Audit Summary Report

County: Box Elder Election Date: 11/07/2017

Election Official Signature: *Laura Pundum* Signature Date: 11/20/2017

TSx Machine Audit Summary

1. Number of TSx voting machines used in the Election: 43
2. Number of journal tape canisters used for the Election: 54
3. Number of TSx voting machines audited: 0
4. Number of audited TSx voting machines that were also used during the early voting period: 0
5. Were tamper evident seals affixed to all journal tape canisters?
 YES NO* (*If no, please attach copies of the journal tape logs for the applicable canisters)
6. Did all TSx machine serial numbers match when the canisters were installed and removed?
 YES NO* (*If no, please attach copies of the journal tape logs for the applicable canisters)
7. Did any tape seals on the journal tape canisters show evidence of tampering?
 YES* NO (*If yes, please attach copies of the logs for the applicable canisters)
8. Were there any differences between the TSx machine results and hand counted results for any audited machine?
 YES* NO (*If yes, please attach copies of the hand count logs for the applicable canisters)

Mail Ballot & Signature Audit Summary (complete only if applicable)

9. Number of mail ballots and signatures audited: 11
10. Were there any differences between the optical scanner (OS) results and the hand counted results for any ballots?
 YES* NO (*If yes, please attach copies of the applicable hand count logs)
11. Did the signature audit reveal any inconsistencies between the first signature verification and the audit?
 YES* NO (*If yes, please attach an explanation of the inconsistencies)

Recount Audit Summary (complete only if applicable)

12. Name of ballot proposition or office recounted: _____
13. Number of TSx machines that recorded votes in the recount race: _____
14. Number of TSx machines audited for recount race: _____
15. Number of TSx machines audited for recount race that were also used during the early voting period: _____
16. Did any tape seals on the journal tape canisters show evidence of tampering?
 YES* NO (*If yes, please attach copies of the journal tape logs for the applicable canisters)
17. Were there any differences between the TSx machine results and hand counted results for any audited machine?
 YES* NO (*If yes, please attach copies of the hand count logs for the applicable canisters)

2017 MUNICIPAL GENERAL ELECTION

GARLAND

Total registered voters:	944
Total Ballots cast:	486
Total percentage voted:	51.48
Ballots counted on election night:	448
Percentage counted on election night:	47.46
Ballots received after November 7 which were Timely post marked and counted:	4
Ballots post marked after November 7 And not counted:	0
Ballots received before November 7 which were Marked Undeliverable	8

There were 6 voted provisional ballots counted and 4 not counted. (Provisional Ballot Report follows)

After counting the valid ballots and provisional ballots, the percentage of ballots counted was 51.48 percent.

PROVISIONAL BALLOT REPORT

Provisional ballots counted:	6
Provisional ballots not counted:	4
No record of previous registration	4



Marla R. Young
Box Elder County Clerk

Provisional Ballot Statistics

<u>Status</u>	<u>Reason</u>	<u>Count</u>
Polling Place Brigham City Offices		
Counted		2
Total		2
<hr/>		
Polling Place Garland City Offices		
Counted		6
Not Counted	Not Registered	4
Total		10
<hr/>		
Polling Place Honeyville City Offices		
Counted		7
Not Counted	Not Registered	2
Total		9
<hr/>		
Polling Place Perry Elementary School		
Counted		30
Not Counted	Not Registered	9
Total		39
<hr/>		
Polling Place USU Student Services Building		
Counted		32
Not Counted	No proof of Residency	3
Not Counted	Not Registered	3
Total		38
<hr/>		
Polling Place Willard City Offices		
Counted		8
Not Counted	Not Registered	8
Total		16
<hr/>		
County Total		114

Election Summary Report
Municipal General Election Training
November 7, 2017

Date: 11/07/17
Time: 19:57:29
Page: 1 of 1

Summary For Garland Municipal, All Counters, All Races
ZERO REPORT

Registered Voters 944 - Cards Cast 0 0.00%

Num. Report Precinct 2 - Num. Reporting 0 0.00%

GARLAND CITY MAYOR		
	Total	
Number of Precincts	2	
Precincts Reporting	0	0.0 %
Times Counted	0/944	0.0 %
Total Votes	0	
LINDA BOURNE	0	N/A
TODD MILLER	0	N/A

GARLAND CITY COUNCIL		
	Total	
Number of Precincts	2	
Precincts Reporting	0	0.0 %
Times Counted	0/944	0.0 %
Total Votes	0	
CHARLES BINGHAM	0	N/A
ROGER EVAN OGBORN	0	N/A

Official seal of the County Clerk, State of Texas. The seal is circular with the text 'COUNTY CLERK' at the top, 'STATE' in the center, and 'COUNTY' at the bottom. Overlaid on the seal is the handwritten text 'Zero Report' and 'David. Puckum'.

Election Summary Report
Municipal General Election
November 7, 2017

Date:11/07/17
Time:21:38:07
Page:1 of 1

Summary For Garland Municipal, All Counters, All Races
UNOFFICIAL RESULTS
ELECTION NIGHT

Registered Voters 944 - Cards Cast 448 47.46%

Num. Report Precinct 2 - Num. Reporting 2 100.00%

GARLAND CITY MAYOR	
	Total
Number of Precincts	2
Precincts Reporting	2 100.0 %
Times Counted	448/944 47.5 %
Total Votes	447
LINDA BOURNE	125 27.96%
TODD MILLER	322 72.04%

GARLAND CITY COUNCIL	
	Total
Number of Precincts	2
Precincts Reporting	2 100.0 %
Times Counted	448/944 47.5 %
Total Votes	697
CHARLES BINGHAM	365 52.37%
ROGER EVAN OGBORN	332 47.63%


COUNTY CLERK
STATE
SEAL
Election Night
Halia Puddin

Election Summary Report
Municipal General Election
November 7, 2017

Date:11/13/17
Time:15:06:26
Page:1 of 1

Summary For Garland Municipal, All Counters, All Races
OFFICIAL RESULTS


Registered Voters 944 - Cards Cast 486 51.48%

Num. Report Precinct 2 - Num. Reporting 2 100.00%

GARLAND CITY MAYOR			
	Total		
Number of Precincts	2		
Precincts Reporting	2	100.0 %	
Times Counted	486/944	51.5 %	
Total Votes	485		
LINDA BOURNE	132	27.22%	
TODD MILLER	353	72.78%	

GARLAND CITY COUNCIL			
	Total		
Number of Precincts	2		
Precincts Reporting	2	100.0 %	
Times Counted	486/944	51.5 %	
Total Votes	755		
CHARLES BINGHAM	392	51.92%	
ROGER EVAN OGBORN	363	48.08%	

Official Results
Randa Pundum



Election Summary Report
Municipal General Election
November 7, 2017

Date:11/13/17
Time:16:24:01
Page:1 of 1

Summary For Garland 1 Municipal, All Counters, All Races
OFFICIAL RESULTS

Registered Voters 487 - Cards Cast 211 43.33%

Num. Report Precinct 1 - Num. Reporting 1 100.00%

GARLAND CITY MAYOR			
	Total		
Number of Precincts	1		
Precincts Reporting	1	100.0 %	
Times Counted	211/487	43.3 %	
Total Votes	211		
LINDA BOURNE	54	25.59%	
TODD MILLER	157	74.41%	

GARLAND CITY COUNCIL			
	Total		
Number of Precincts	1		
Precincts Reporting	1	100.0 %	
Times Counted	211/487	43.3 %	
Total Votes	338		
CHARLES BINGHAM	166	49.11%	
ROGER EVAN OGBORN	172	50.89%	


Precinct Results
Garland

Election Summary Report
Municipal General Election
November 7, 2017

Date:11/13/17
Time:16:24:01
Page:1 of 1

Summary For Garland 2 Municipal, All Counters, All Races
OFFICIAL RESULTS

Registered Voters 457 - Cards Cast 275 60.18%

Num. Report Precinct 1 - Num. Reporting 1 100.00%

GARLAND CITY MAYOR

	Total	
Number of Precincts	1	
Precincts Reporting	1	100.0 %
Times Counted	275/457	60.2 %
Total Votes	274	
LINDA BOURNE	78	28.47%
TODD MILLER	196	71.53%

GARLAND CITY COUNCIL

	Total	
Number of Precincts	1	
Precincts Reporting	1	100.0 %
Times Counted	275/457	60.2 %
Total Votes	417	
CHARLES BINGHAM	226	54.20%
ROGER EVAN OGBORN	191	45.80%

2017 MUNICIPAL GENERAL ELECTION

HONEYVILLE

Total registered voters:	800
Total Ballots cast:	425
Total percentage voted:	53.13
Ballots counted on election night:	417
Percentage counted on election night:	52.13
Ballots received after November 7 which were Timely post marked and counted:	1
Ballots post marked after November 7 And not counted:	0
Ballots received before November 7 which were Marked Undeliverable	0

There were 7 voted provisional ballots counted and 2 not counted. (Provisional Ballot Report follows)

After counting the valid ballots and provisional ballots, the percentage of ballots counted was 53.13 percent.


PROVISIONAL BALLOT REPORT

Provisional ballots counted:	7
Provisional ballots not counted:	2
No record of previous registration	2



Provisional Ballot Statistics

<u>Status</u>	<u>Reason</u>	<u>Count</u>
Polling Place Brigham City Offices		
Counted		2
Total		2
<hr style="border-top: 1px dashed black;"/>		
Polling Place Garland City Offices		
Counted		6
Not Counted	Not Registered	4
Total		10
<hr style="border-top: 1px dashed black;"/>		
Polling Place Honeyville City Offices		
Counted		7
Not Counted	Not Registered	2
Total		9
<hr style="border-top: 1px dashed black;"/>		
Polling Place Perry Elementary School		
Counted		30
Not Counted	Not Registered	9
Total		39
<hr style="border-top: 1px dashed black;"/>		
Polling Place USU Student Services Building		
Counted		32
Not Counted	No proof of Residency	3
Not Counted	Not Registered	3
Total		38
<hr style="border-top: 1px dashed black;"/>		
Polling Place Willard City Offices		
Counted		8
Not Counted	Not Registered	8
Total		16
<hr style="border-top: 1px dashed black;"/>		
County Total		114



CLERK'S OFFICE

Marla R. Young
County Clerk

COUNTY OFFICIALS
Jeff Scott, COMMISSIONER
Stan Summers, COMMISSIONER
Jeff Hadfield, COMMISSIONER
Rodney D. Bennett, ASSESSOR
Stephen R. Hadfield, ATTORNEY
Tom Kotter, AUDITOR
Marla R. Young, CLERK
Kevin R. Christensen, JUSTICE COURT JUDGE
Chad Montgomery, RECORDER
Kevin Potter, SHERIFF
Shaun Thornley, TREASURER

November 16, 2017

Honeyville Overseas and Military Absentee Ballot Report

I, Marla R. Young, Box Elder County Clerk, certify the following to be an accurate count for Overseas and Military Absentee Ballots for the November 7, 2017 General Election.

3 Ballots were sent

3 Ballots were returned

3 Ballots were counted

Election Summary Report
Municipal General Election Training
November 7, 2017

Date: 11/07/17
Time: 19:04:52
Page: 1 of 1

Summary For Honeyville Municipal, All Counters, All Races
ZERO REPORT

Registered Voters 800 - Cards Cast 0 0.00%

Num. Report Precinct 1 - Num. Reporting 0 0.00%

HONEYVILLE CITY MAYOR		
	Total	
Number of Precincts	1	
Precincts Reporting	0	0.0 %
Times Counted	0/800	0.0 %
Total Votes	0	
BOYD M. BINGHAM	0	N/A
DALE MILLSAP	0	N/A

HONEYVILLE CITY COUNCIL		
	Total	
Number of Precincts	1	
Precincts Reporting	0	0.0 %
Times Counted	0/800	0.0 %
Total Votes	0	
BRUCE NELSON	0	N/A
JEFF SANDERS	0	N/A
MIKE STACEY	0	N/A
RUSTY BINGHAM	0	N/A

Zero Report
Aria Prudum



Election Summary Report
 Municipal General Election
 November 7, 2017
 Summary For Honeyville Municipal, All Counters, All Races
 UNOFFICIAL RESULTS
 ELECTION NIGHT

Num. Report Precinct 1 - Num. Reporting 1 100.00%

Registered Voters 800 - Cards Cast 417 52.13%

HONEYVILLE CITY MAYOR	
Total	1
Number of Precincts	1
Precincts Reporting	1 100.0 %
Times Counted	417/800 52.1 %
Total Votes	417
BOYD M. BINGHAM	212 50.84%
DALE MILLSPAP	205 49.16%

HONEYVILLE CITY COUNCIL	
Total	1
Number of Precincts	1
Precincts Reporting	1 100.0 %
Times Counted	417/800 52.1 %
Total Votes	780
BRUCE NELSON	261 33.46%
JEFF SANDERS	233 29.87%
MIKE STACEY	122 15.64%
RUSTY BINGHAM	164 21.03%

Electon Night
Howie A. Furdur

Election Summary Report
 Municipal General Election
 November 7, 2017
 Summary For Honeyville Municipal, All Counters, All Races
 OFFICIAL RESULTS

Registered Voters 800 - Cards Cast 425 53.13% Num. Report Precinct 1 - Num. Reporting 1 100.00%

HONEYVILLE CITY MAYOR	
Total	1
Number of Precincts	1
Precincts Reporting	1 100.0 %
Times Counted	425/800 53.1 %
Total Votes	425
BOYD M. BINGHAM	216 50.82%
DALE MILLISAP	209 49.18%

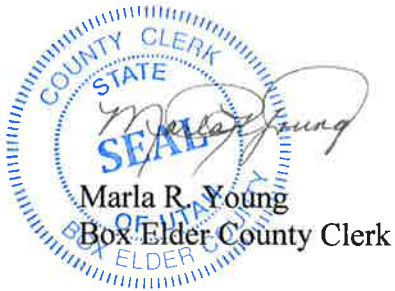
HONEYVILLE CITY COUNCIL	
Total	1
Number of Precincts	1
Precincts Reporting	1 100.0 %
Times Counted	425/800 53.1 %
Total Votes	793
BRUCE NELSON	264 33.29%
JEFF SANDERS	236 29.76%
MIKE STACEY	124 15.64%
RUSTY BINGHAM	169 21.31%

Official Results
Anna F. Budman
 CLERK OF DISTRICT COURT
 STATE OF UTAH
 COUNTY CLERK

2017 MUNICIPAL GENERAL ELECTION

HOWELL

Total registered voters:	129
Total Ballots cast:	100
Total percentage voted:	77.52
Ballots counted on election night:	99
Percentage counted on election night:	76.74
Ballots received after November 7 which were Timely post marked and counted:	1
Ballots post marked after November 7 And not counted:	3
Ballots received before November 7 which were Marked Undeliverable	0



Election Summary Report
Municipal General Election Training
November 7, 2017

Date: 11/07/17
Time: 19:04:52
Page: 1 of 1

Summary For Howell Municipal, All Counters, All Races
ZERO REPORT

Registered Voters 129 - Cards Cast 0 0.00%

Num. Report Precinct 1 - Num. Reporting 0 0.00%

HOWELL TOWN MAYOR		
	Total	
Number of Precincts	1	
Precincts Reporting	0	0.0 %
Times Counted	0/129	0.0 %
Total Votes	0	
REX NESSEN	0	N/A
BRADLY HAWKES	0	N/A

HOWELL TOWN COUNCIL		
	Total	
Number of Precincts	1	
Precincts Reporting	0	0.0 %
Times Counted	0/129	0.0 %
Total Votes	0	
JEREMY D. NESSEN	0	N/A
DANNY L. HAWKES	0	N/A
R. CRAIG HAWKES	0	N/A
MARK D. SORENSEN	0	N/A

COUNTY CLERK
STATE OF MICHIGAN
Zero Report
Zero Funding

Election Summary Report
Municipal General Election
November 7, 2017

Date:11/07/17
Time:21:38:08
Page:1 of 1

Summary For Howell Municipal, All Counters, All Races
UNOFFICIAL RESULTS
ELECTION NIGHT

Registered Voters 129 - Cards Cast 99 76.74%

Num. Report Precinct 1 - Num. Reporting 1 100.00%

HOWELL TOWN MAYOR		
	Total	
Number of Precincts	1	
Precincts Reporting	1	100.0 %
Times Counted	99/129	76.7 %
Total Votes	99	
REX NESSEN	34	34.34%
BRADLY HAWKES	65	65.66%

HOWELL TOWN COUNCIL		
	Total	
Number of Precincts	1	
Precincts Reporting	1	100.0 %
Times Counted	99/129	76.7 %
Total Votes	192	
JEREMY D. NESSEN	36	18.75%
DANNY L. HAWKES	33	17.19%
R. CRAIG HAWKES	68	35.42%
MARK D. SORENSEN	55	28.65%



*Election Night
Ariana Puum*

Election Summary Report
Municipal General Election
November 7, 2017

Date: 11/13/17
Time: 15:06:27
Page: 1 of 1

Summary For Howell Municipal, All Counters, All Races
OFFICIAL RESULTS

Registered Voters 129 - Cards Cast 100 77.52%

Num. Report Precinct 1 - Num. Reporting 1 100.00%

HOWELL TOWN MAYOR			
	Total		
Number of Precincts	1		
Precincts Reporting	1	100.0 %	
Times Counted	100/129	77.5 %	
Total Votes	100		
REX NESSEN	34	34.00%	
BRADLY HAWKES	66	66.00%	

HOWELL TOWN COUNCIL			
	Total		
Number of Precincts	1		
Precincts Reporting	1	100.0 %	
Times Counted	100/129	77.5 %	
Total Votes	194		
JEREMY D. NESSEN	36	18.56%	
DANNY L. HAWKES	33	17.01%	
R. CRAIG HAWKES	69	35.57%	
MARK D. SORENSEN	56	28.87%	

Official Results
Howa. Auditor

2017 MUNICIPAL GENERAL ELECTION

PERRY

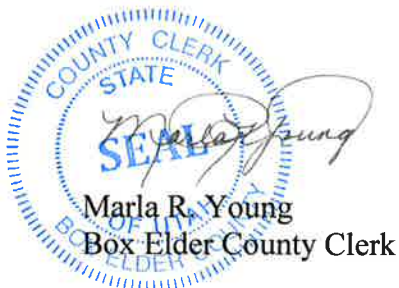
Total registered voters:	2624
Total Ballots cast:	1077
Total percentage voted:	41.04
Ballots counted on election night:	1031
Percentage counted on election night:	39.29
Ballots received after November 7 which were Timely post marked and counted:	14
Ballots post marked after November 7 And not counted:	0
Ballots received before November 7 which were Marked Undeliverable	24


There were 30 voted provisional ballots counted and 9 not counted. (Provisional Ballot Report follows)

After counting the valid ballots and provisional ballots, the percentage of ballots counted was 41.04 percent.

PROVISIONAL BALLOT REPORT

Provisional ballots counted:	30
Provisional ballots not counted:	9
No record of previous registration	9





CLERK'S OFFICE

Marla R. Young
County Clerk

COUNTY OFFICIALS
Jeff Scott, COMMISSIONER
Stan Summers, COMMISSIONER
Jeff Hadfield, COMMISSIONER
Rodney D. Bennett, ASSESSOR
Stephen R. Hadfield, ATTORNEY
Tom Kotter, AUDITOR
Marla R. Young, CLERK
Kevin R. Christensen, JUSTICE COURT JUDGE
Chad Montgomery, RECORDER
Kevin Potter, SHERIFF
Shaun Thornley, TREASURER

November 14, 2017

Perry Overseas and Military Absentee Ballot Report

I, Marla R. Young, Box Elder County Clerk, certify the following to be an accurate count for Overseas and Military Absentee Ballots for the November 7, 2017 General Election.



9 Ballots were sent

3 Ballots were returned

3 Ballots were counted

1 Voted in Person

1 Ballot Returned Undeliverable

Provisional Ballot Statistics

<u>Status</u>	<u>Reason</u>	<u>Count</u>
Polling Place Brigham City Offices		
Counted		2
Total		2

Polling Place Garland City Offices		
Counted		6
Not Counted	Not Registered	4
Total		10

Polling Place Honeyville City Offices		
Counted		7
Not Counted	Not Registered	2
Total		9

Polling Place Perry Elementary School		
Counted		30
Not Counted	Not Registered	9
Total		39

Polling Place USU Student Services Building		
Counted		32
Not Counted	No proof of Residency	3
Not Counted	Not Registered	3
Total		38

Polling Place Willard City Offices		
Counted		8
Not Counted	Not Registered	8
Total		16

County Total		114

Election Summary Report
Municipal General Election Training
November 7, 2017

Date:11/07/17
Time:19:04:52
Page:1 of 1

Summary For Perry Municipal, All Counters, All Races
ZERO REPORT

Registered Voters 2624 - Cards Cast 0 0.00%

Num. Report Precinct 4 - Num. Reporting 0 0.00%

PERRY CITY MAYOR		
	Total	
Number of Precincts	4	
Precincts Reporting	0	0.0 %
Times Counted	0/2624	0.0 %
Total Votes	0	
KEVIN JEPPSEN	0	N/A
KAREN CRONIN	0	N/A

PERRY CITY COUNCIL		
	Total	
Number of Precincts	4	
Precincts Reporting	0	0.0 %
Times Counted	0/2624	0.0 %
Total Votes	0	
NICOLE BUTLER	0	N/A
ESTHER L. MONTGOMEF	0	N/A
BOYD F. MONTGOMERY	0	N/A
ANDREW WATKINS	0	N/A

COUNTY CLERK
STATE
OF UTAH

*Zero Report
April Rudum*

Election Summary Report
Municipal General Election
November 7, 2017

Date:11/07/17
Time:21:38:08
Page:1 of 1

Summary For Perry Municipal, All Counters, All Races
UNOFFICIAL RESULTS
ELECTION NIGHT

Registered Voters 2624 - Cards Cast 1031 39.29%

Num. Report Precinct 4 - Num. Reporting 4 100.00%

PERRY CITY MAYOR		Total
Number of Precincts		4
Precincts Reporting		4 100.0 %
Times Counted	1031/2624	39.3 %
Total Votes		1027
KEVIN JEPSEN	521	50.73%
KAREN CRONIN	506	49.27%

PERRY CITY COUNCIL		Total
Number of Precincts		4
Precincts Reporting		4 100.0 %
Times Counted	1031/2624	39.3 %
Total Votes		1958
NICOLE BUTLER	406	20.74%
ESTHER L. MONTGOMEF	520	26.56%
BOYD F. MONTGOMERY	211	10.78%
ANDREW WATKINS	821	41.93%

Election Night
Kevin Purdum



Election Summary Report
Municipal General Election
November 7, 2017

Date: 11/13/17
Time: 15:06:27
Page: 1 of 1

Summary For Perry Municipal, All Counters, All Races
OFFICIAL RESULTS

Registered Voters 2624 - Cards Cast 1077 41.04%

Num. Report Precinct 4 - Num. Reporting 4 100.00%

PERRY CITY MAYOR

	Total	
Number of Precincts	4	
Precincts Reporting	4	100.0 %
Times Counted	1077/2624	41.0 %
Total Votes	1073	
KEVIN JEPPSEN	546	50.89%
KAREN CRONIN	527	49.11%

PERRY CITY COUNCIL

	Total	
Number of Precincts	4	
Precincts Reporting	4	100.0 %
Times Counted	1077/2624	41.0 %
Total Votes	2036	
NICOLE BUTLER	426	20.92%
ESTHER L. MONTGOMEF	535	26.28%
BOYD F. MONTGOMERY	218	10.71%
ANDREW WATKINS	857	42.09%



Official Results
Reid. Pruden

The seal is circular with a blue border. The text 'COUNTY CLERK' is at the top, 'STATE' is in the middle, and 'BOYD COUNTY' is at the bottom. The words 'Official Results' and 'Reid. Pruden' are written in cursive over the seal.

Election Summary Report
Municipal General Election
November 7, 2017

Date:11/13/17
Time:16:24:18
Page:1 of 1

Summary For Perry 1 Municipal, All Counters, All Races
OFFICIAL RESULTS

Registered Voters 654 - Cards Cast 276 42.20%

Num. Report Precinct 1 - Num. Reporting 1 100.00%

PERRY CITY MAYOR

	Total	
Number of Precincts	1	
Precincts Reporting	1	100.0 %
Times Counted	276/654	42.2 %
Total Votes	275	
KEVIN JEPPESEN	133	48.36%
KAREN CRONIN	142	51.64%

PERRY CITY COUNCIL

	Total	
Number of Precincts	1	
Precincts Reporting	1	100.0 %
Times Counted	276/654	42.2 %
Total Votes	520	
NICOLE BUTLER	121	23.27%
ESTHER L. MONTGOMER	126	24.23%
BOYD F. MONTGOMERY	60	11.54%
ANDREW WATKINS	213	40.96%

Precinct Results
Reid Pridum



Election Summary Report
Municipal General Election

Date:11/13/17
Time:16:24:18
Page:1 of 1

November 7, 2017
Summary For Perry 02, All Counters, All Races
OFFICIAL RESULTS

Registered Voters 468 - Cards Cast 213 45.51%

Num. Report Precinct 1 - Num. Reporting 1 100.00%

PERRY CITY MAYOR		
	Total	
Number of Precincts	1	
Precincts Reporting	1	100.0 %
Times Counted	213/468	45.5 %
Total Votes	212	
KEVIN JEPPESEN	80	37.74%
KAREN CRONIN	132	62.26%

PERRY CITY COUNCIL		
	Total	
Number of Precincts	1	
Precincts Reporting	1	100.0 %
Times Counted	213/468	45.5 %
Total Votes	410	
NICOLE BUTLER	57	13.90%
ESTHER L. MONTGOMEI	133	32.44%
BOYD F. MONTGOMERY	32	7.80%
ANDREW WATKINS	188	45.85%

Election Summary Report
Municipal General Election
November 7, 2017

Date:11/13/17
Time:16:24:19
Page:1 of 1

Summary For Perry 03, All Counters, All Races
OFFICIAL RESULTS

Registered Voters 743 - Cards Cast 302 40.65%

Num. Report Precinct 1 - Num. Reporting 1 100.00%

PERRY CITY MAYOR

	Total	
Number of Precincts	1	
Precincts Reporting	1	100.0 %
Times Counted	302/743	40.6 %
Total Votes	300	
KEVIN JEPPESEN	127	42.33%
KAREN CRONIN	173	57.67%

PERRY CITY COUNCIL

	Total	
Number of Precincts	1	
Precincts Reporting	1	100.0 %
Times Counted	302/743	40.6 %
Total Votes	565	
NICOLE BUTLER	119	21.06%
ESTHER L. MONTGOMEF	161	28.50%
BOYD F. MONTGOMERY	44	7.79%
ANDREW WATKINS	241	42.65%

Election Summary Report
Municipal General Election
November 7, 2017

Date:11/13/17
Time:16:24:19
Page:1 of 1

Summary For Perry 4 Municipal, All Counters, All Races
OFFICIAL RESULTS

Registered Voters 759 - Cards Cast 286 37.68%

Num. Report Precinct 1 - Num. Reporting 1 100.00%

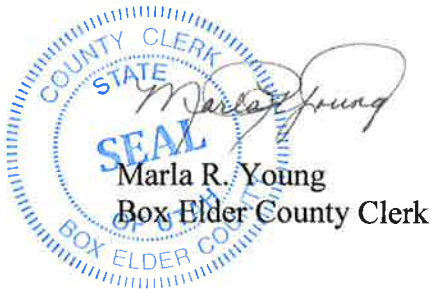
PERRY CITY MAYOR		
	Total	
Number of Precincts	1	
Precincts Reporting	1	100.0 %
Times Counted	286/759	37.7 %
Total Votes	286	
KEVIN JEPPESEN	206	72.03%
KAREN CRONIN	80	27.97%

PERRY CITY COUNCIL		
	Total	
Number of Precincts	1	
Precincts Reporting	1	100.0 %
Times Counted	286/759	37.7 %
Total Votes	541	
NICOLE BUTLER	129	23.84%
ESTHER L. MONTGOMEF	115	21.26%
BOYD F. MONTGOMERY	82	15.16%
ANDREW WATKINS	215	39.74%

2017 MUNICIPAL GENERAL ELECTION

PORTAGE

Total registered voters:	128
Total Ballots cast:	70
Total percentage voted:	54.69
Ballots counted on election night:	70
Percentage counted on election night:	54.69
Ballots received after November 7 which were Timely post marked and counted:	0
Ballots post marked after November 7 And not counted:	1
Ballots received before November 7 which were Marked Undeliverable	3



Election Summary Report
Municipal General Election Training
November 7, 2017

Date: 11/07/17
Time: 19:04:53
Page: 1 of 1

Summary For Portage Municipal, All Counters, All Races
ZERO REPORT

Registered Voters 128 - Cards Cast 0 0.00%

Num. Report Precinct 1 - Num. Reporting 0 0.00%

PORTAGE TOWN MAYOR		
	Total	
Number of Precincts	1	
Precincts Reporting	0	0.0 %
Times Counted	0/128	0.0 %
Total Votes	0	
NICOLAS TREE	0	N/A

PORTAGE TOWN COUNCIL		
	Total	
Number of Precincts	1	
Precincts Reporting	0	0.0 %
Times Counted	0/128	0.0 %
Total Votes	0	
TYSON NELSON	0	N/A
JENNY A. HENRY	0	N/A
LESLEY J. SMITH	0	N/A



Zero Report
Heidi Puumala

Election Summary Report
Municipal General Election

Date:11/07/17

Time:21:38:08

Page:1 of 1

November 7, 2017

Summary For Portage Municipal, All Counters, All Races

UNOFFICIAL RESULTS

ELECTION NIGHT

Registered Voters 128 - Cards Cast 70 54.69%

Num. Report Precinct 1 - Num. Reporting 1 100.00%

PORTAGE TOWN MAYOR

	Total	
Number of Precincts	1	
Precincts Reporting	1	100.0 %
Times Counted	70/128	54.7 %
Total Votes	67	
NICOLAS TREE	67	100.00%

PORTAGE TOWN COUNCIL

	Total	
Number of Precincts	1	
Precincts Reporting	1	100.0 %
Times Counted	70/128	54.7 %
Total Votes	121	
TYSON NELSON	59	48.76%
JENNY A. HENRY	18	14.88%
LESLEY J. SMITH	44	36.36%

COUNTY CLERK
STATE
Election Night
Rosa Pucum

Election Summary Report
Municipal General Election
November 7, 2017

Date: 11/13/17
Time: 15:06:27
Page: 1 of 1

Summary For Portage Municipal, All Counters, All Races
OFFICIAL RESULTS

Registered Voters 128 - Cards Cast 70 54.69%

Num. Report Precinct 1 - Num. Reporting 1 100.00%

PORTAGE TOWN MAYOR	
	Total
Number of Precincts	1
Precincts Reporting	1 100.0 %
Times Counted	70/128 54.7 %
Total Votes	67
NICOLAS TREE	67 100.00%

PORTAGE TOWN COUNCIL	
	Total
Number of Precincts	1
Precincts Reporting	1 100.0 %
Times Counted	70/128 54.7 %
Total Votes	121
TYSON NELSON	59 48.76%
JENNY A. HENRY	18 14.88%
LESLEY J. SMITH	44 36.36%

Official Results
Spida Pundun

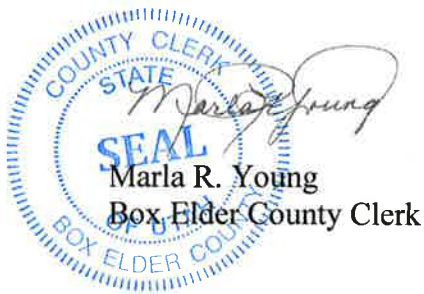
2017 MUNICIPAL GENERAL ELECTION

SNOWVILLE

Total registered voters:	71
Total Ballots cast:	53
Total percentage voted:	74.65
Ballots counted on election night:	52
Percentage counted on election night:	73.24
Ballots received after November 7 which were Timely post marked and counted:	1
Ballots post marked after November 7 And not counted:	0
Ballots received before November 7 which were Marked Undeliverable	0

There were 36 write-in votes.

Of those 34 votes were for the registered write-in L. Keith Thompson.



Election Summary Report
Municipal General Election Training
November 7, 2017

Date: 11/07/17
Time: 19:04:53
Page: 1 of 1

Summary For Snowville Municipal, All Counters, All Races
ZERO REPORT

Registered Voters 71 - Cards Cast 0 0.00%

Num. Report Precinct 1 - Num. Reporting 0 0.00%

SNOWVILLE TOWN MAYOR		
	Total	
Number of Precincts	1	
Precincts Reporting	0	0.0 %
Times Counted	0/71	0.0 %
Total Votes	0	
TIM L. HEYDER	0	N/A
JENNIFER WEBB	0	N/A

SNOWVILLE TOWN COUNCIL		
	Total	
Number of Precincts	1	
Precincts Reporting	0	0.0 %
Times Counted	0/71	0.0 %
Total Votes	0	
JESSICA STEPHENS	0	N/A
MARVIN FIKSTAD	0	N/A
RICHARD WEBECKE	0	N/A
Write-in Votes	0	N/A

Zero Report
Bovia Puckum



Election Summary Report
Municipal General Election
November 7, 2017

Date:11/07/17
Time:21:38:08
Page:1 of 1

Summary For Snowville Municipal, All Counters, All Races
UNOFFICIAL RESULTS
ELECTION NIGHT

Registered Voters 71 - Cards Cast 52 73.24%

Num. Report Precinct 1 - Num. Reporting 1 100.00%

SNOWVILLE TOWN MAYOR		
	Total	
Number of Precincts	1	
Precincts Reporting	1	100.0 %
Times Counted	52/71	73.2 %
Total Votes	52	
TIM L. HEYDER	43	82.69%
JENNIFER WEBB	9	17.31%

SNOWVILLE TOWN COUNCIL		
	Total	
Number of Precincts	1	
Precincts Reporting	1	100.0 %
Times Counted	52/71	73.2 %
Total Votes	99	
JESSICA STEPHENS	21	21.21%
MARVIN FIKSTAD	35	35.35%
RICHARD WEBECKE	8	8.08%
Write-in Votes	35	35.35%



Election Summary Report
Municipal General Election
November 7, 2017

Date: 11/13/17
Time: 15:06:27
Page: 1 of 1

Summary For Snowville Municipal, All Counters, All Races
OFFICIAL RESULTS

Registered Voters 71 - Cards Cast 53 74.65%

Num. Report Precinct 1 - Num. Reporting 1 100.00%

SNOWVILLE TOWN MAYOR		
	Total	
Number of Precincts	1	
Precincts Reporting	1	100.0 %
Times Counted	53/71	74.6 %
Total Votes	53	
TIM L. HEYDER	43	81.13%
JENNIFER WEBB	10	18.87%

SNOWVILLE TOWN COUNCIL		
	Total	
Number of Precincts	1	
Precincts Reporting	1	100.0 %
Times Counted	53/71	74.6 %
Total Votes	101	
JESSICA STEPHENS	22	21.78%
MARVIN FIKSTAD	35	34.65%
RICHARD WEBECKE	8	7.92%
Write-in Votes	36	35.64%

Official Results
Maria Rudum



2017 MUNICIPAL GENERAL ELECTION

WILLARD

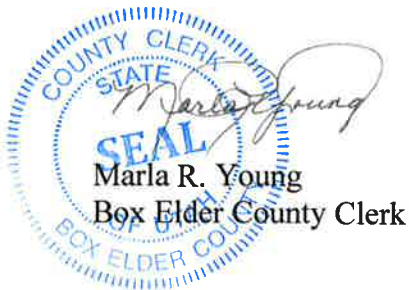
Total registered voters:	1033
Total Ballots cast:	520
Total percentage voted:	50.34
Ballots counted on election night:	512
Percentage counted on election night:	49.56
Ballots received after November 7 which were Timely post marked and counted:	1
Ballots post marked after November 7 And not counted:	0
Ballots received before November 7 which were Marked Undeliverable	2


There were 8 voted provisional ballots counted and 8 not counted. (Provisional Ballot Report follows)

After counting the valid ballots and provisional ballots, the percentage of ballots counted was 50.34 percent.

PROVISIONAL BALLOT REPORT

Provisional ballots counted:	8
Provisional ballots not counted:	8
No record of previous registration	8





CLERK'S OFFICE

Marla R. Young
County Clerk

COUNTY OFFICIALS
Jeff Scott, COMMISSIONER
Stan Summers, COMMISSIONER
Jeff Hadfield, COMMISSIONER
Rodney D. Bennett, ASSESSOR
Stephen R. Hadfield, ATTORNEY
Tom Kotter, AUDITOR
Marla R. Young, CLERK
Kevin R. Christensen, JUSTICE COURT JUDGE
Chad Montgomery, RECORDER
Kevin Potter, SHERIFF
Shaun Thornley, TREASURER

November 14, 2017

Willard Overseas and Military Absentee Ballot Report

I, Marla R. Young, Box Elder County Clerk, certify the following to be an accurate count for Overseas and Military Absentee Ballots for the November 7, 2017 General Election.

2 Ballots were sent

2 Ballots were returned

2 Ballots were counted

Election Summary Report
Municipal General Election Training
November 7, 2017

Date: 11/07/17
Time: 19:04:53
Page: 1 of 1

Summary For Willard Municipal, All Counters, All Races
ZERO REPORT

Registered Voters 1033 - Cards Cast 0 0.00%

Num. Report Precinct 1 - Num. Reporting 0 0.00%

WILLARD CITY MAYOR		
	Total	
Number of Precincts	1	
Precincts Reporting	0	0.0 %
Times Counted	0/1033	0.0 %
Total Votes	0	
KENNETH BRAEGGER	0	N/A
DEL FREDDE	0	N/A

WILLARD CITY COUNCIL		
	Total	
Number of Precincts	1	
Precincts Reporting	0	0.0 %
Times Counted	0/1033	0.0 %
Total Votes	0	
GARY N. HART	0	N/A
JOSH BRAEGGER	0	N/A
BRADLEY J. ROBB	0	N/A
FRED WARD	0	N/A



Election Summary Report
Municipal General Election
November 7, 2017

Date:11/07/17
Time:21:38:08
Page:1 of 1

Summary For Willard Municipal, All Counters, All Races
UNOFFICIAL RESULTS
ELECTION NIGHT

Registered Voters 1033 - Cards Cast 512 49.56%

Num. Report Precinct 1 - Num. Reporting 1 100.00%

WILLARD CITY MAYOR		
	Total	
Number of Precincts	1	
Precincts Reporting	1	100.0 %
Times Counted	512/1033	49.6 %
Total Votes	508	
KENNETH BRAEGGER	269	52.95%
DEL FREDDE	239	47.05%

WILLARD CITY COUNCIL		
	Total	
Number of Precincts	1	
Precincts Reporting	1	100.0 %
Times Counted	512/1033	49.6 %
Total Votes	973	
GARY N. HART	209	21.48%
JOSH BRAEGGER	265	27.24%
BRADLEY J. ROBB	265	27.24%
FRED WARD	234	24.05%



*Election night
Row A. Pundum*

Election Summary Report
Municipal General Election
November 7, 2017

Date: 11/13/17
Time: 15:06:28
Page: 1 of 1

Summary For Willard Municipal, All Counters, All Races
OFFICIAL RESULTS

Registered Voters 1033 - Cards Cast 520 50.34%

Num. Report Precinct 1 - Num. Reporting 1 100.00%

WILLARD CITY MAYOR		
	Total	
Number of Precincts	1	
Precincts Reporting	1	100.0 %
Times Counted	520/1033	50.3 %
Total Votes	516	
KENNETH BRAEGGER	273	52.91%
DEL FREDDE	243	47.09%

WILLARD CITY COUNCIL		
	Total	
Number of Precincts	1	
Precincts Reporting	1	100.0 %
Times Counted	520/1033	50.3 %
Total Votes	987	
GARY N. HART	210	21.28%
JOSH BRAEGGER	270	27.36%
BRADLEY J. ROBB	269	27.25%
FRED WARD	238	24.11%

 Official Results
Aria Puumala

Provisional Ballot Statistics

<u>Status</u>	<u>Reason</u>	<u>Count</u>
Polling Place Brigham City Offices		
Counted		2
Total		2
<hr style="border-top: 1px dashed black;"/>		
Polling Place Garland City Offices		
Counted		6
Not Counted	Not Registered	4
Total		10
<hr style="border-top: 1px dashed black;"/>		
Polling Place Honeyville City Offices		
Counted		7
Not Counted	Not Registered	2
Total		9
<hr style="border-top: 1px dashed black;"/>		
Polling Place Perry Elementary School		
Counted		30
Not Counted	Not Registered	9
Total		39
<hr style="border-top: 1px dashed black;"/>		
Polling Place USU Student Services Building		
Counted		32
Not Counted	No proof of Residency	3
Not Counted	Not Registered	3
Total		38
<hr style="border-top: 1px dashed black;"/>		
Polling Place Willard City Offices		
Counted		8
Not Counted	Not Registered	8
Total		16
<hr style="border-top: 1px dashed black;"/>		
County Total		114