



CLERK'S OFFICE

Marla R. Young
County Clerk

COUNTY OFFICIALS
Ryan Tingey, COMMISSIONER
Stan Summers, COMMISSIONER
Jeff Scott, COMMISSIONER
Rodney D. Bennett, ASSESSOR
Stephen R. Hadfield, ATTORNEY
Tom Kotter, AUDITOR
Marla R. Young, CLERK
Kevin R. Christensen, JUSTICE COURT JUDGE
Chad Montgomery, RECORDER
J. Lynn Yeates, SHERIFF
Shaun Thornley, TREASURER

2015 BRIGHAM CITY MUNICIPAL PRIMARY ELECTION

Total Registered Voters:	8453
Total Ballots cast:	758
Total percentage voted:	8.97
Ballots counted on election night:	751
Percentage counted on election night:	8.88
Ballots received after August 11 which were timely post marked and counted:	4
Ballots post marked after August 11 and not counted:	0

There were 566 absentee ballots sent. 268 ballots were returned with 32 ballots returned as undeliverable.

There were 9 provisional ballots. (Provisional Ballot Report follows):

After counting the valid ballots and provisional ballots, the percentage of ballots counted was 8.93 percent.

PROVISIONAL BALLOT REPORT

Provisional ballots counted:	5
Provisional ballots not counted:	
Already Voted	1
Not registered	3

Marla R. Young

Box Elder County Clerk



Disposition of Absentee Ballots

Municipal Primary (08/11/2015)

Districts Included: Brigham City Council

	Military	International	FPCA	FPCA, Mil, International	FPCA, Military	FPCA, International	Military, International	Total Absentee
Ballots Sent	5	0	0	0	1	0	0	566
Ballots Returned	2	0	0	0	0	0	0	268
Ballots Counted	0	0	0	0	0	0	0	236



Election Summary Report
Municipal Primary Election
August 11, 2015

Date:08/11/15
Time:16:42:42
Page:1 of 1

Summary For Brigham City, All Counters, All Races
ZERO REPORT

Registered Voters 8453 - Cards Cast 0 0.00%

Num. Report Precinct 15 - Num. Reporting 0 0.00%

BRIGHAM CITY		
COUNCILMEMBER		
	Total	
Number of Precincts	15	
Precincts Reporting	0	0.0 %
Times Counted	0/8453	0.0 %
Total Votes	0	
BECKY MADDOX	0	N/A
NINI ANDERSON	0	N/A
RUTH JENSEN	0	N/A
LEE JOHNSON	0	N/A
STEPHEN R. CHILD	0	N/A
ALDEN FARR	0	N/A
MARK ARNOLD THOMPS	0	N/A

*Margaret Young
zero report
before election*



Election Summary Report
Municipal Primary Election
August 11, 2015

Date:08/13/15
Time:08:50:21
Page:1 of 1

Summary For Brigham City, All Counters, All Races
ELECTION NIGHT UNOFFICIAL RESULTS

Registered Voters 8453 - Cards Cast 751 8.88%

Num. Report Precinct 15 - Num. Reporting 15 100.00%

BRIGHAM CITY		
COUNCILMEMBER	Total	
Number of Precincts	15	
Precincts Reporting	15	100.0 %
Times Counted	751/8453	8.9 %
Total Votes	2035	
BECKY MADDOX	250	12.29%
NINI ANDERSON	195	9.58%
RUTH JENSEN	394	19.36%
LEE JOHNSON	146	7.17%
STEPHEN R. CHILD	202	9.93%
ALDEN FARR	381	18.72%
MARK ARNOLD THOMPSON	467	22.95%

Mary D Young
Election night
results



Election Summary Report
Municipal Primary Election
August 11, 2015

Date:08/17/15
Time:08:37:05
Page:1 of 1

Summary For Brigham City, All Counters, All Races
OFFICIAL RESULTS

Registered Voters 8453 - Cards Cast 758 8.97%

Num. Report Precinct 15 - Num. Reporting 15 100.00%

BRIGHAM CITY		
COUNCILMEMBER		
	Total	
Number of Precincts	15	
Precincts Reporting	15	100.0 %
Times Counted	758/8453	9.0 %
Total Votes	2055	
BECKY MADDOX	253	12.31%
NINI ANDERSON	198	9.64%
RUTH JENSEN	398	19.37%
LEE JOHNSON	146	7.10%
STEPHEN R. CHILD	204	9.93%
ALDEN FARR	385	18.73%
MARK ARNOLD THOMPSON	471	22.92%



Marla Young
Official Results
City Wide

Election Summary Report
Municipal Primary Election
August 11, 2015

Date:08/17/15
Time:08:37:37
Page:1 of 1

Summary For Brigham City 01, All Counters, All Races
OFFICIAL RESULTS

Registered Voters 796 - Cards Cast 73 9.17%

Num. Report Precinct 1 - Num. Reporting 1 100.00%

BRIGHAM CITY	
COUNCILMEMBER	
	Total
Number of Precincts	1
Precincts Reporting	1 100.0 %
Times Counted	73/796 9.2 %
Total Votes	203
BECKY MADDOX	26 12.81%
NINI ANDERSON	19 9.36%
RUTH JENSEN	41 20.20%
LEE JOHNSON	17 8.37%
STEPHEN R. CHILD	20 9.85%
ALDEN FARR	36 17.73%
MARK ARNOLD THOMPSON	44 21.67%



Marie Young
Official Results
by Precinct

Election Summary Report
Municipal Primary Election
August 11, 2015

Date:08/17/15
Time:08:37:37
Page:1 of 1

Summary For Brigham City 02, All Counters, All Races
OFFICIAL RESULTS

Registered Voters 550 - Cards Cast 52 9.45%

Num. Report Precinct 1 - Num. Reporting 1 100.00%

BRIGHAM CITY	
COUNCILMEMBER	Total
Number of Precincts	1
Precincts Reporting	1 100.0 %
Times Counted	52/550 9.5 %
Total Votes	152
BECKY MADDOX	17 11.18%
NINI ANDERSON	23 15.13%
RUTH JENSEN	28 18.42%
LEE JOHNSON	8 5.26%
STEPHEN R. CHILD	13 8.55%
ALDEN FARR	27 17.76%
MARK ARNOLD THOMPSON	36 23.68%

Election Summary Report
Municipal Primary Election
August 11, 2015

Date:08/17/15
Time:08:37:38
Page:1 of 1

Summary For Brigham City 03, All Counters, All Races
OFFICIAL RESULTS

Registered Voters 581 - Cards Cast 43 7.40%

Num. Report Precinct 1 - Num. Reporting 1 100.00%

BRIGHAM CITY	
COUNCILMEMBER	Total
Number of Precincts	1
Precincts Reporting	1 100.0 %
Times Counted	43/581 7.4 %
Total Votes	111
BECKY MADDOX	17 15.32%
NINI ANDERSON	12 10.81%
RUTH JENSEN	25 22.52%
LEE JOHNSON	8 7.21%
STEPHEN R. CHILD	10 9.01%
ALDEN FARR	22 19.82%
MARK ARNOLD THOMPSON	17 15.32%

Election Summary Report
Municipal Primary Election
August 11, 2015

Date:08/17/15
Time:08:37:38
Page:1 of 1

Summary For Brigham City 04, All Counters, All Races
OFFICIAL RESULTS

Registered Voters 530 - Cards Cast 56 10.57%

Num. Report Precinct 1 - Num. Reporting 1 100.00%

BRIGHAM CITY	
COUNCILMEMBER	
	Total
Number of Precincts	1
Precincts Reporting	1 100.0 %
Times Counted	56/530 10.6 %
Total Votes	150
BECKY MADDOX	17 11.33%
NINI ANDERSON	13 8.67%
RUTH JENSEN	45 30.00%
LEE JOHNSON	10 6.67%
STEPHEN R. CHILD	18 12.00%
ALDEN FARR	24 16.00%
MARK ARNOLD THOMPSON	23 15.33%

Election Summary Report
Municipal Primary Election
August 11, 2015

Date:08/17/15
Time:08:37:38
Page:1 of 1

Summary For Brigham City 05, All Counters, All Races
OFFICIAL RESULTS

Registered Voters 447 - Cards Cast 39 8.72%

Num. Report Precinct 1 - Num. Reporting 1 100.00%

BRIGHAM CITY	
COUNCILMEMBER	Total
Number of Precincts	1
Precincts Reporting	1 100.0 %
Times Counted	39/447 8.7 %
Total Votes	101
BECKY MADDOX	21 20.79%
NINI ANDERSON	8 7.92%
RUTH JENSEN	18 17.82%
LEE JOHNSON	8 7.92%
STEPHEN R. CHILD	12 11.88%
ALDEN FARR	15 14.85%
MARK ARNOLD THOMPSON	19 18.81%

Election Summary Report
Municipal Primary Election
August 11, 2015

Date:08/17/15
Time:08:37:38
Page:1 of 1

Summary For Brigham City 06, All Counters, All Races
OFFICIAL RESULTS

Registered Voters 674 - Cards Cast 56 8.31%

Num. Report Precinct 1 - Num. Reporting 1 100.00%

BRIGHAM CITY	
COUNCILMEMBER	Total
Number of Precincts	1
Precincts Reporting	1 100.0 %
Times Counted	56/674 8.3 %
Total Votes	152
BECKY MADDOX	20 13.16%
NINI ANDERSON	19 12.50%
RUTH JENSEN	22 14.47%
LEE JOHNSON	10 6.58%
STEPHEN R. CHILD	19 12.50%
ALDEN FARR	30 19.74%
MARK ARNOLD THOMPSON	32 21.05%

Election Summary Report
Municipal Primary Election
August 11, 2015

Date:08/17/15
Time:08:37:38
Page:1 of 1

Summary For Brigham City 07, All Counters, All Races
OFFICIAL RESULTS

Registered Voters 617 - Cards Cast 42 6.81%

Num. Report Precinct 1 - Num. Reporting 1 100.00%

BRIGHAM CITY	
COUNCILMEMBER	Total
Number of Precincts	1
Precincts Reporting	1 100.0 %
Times Counted	42/617 6.8 %
Total Votes	119
BECKY MADDOX	16 13.45%
NINI ANDERSON	12 10.08%
RUTH JENSEN	20 16.81%
LEE JOHNSON	6 5.04%
STEPHEN R. CHILD	9 7.56%
ALDEN FARR	28 23.53%
MARK ARNOLD THOMP	28 23.53%

Election Summary Report
Municipal Primary Election
August 11, 2015

Date:08/17/15
Time:08:37:39
Page:1 of 1

Summary For Brigham City 08, All Counters, All Races
OFFICIAL RESULTS

Registered Voters 335 - Cards Cast 27 8.06%

Num. Report Precinct 1 - Num. Reporting 1 100.00%

BRIGHAM CITY	
COUNCILMEMBER	
	Total
Number of Precincts	1
Precincts Reporting	1 100.0 %
Times Counted	27/335 8.1 %
Total Votes	76
BECKY MADDOX	6 7.89%
NINI ANDERSON	5 6.58%
RUTH JENSEN	20 26.32%
LEE JOHNSON	5 6.58%
STEPHEN R. CHILD	8 10.53%
ALDEN FARR	13 17.11%
MARK ARNOLD THOMPSON	19 25.00%

Election Summary Report
Municipal Primary Election
August 11, 2015

Date:08/17/15
Time:08:37:39
Page:1 of 1

Summary For Brigham City 09, All Counters, All Races
OFFICIAL RESULTS

Registered Voters 354 - Cards Cast 29 8.19%

Num. Report Precinct 1 - Num. Reporting 1 100.00%

BRIGHAM CITY	
COUNCILMEMBER	Total
Number of Precincts	1
Precincts Reporting	1 100.0 %
Times Counted	29/354 8.2 %
Total Votes	78
BECKY MADDOX	11 14.10%
NINI ANDERSON	9 11.54%
RUTH JENSEN	12 15.38%
LEE JOHNSON	5 6.41%
STEPHEN R. CHILD	8 10.26%
ALDEN FARR	12 15.38%
MARK ARNOLD THOMPSON	21 26.92%

Election Summary Report
Municipal Primary Election
August 11, 2015

Date:08/17/15
Time:08:37:39
Page:1 of 1

Summary For Brigham City 10, All Counters, All Races
OFFICIAL RESULTS

Registered Voters 600 - Cards Cast 71 11.83%

Num. Report Precinct 1 - Num. Reporting 1 100.00%

BRIGHAM CITY	
COUNCILMEMBER	Total
Number of Precincts	1
Precincts Reporting	1 100.0 %
Times Counted	71/600 11.8 %
Total Votes	197
BECKY MADDOX	22 11.17%
NINI ANDERSON	16 8.12%
RUTH JENSEN	31 15.74%
LEE JOHNSON	13 6.60%
STEPHEN R. CHILD	22 11.17%
ALDEN FARR	41 20.81%
MARK ARNOLD THOMPSON	52 26.40%

Election Summary Report
Municipal Primary Election
August 11, 2015

Date:08/17/15
Time:08:37:39
Page:1 of 1

Summary For Brigham City 11, All Counters, All Races
OFFICIAL RESULTS

Registered Voters 455 - Cards Cast 51 11.21%

Num. Report Precinct 1 - Num. Reporting 1 100.00%

BRIGHAM CITY	
COUNCILMEMBER	Total
Number of Precincts	1
Precincts Reporting	1 100.0 %
Times Counted	51/455 11.2 %
Total Votes	138
BECKY MADDOX	16 11.59%
NINI ANDERSON	9 6.52%
RUTH JENSEN	28 20.29%
LEE JOHNSON	11 7.97%
STEPHEN R. CHILD	15 10.87%
ALDEN FARR	23 16.67%
MARK ARNOLD THOMPSON	36 26.09%

Election Summary Report
Municipal Primary Election
August 11, 2015

Date:08/17/15
Time:08:37:39
Page:1 of 1

Summary For Brigham City 12, All Counters, All Races
OFFICIAL RESULTS

Registered Voters 790 - Cards Cast 80 10.13%

Num. Report Precinct 1 - Num. Reporting 1 100.00%

BRIGHAM CITY	
COUNCILMEMBER	Total
Number of Precincts	1
Precincts Reporting	1 100.0 %
Times Counted	80/790 10.1 %
Total Votes	214
BECKY MADDOX	22 10.28%
NINI ANDERSON	17 7.94%
RUTH JENSEN	38 17.76%
LEE JOHNSON	17 7.94%
STEPHEN R. CHILD	16 7.48%
ALDEN FARR	44 20.56%
MARK ARNOLD THOMPSON	60 28.04%

Election Summary Report
Municipal Primary Election
August 11, 2015

Date:08/17/15
Time:08:37:40
Page:1 of 1

Summary For Brigham City 13, All Counters, All Races
OFFICIAL RESULTS

Registered Voters 508 - Cards Cast 45 8.86%

Num. Report Precinct 1 - Num. Reporting 1 100.00%

BRIGHAM CITY		
COUNCILMEMBER	Total	
Number of Precincts	1	
Precincts Reporting	1	100.0 %
Times Counted	45/508	8.9 %
Total Votes	125	
BECKY MADDOX	11	8.80%
NINI ANDERSON	11	8.80%
RUTH JENSEN	20	16.00%
LEE JOHNSON	15	12.00%
STEPHEN R. CHILD	10	8.00%
ALDEN FARR	25	20.00%
MARK ARNOLD THOMPSON	33	26.40%

Election Summary Report
Municipal Primary Election
August 11, 2015

Date:08/17/15
Time:08:37:40
Page:1 of 1

Summary For Brigham City 14, All Counters, All Races
OFFICIAL RESULTS

Registered Voters 602 - Cards Cast 46 7.64%

Num. Report Precinct 1 - Num. Reporting 1 100.00%

BRIGHAM CITY	
COUNCILMEMBER	Total
Number of Precincts	1
Precincts Reporting	1 100.0 %
Times Counted	46/602 7.6 %
Total Votes	107
BECKY MADDOX	14 13.08%
NINI ANDERSON	13 12.15%
RUTH JENSEN	27 25.23%
LEE JOHNSON	7 6.54%
STEPHEN R. CHILD	12 11.21%
ALDEN FARR	16 14.95%
MARK ARNOLD THOMPSON	18 16.82%

Election Summary Report
Municipal Primary Election
August 11, 2015

Date:08/17/15
Time:08:37:40
Page:1 of 1

Summary For Brigham City 15, All Counters, All Races
OFFICIAL RESULTS

Registered Voters 614 - Cards Cast 48 7.82%

Num. Report Precinct 1 - Num. Reporting 1 100.00%

BRIGHAM CITY	
COUNCILMEMBER	
	Total
Number of Precincts	1
Precincts Reporting	1 100.0 %
Times Counted	48/614 7.8 %
Total Votes	132
BECKY MADDOX	17 12.88%
NINI ANDERSON	12 9.09%
RUTH JENSEN	23 17.42%
LEE JOHNSON	6 4.55%
STEPHEN R. CHILD	12 9.09%
ALDEN FARR	29 21.97%
MARK ARNOLD THOMPSON	33 25.00%



CLERK'S OFFICE

Marla R. Young
County Clerk

COUNTY OFFICIALS
Ryan Tingey, COMMISSIONER
Stan Summers, COMMISSIONER
Jeff Scott, COMMISSIONER
Rodney D. Bennett, ASSESSOR
Stephen R. Hadfield, ATTORNEY
Tom Kotter, AUDITOR
Marla R. Young, CLERK
Kevin R. Christensen, JUSTICE COURT JUDGE
Chad Montgomery, RECORDER
J. Lynn Yeates, SHERIFF
Shaun Thornley, TREASURER

2015 PERRY CITY MUNICIPAL PRIMARY ELECTION

Total Registered Voters:	2494
Total Ballots cast:	596
Total percentage voted:	23.90
Ballots counted on election night:	577
Percentage counted on election night:	23.14
Ballots received after August 11 which were timely post marked and counted:	2
Ballots post marked after August 11 and not counted:	0

There were 286 absentee ballots mailed. There were 149 ballots returned with nine (9) of those ballots being returned as undeliverable.

There were 20 provisional ballots. (Provisional Ballot Report follows):

After counting the valid ballots and provisional ballots, the percentage of ballots counted was 8.93 percent.

PROVISIONAL BALLOT REPORT

Provisional ballots counted:	16
Provisional ballots not counted:	
Not registered	4

Marla R. Young

Box Elder County Clerk




Disposition of Absentee Ballots

Municipal Primary (08/11/2015)

Districts Included: Perry City Council

	Military	International	FPCA	FPCA, Mil, International	FPCA, Military	FPCA, International	Military, International	Total Absentee
Ballots Sent	0	0	0	0	0	0	1	286
Ballots Returned	0	0	0	0	0	0	0	149
Ballots Counted	0	0	0	0	0	0	0	140

Margaret Young



COUNTY CLERK
STATE
SEAL
OF UTAH
BOX ELDER COUNTY

Election Summary Report
Municipal Primary Election
August 11, 2015

Date:08/11/15
Time:16:42:46
Page:1 of 1

Summary For Perry, All Counters, All Races
ZERO REPORT

Registered Voters 2494 - Cards Cast 0 0.00%

Num. Report Precinct 4 - Num. Reporting 0 0.00%

PERRY CITY COUNCILMEMBER		
	Total	
Number of Precincts	4	
Precincts Reporting	0	0.0 %
Times Counted	0/2494	0.0 %
Total Votes	0	
ALISON WILLIAMS	0	N/A
TOBY K. WRIGHT	0	N/A
JERRY NELSON	0	N/A
STEVEN PETTINGILL	0	N/A
BILL PRICE	0	N/A
LYNN O. RAYMOND	0	N/A
JAMES TAYLOR	0	N/A
NATHAN T. TUELLER	0	N/A
LAWRENCE GUNDERSOI	0	N/A



Margaret Young
Zero Report
before election

Election Summary Report
Municipal Primary Election
August 11, 2015

Date:08/13/15
Time:08:50:22
Page:1 of 1


Summary For Perry, All Counters, All Races
ELECTION NIGHT UNOFFICIAL RESULTS

Registered Voters 2494 - Cards Cast 577 23.14%

Num. Report Precinct 4 - Num. Reporting 4 100.00%

PERRY CITY COUNCILMEMBER

	Total	
Number of Precincts	4	
Precincts Reporting	4	100.0 %
Times Counted	577/2494	23.1 %
Total Votes	1650	
ALISON WILLIAMS	240	14.55%
TOBY K. WRIGHT	185	11.21%
JERRY NELSON	215	13.03%
STEVEN PETTINGILL	180	10.91%
BILL PRICE	15	0.91%
LYNN O. RAYMOND	64	3.88%
JAMES TAYLOR	398	24.12%
NATHAN T. TUELLER	205	12.42%
LAWRENCE GUNDERSO	148	8.97%



Marta Young
Election night
results

Election Summary Report
Municipal Primary Election
August 11, 2015

Date:08/17/15
Time:08:37:05
Page:1 of 1

Summary For Perry, All Counters, All Races
OFFICIAL RESULTS

Registered Voters 2494 - Cards Cast 596 23.90%

Num. Report Precinct 4 - Num. Reporting 4 100.00%

PERRY CITY COUNCILMEMBER

	Total	
Number of Precincts	4	
Precincts Reporting	4	100.0 %
Times Counted	596/2494	23.9 %
Total Votes	1704	
ALISON WILLIAMS	241	14.14%
TOBY K. WRIGHT	195	11.44%
JERRY NELSON	219	12.85%
STEVEN PETTINGILL	184	10.80%
BILL PRICE	16	0.94%
LYNN O. RAYMOND	69	4.05%
JAMES TAYLOR	412	24.18%
NATHAN T. TUELLER	216	12.68%
LAWRENCE GUNDERSO	152	8.92%



M. J. [Signature]
Official Results
City Wide

Election Summary Report
Municipal Primary Election
August 11, 2015


Date:08/17/15
Time:08:37:40
Page:1 of 1

Summary For Perry 01, All Counters, All Races
OFFICIAL RESULTS

Registered Voters 603 - Cards Cast 154 25.54%

Num. Report Precinct 1 - Num. Reporting 1 100.00%

PERRY CITY COUNCILMEMBER		
	Total	
Number of Precincts	1	
Precincts Reporting	1	100.0 %
Times Counted	154/603	25.5 %
Total Votes	451	
ALISON WILLIAMS	42	9.31%
TOBY K. WRIGHT	84	18.63%
JERRY NELSON	35	7.76%
STEVEN PETTINGILL	24	5.32%
BILL PRICE	2	0.44%
LYNN O. RAYMOND	44	9.76%
JAMES TAYLOR	86	19.07%
NATHAN T. TUELLER	92	20.40%
LAWRENCE GUNDERSO	42	9.31%



Marsel Young
Official Results
by precinct

Election Summary Report
Municipal Primary Election
August 11, 2015

Date:08/17/15
Time:08:37:41
Page:1 of 1

Summary For Perry 02, All Counters, All Races
OFFICIAL RESULTS

Registered Voters 480 - Cards Cast 139 28.96%

Num. Report Precinct 1 - Num. Reporting 1 100.00%

PERRY CITY COUNCILMEMBER	
	Total
Number of Precincts	1
Precincts Reporting	1 100.0 %
Times Counted	139/480 29.0 %
Total Votes	395
ALISON WILLIAMS	76 19.24%
TOBY K. WRIGHT	32 8.10%
JERRY NELSON	50 12.66%
STEVEN PETTINGILL	40 10.13%
BILL PRICE	4 1.01%
LYNN O. RAYMOND	7 1.77%
JAMES TAYLOR	117 29.62%
NATHAN T. TUELLER	41 10.38%
LAWRENCE GUNDERSO	28 7.09%



Margaret Young
Official Results
by Precinct

Election Summary Report
Municipal Primary Election
August 11, 2015


Date:08/17/15
Time:08:37:41
Page:1 of 1

Summary For Perry 03, All Counters, All Races
OFFICIAL RESULTS

Registered Voters 718 - Cards Cast 149 20.75%

Num. Report Precinct 1 - Num. Reporting 1 100.00%

PERRY CITY COUNCILMEMBER		
	Total	
Number of Precincts	1	
Precincts Reporting	1	100.0 %
Times Counted	149/718	20.8 %
Total Votes	428	
ALISON WILLIAMS	71	16.59%
TOBY K. WRIGHT	48	11.21%
JERRY NELSON	36	8.41%
STEVEN PETTINGILL	37	8.64%
BILL PRICE	5	1.17%
LYNN O. RAYMOND	15	3.50%
JAMES TAYLOR	123	28.74%
NATHAN T. TUELLER	55	12.85%
LAWRENCE GUNDERSO	38	8.88%



*Part of Young
Official Results
by precinct*

Election Summary Report
Municipal Primary Election
August 11, 2015

Date:08/17/15
Time:08:37:41
Page:1 of 1

Summary For Perry 04, All Counters, All Races
OFFICIAL RESULTS

Registered Voters 693 - Cards Cast 154 22.22%

Num. Report Precinct 1 - Num. Reporting 1 100.00%

PERRY CITY COUNCILMEMBER		
	Total	
Number of Precincts	1	
Precincts Reporting	1	100.0 %
Times Counted	154/693	22.2 %
Total Votes	430	
ALISON WILLIAMS	52	12.09%
TOBY K. WRIGHT	31	7.21%
JERRY NELSON	98	22.79%
STEVEN PETTINGILL	83	19.30%
BILL PRICE	5	1.16%
LYNN O. RAYMOND	3	0.70%
JAMES TAYLOR	86	20.00%
NATHAN T. TUELLER	28	6.51%
LAWRENCE GUNDERSO	44	10.23%



Marta Young
Official Results
by Precinct



CLERK'S OFFICE

Marla R. Young
County Clerk

COUNTY OFFICIALS
Ryan Tingey, COMMISSIONER
Stan Summers, COMMISSIONER
Jeff Scott, COMMISSIONER
Rodney D. Bennett, ASSESSOR
Stephen R. Hadfield, ATTORNEY
Tom Kotter, AUDITOR
Marla R. Young, CLERK
Kevin R. Christensen, JUSTICE COURT JUDGE
Chad Montgomery, RECORDER
J. Lynn Yeates, SHERIFF
Shaun Thornley, TREASURER

2015 TREMONTON CITY MUNICIPAL PRIMARY ELECTION

Total Registered Voters:	3159
Total Ballots cast:	511
Total percentage voted:	16.18
Ballots counted on election night:	494
Percentage counted on election night:	15.64
Ballots received after August 11 which were timely post marked and counted:	2
Ballots post marked after August 11 and not counted:	0

There were 286 absentee ballots mailed. 179 ballots were returned. 170 ballots were counted and nine (9) were returned as undeliverable.

There were 16 provisional ballots. (Provisional Ballot Report follows):

After counting the valid ballots and provisional ballots, the percentage of ballots counted was 8.93 percent.

PROVISIONAL BALLOT REPORT

Provisional ballots counted:	14
Provisional ballots not counted:	
Not registered	1
No Identification	1

Marla R. Young

Box Elder County Clerk



Disposition of Absentee Ballots

Municipal Primary (08/11/2015)

Districts Included: Tremonton City Council

	Military	International	FPCA	FPCA, Mil, International	FPCA, Military	FPCA, International	Military, International	Total Absentee
Ballots Sent	0	0	0	0	0	0	0	286
Ballots Returned	0	0	0	0	0	0	0	179
Ballots Counted	0	0	0	0	0	0	0	170



Election Summary Report
Municipal Primary Election
August 11, 2015

Date:08/11/15
Time:16:42:48
Page:1 of 1

Summary For Tremonton, All Counters, All Races
ZERO REPORT

Registered Voters 3159 - Cards Cast 0 0.00%

Num. Report Precinct 5 - Num. Reporting 0 0.00%

TREMONTON CITY COUNCILMEMBER	Total	
Number of Precincts	5	
Precincts Reporting	0	0.0 %
Times Counted	0/3159	0.0 %
Total Votes	0	
NATE WRIGHT	0	N/A
JIM ABEL	0	N/A
JEFF REESE	0	N/A
BRYCE E. RIGBY	0	N/A
DIANA DOUTRE	0	N/A
BEN GREENER	0	N/A
LYLE C. VANCE	0	N/A

Marylou Young
zero report
before Election



Election Summary Report
Municipal Primary Election
August 11, 2015

Date:08/13/15
Time:08:50:22
Page:1 of 1


Summary For Tremonton, All Counters, All Races
ELECTION NIGHT UNOFFICIAL RESULTS

Registered Voters 3159 - Cards Cast 494 15.64%

Num. Report Precinct 5 - Num. Reporting 5 100.00%

TREMONTON CITY COUNCILMEMBER	Total	
Number of Precincts	5	
Precincts Reporting	5	100.0 %
Times Counted	494/3159	15.6 %
Total Votes	1356	
NATE WRIGHT	162	11.95%
JIM ABEL	198	14.60%
JEFF REESE	233	17.18%
BRYCE E. RIGBY	161	11.87%
DIANA DOUTRE	202	14.90%
BEN GREENER	93	6.86%
LYLE C. VANCE	307	22.64%

Mary Kay Young
Election night



Election Summary Report
Municipal Primary Election
August 11, 2015

Date:08/17/15
Time:08:37:05
Page:1 of 1

Summary For Tremonton, All Counters, All Races
OFFICIAL RESULTS

Registered Voters 3159 - Cards Cast 511 16.18%

Num. Report Precinct 5 - Num. Reporting 5 100.00%

TREMONTON CITY COUNCILMEMBER	Total	
Number of Precincts	5	
Precincts Reporting	5	100.0 %
Times Counted	511/3159	16.2 %
Total Votes	1400	
NATE WRIGHT	169	12.07%
JIM ABEL	203	14.50%
JEFF REESE	241	17.21%
BRYCE E. RIGBY	168	12.00%
DIANA DOUTRE	204	14.57%
BEN GREENER	96	6.86%
LYLE C. VANCE	319	22.79%

Marta Young
Official Results



Election Summary Report
Municipal Primary Election
August 11, 2015

Date:08/17/15
Time:08:37:41
Page:1 of 1

Summary For Tremonton 01, All Counters, All Races
OFFICIAL RESULTS

Registered Voters 717 - Cards Cast 210 29.29%

Num. Report Precinct 1 - Num. Reporting 1 100.00%

TREMONTON CITY COUNCILMEMBER	Total	
Number of Precincts	1	
Precincts Reporting	1	100.0 %
Times Counted	210/717	29.3 %
Total Votes	590	
NATE WRIGHT	21	3.56%
JIM ABEL	58	9.83%
JEFF REESE	141	23.90%
BRYCE E. RIGBY	85	14.41%
DIANA DOUTRE	100	16.95%
BEN GREENER	19	3.22%
LYLE C. VANCE	166	28.14%

Margaret Young
Official Results
by precinct



Election Summary Report
Municipal Primary Election
August 11, 2015


Date:08/17/15
Time:08:37:41
Page:1 of 1

Summary For Tremonton 02, All Counters, All Races
OFFICIAL RESULTS

Registered Voters 719 - Cards Cast 86 11.96%

Num. Report Precinct 1 - Num. Reporting 1 100.00%

TREMONTON CITY COUNCILMEMBER	Total	
Number of Precincts	1	
Precincts Reporting	1	100.0 %
Times Counted	86/719	12.0 %
Total Votes	244	
NATE WRIGHT	51	20.90%
JIM ABEL	57	23.36%
JEFF REESE	24	9.84%
BRYCE E. RIGBY	27	11.07%
DIANA DOUTRE	34	13.93%
BEN GREENER	15	6.15%
LYLE C. VANCE	36	14.75%



Maureen Young
Official Results
by precinct

Election Summary Report
Municipal Primary Election
August 11, 2015

Date:08/17/15
Time:08:37:42
Page:1 of 1

Summary For Tremonton 03, All Counters, All Races
OFFICIAL RESULTS

Registered Voters 563 - Cards Cast 81 14.39%

Num. Report Precinct 1 - Num. Reporting 1 100.00%

TREMONTON CITY COUNCILMEMBER	Total	
Number of Precincts	1	
Precincts Reporting	1	100.0 %
Times Counted	81/563	14.4 %
Total Votes	220	
NATE WRIGHT	56	25.45%
JIM ABEL	51	23.18%
JEFF REESE	18	8.18%
BRYCE E. RIGBY	11	5.00%
DIANA DOUTRE	14	6.36%
BEN GREENER	22	10.00%
LYLE C. VANCE	48	21.82%



Marta Young
Official Results
by precinct

Election Summary Report
Municipal Primary Election
August 11, 2015


Date:08/17/15
Time:08:37:42
Page:1 of 1

Summary For Tremonton 04, All Counters, All Races
OFFICIAL RESULTS

Registered Voters 693 - Cards Cast 59 8.51%

Num. Report Precinct 1 - Num. Reporting 1 100.00%

TREMONTON CITY COUNCILMEMBER	Total	
Number of Precincts	1	
Precincts Reporting	1	100.0 %
Times Counted	59/693	8.5 %
Total Votes	155	
NATE WRIGHT	14	9.03%
JIM ABEL	22	14.19%
JEFF REESE	30	19.35%
BRYCE E. RIGBY	19	12.26%
DIANA DOUTRE	23	14.84%
BEN GREENER	9	5.81%
LYLE C. VANCE	38	24.52%



Wendy Young
Official Results
by precinct

Election Summary Report
Municipal Primary Election
August 11, 2015

Date:08/17/15
Time:08:37:42
Page:1 of 1

Summary For Tremonton 05, All Counters, All Races
OFFICIAL RESULTS

Registered Voters 467 - Cards Cast 75 16.06%

Num. Report Precinct 1 - Num. Reporting 1 100.00%

TREMONTON CITY COUNCILMEMBER	Total	
Number of Precincts	1	
Precincts Reporting	1	100.0 %
Times Counted	75/467	16.1 %
Total Votes	191	
NATE WRIGHT	27	14.14%
JIM ABEL	15	7.85%
JEFF REESE	28	14.66%
BRYCE E. RIGBY	26	13.61%
DIANA DOUTRE	33	17.28%
BEN GREENER	31	16.23%
LYLE C. VANCE	31	16.23%



Marta Young
Official Results
by precinct