



## CERTIFICATION

The undersigned duly elected officials of Box Elder County, meeting as a Board of Canvassers for Box Elder County, Utah, hereby certify that the attached tabulation is declared to be the OFFICIAL RESULTS of the General Election held in Box Elder County, Utah on November 4, 2008, as determined by an Official Canvass conducted by LuAnn Adams, Box Elder County Recorder/Clerk-Election Official, in a meeting duly called, pursuant to Utah Code Unannotated 20A-4-304 for that purpose on November 18, 2008 at 12:00 noon.

Dated this 18<sup>th</sup> day of November, 2008.



  
LuAnn Adams, Recorder/Clerk-Election Official

  
Jay Hardy, Commission Chairman

  
Clark Davis, Commissioner

  
Rich VanDyke, Commissioner

## **BOX ELDER COUNTY 2008 GENERAL ELECTION**

The Board of County Commissioners of Box Elder County, Utah met at the County Courthouse, 01 South Main Street, Brigham City, Utah at 12:00 noon on Tuesday, November 18, 2008 to conduct a canvass of returns from the 2008 Box Elder County General Election pursuant to Utah Code Unannotated 20A-4-304. The following members were present constituting a quorum:

Jay Hardy	Chairman
Clark Davis	Commissioner
Rich VanDyke	Commissioner
LuAnn Adams	Recorder/Clerk-Election Official

Recorder/Clerk LuAnn Adams conducted the canvass. A cursory review of the ballot tabulations was made. The results of the canvass are attached.

Ms. Adams stated there were 19,360 ballots cast. 519 by-mail ballots were received after Tuesday, November 4, which were timely post marked. Five were post marked after November 4 and were not counted. The percentage of ballots counted on election night was 66.34 percent, a total of 18,184 ballots.

There were 657 voted provisional ballots counted and 123 not counted (Provisional Ballot Report attached). After counting the valid by-mail ballots and provisional ballots, the percentage of ballots counted was 70.63 percent. The five by-mail ballots received too late and the 123 provisional ballots, which were not counted, were sealed in an envelope and filed with the 2008 General Election results.

Ms. Adams reported that 6,408 voters cast a ballot during the early voting period, October 21 through 31, at various locations throughout the county for a total of 23.4 percent of all registered voters in Box Elder County. In addition, 1,688 votes were received from the by-mail precincts and those voters requesting absentee ballots. This represents 6.2 percent of registered voters. The total percentage of early voting and absentee was 29.6 percent, a total of 8,096 votes.

Ms. Adams reviewed the audit procedures with the Board. She said Box Elder County was required to audit one machine which was randomly picked by the Lt. Governor. An audit of the totals tape and the tape inside the canister was performed on a machine from a Brigham City precinct. She reported that the totals matched.

MOTION: A motion was made by Commissioner VanDyke to accept the results of the 2008 General Election as submitted by the Recorder/Clerk-Election Official. The motion was seconded by Commissioner Davis and unanimously carried.

Respectfully submitted,

A handwritten signature in cursive script, appearing to read "LuAnn Adams".

LuAnn Adams

Recorder/Clerk-Election Official

**PROVISIONAL BALLOT REPORT  
FOR THE 2008 GENERAL ELECTION**

**COUNTED**

Total of 657 Provisional Ballots counted.

**NOT COUNTED**

110 – Not registered.

6 – Incomplete information on Provisional Ballot envelope.

7- Miscellaneous

Total of 123 Provisional Ballots not counted

## Provisional Ballot Statistics

<u>Status</u>	<u>Reason</u>	<u>Count</u>
<b>Polling Place Bear River Town Hall</b>		
Counted		14
Not Counted	Incomplete Registration	1
Not Counted	Not Registered	3
Not Counted		1
Total		19
<hr/>		
<b>Polling Place Box Elder County Fairgrounds</b>		
Counted	Not Registered	1
Counted		85
Not Counted	Not Registered	18
Total		104
<hr/>		
<b>Polling Place Corinne City Hall</b>		
Counted		23
Not Counted	Not Registered	1
Total		24
<hr/>		
<b>Polling Place Deweyville Town Hall</b>		
Counted		8
Not Counted	Not Registered	3
Not Counted		1
Total		12
<hr/>		
<b>Polling Place Elwood Town Hall</b>		
Counted		16
Not Counted	Not Registered	6
Total		22
<hr/>		
<b>Polling Place Fielding Town Hall / Fire Station</b>		
Counted		9
Not Counted	Not Registered	5
Total		14
<hr/>		
<b>Polling Place Garland City Office</b>		
Counted		33
Not Counted	Not Registered	7
Total		40
<hr/>		
<b>Polling Place Honeyville City Office</b>		

## Provisional Ballot Statistics

<u>Status</u>	<u>Reason</u>	<u>Count</u>
Counted		16
Not Counted	Not Registered	1
<b>Total</b>		<b>17</b>
<hr style="border-top: 1px dashed black;"/>		
<b>Polling Place Mantua City Office</b>		
Counted		8
Not Counted	Not Registered	2
<b>Total</b>		<b>10</b>
<hr style="border-top: 1px dashed black;"/>		
<b>Polling Place Perry Elementary School</b>		
Counted		68
Not Counted	Not Registered	8
<b>Total</b>		<b>76</b>
<hr style="border-top: 1px dashed black;"/>		
<b>Polling Place Thatcher Fire Station</b>		
Counted		34
Not Counted	Not Registered	3
<b>Total</b>		<b>37</b>
<hr style="border-top: 1px dashed black;"/>		
<b>Polling Place USU Innovation Center</b>		
Counted		283
Not Counted	Incomplete Ballot	1
Not Counted	Incomplete Registration	4
Not Counted	Not Registered	40
Not Counted		4
<b>Total</b>		<b>332</b>
<hr style="border-top: 1px dashed black;"/>		
<b>Polling Place Vote By Mail</b>		
Counted		28
Not Counted	Not Registered	1
<b>Total</b>		<b>29</b>
<hr style="border-top: 1px dashed black;"/>		
<b>Polling Place Willard City Office</b>		
Counted		32
Not Counted	Not Registered	12
<b>Total</b>		<b>44</b>
<hr style="border-top: 1px dashed black;"/>		
<b>County Total</b>		<b>780</b>

# Disposition of Absentee Ballots

General (11/04/2008)

	Military	Over Seas	FPCA	T
Ballots Sent	21	11	20	
Ballots Returned	13	7	11	
Ballots Counted	13	7	11	
Absentee Ballots Counted		1,688		
Provisional Ballots Counted		657		

BOX ELDER COUNTY  
2008 FIRE SPECIAL SERVICE DISTRICT

The Board of County Commissioners of Box Elder County, Utah met at the County Courthouse, 01 South Main Street, Brigham City, Utah at 12:00 noon on Tuesday, November 18, 2008 to conduct a canvass of returns from the 2008 Fire Special Service District Election pursuant to Utah Code Unannotated 20A-4-304. The following members were present constituting a quorum.

Jay Hardy	Chairman
Clark Davis	Commissioner
Rich VanDyke	Commissioner
LuAnn Adams	Recorder/Clerk-Election Official


Recorder/Clerk LuAnn Adams conducted the canvass and stated the Fire Special Service District Election was included on the ballots for those voters residing within the boundaries of the proposed fire district. Those precincts included parts of Corinne, Deweyville, Bear River, Elwood, Tremonton No. 3, Honeyville and Brigham Northwest. The results are attached.

Proposition 8, which would have provided for a property tax increase due to a tax levy was defeated with 1,515 votes against and 1,121 votes for, a difference of 14.94 percent.

Proposition 9, would have authorized Box Elder County to issue general obligation bonds in the amount of not to exceed \$950,000 for the purpose of financing the costs of the fire service district. The proposition was defeated 1,527 votes against and 1,096 votes for, a difference of 16.44 percent.

**MOTION:** A motion was made by Commissioner Davis to accept the results of the 2008 Fire Special Service District Election as submitted by the Recorder/Clerk-Election Official. The motion was seconded by Commissioner VanDyke and unanimously carried.

Respectfully submitted,

  
LuAnn Adams  
Recorder/Clerk-Election Official



Election Summary Report  
 Box Elder County, Utah  
 General Election  
 November 4, 2008

Date:11/17/08  
 Time:13:16:15  
 Page:1 of 3

Summary For FIRE SPECIAL SERVICE DISTRICT, All Counters, All Races  
 Official Results

Registered Voters 3788 - Cards Cast 2743 72.41%

Num. Report Precinct 10 - Num. Reporting 10 100.00%

STRAIGHT PARTY			
		Total	
Number of Precincts		10	
Precincts Reporting		10	100.0 %
Times Counted	2743/3788		72.4 %
Total Votes		763	
<b>REPUBLICAN</b>	REP	633	82.96%
DEMOCRATIC	DEM	117	15.33%
LIBERTARIAN	LIB	5	0.66%
CONSTITUTION	CON	8	1.05%

ATTY GENERAL			
		Total	
Number of Precincts		10	
Precincts Reporting		10	100.0 %
Times Counted	2743/3788		72.4 %
Total Votes		2667	
<b>SHURTLEFF, MARK L.</b>	REP	2175	81.55%
HILL, JEAN WELCH	DEM	418	15.67%
McCULLOUGH, W. ANDRE	LIB	73	2.74%
Write-in Votes		1	0.04%

U.S. PRESIDENT			
		Total	
Number of Precincts		10	
Precincts Reporting		10	100.0 %
Times Counted	2743/3788		72.4 %
Total Votes		2719	
<b>McCAIN, JOHN</b>	REP	2210	81.28%
OBAMA, BARACK	DEM	411	15.12%
BARR, BOB	LIB	12	0.44%
BALDWIN, CHARLES O	CON	37	1.36%
NADER, RALPH	PF	23	0.85%
LA RIVA, GLORIA	SL	1	0.04%
McKINNEY, CYNTHIA	GRE	3	0.11%
Write-in Votes		22	0.81%

STATE TREASURER			
		Total	
Number of Precincts		10	
Precincts Reporting		10	100.0 %
Times Counted	2743/3788		72.4 %
Total Votes		2573	
<b>ELLIS, RICHARD K.</b>	REP	2032	78.97%
CLARK, DICK	DEM	540	20.99%
Write-in Votes		1	0.04%

U. S. HOUSE OF REPRESENTATIVE			
		Total	
Number of Precincts		10	
Precincts Reporting		10	100.0 %
Times Counted	2743/3788		72.4 %
Total Votes		2667	
<b>BISHOP, ROB</b>	REP	2150	80.61%
BOWEN, MORGAN	DEM	418	15.67%
BUCHMAN, JOSEPH GEDD	LIB	42	1.57%
PEARSON, KIRK D	CON	57	2.14%
Write-in Votes		0	0.00%

STATE AUDITOR			
		Total	
Number of Precincts		10	
Precincts Reporting		10	100.0 %
Times Counted	2743/3788		72.4 %
Total Votes		2398	
<b>JOHNSON, AUSTON G. 3</b>	REP	1855	77.36%
COLLARD, CLARE	DEM	450	18.77%
PROCTOR, RICHARD D	CON	91	3.79%
Write-in Votes		2	0.08%

GOVERNOR			
		Total	
Number of Precincts		10	
Precincts Reporting		10	100.0 %
Times Counted	2743/3788		72.4 %
Total Votes		2683	
<b>HUNTSMAN, JON M. JR</b>	REP	2355	87.77%
SPRINGMEYER, BOB	DEM	239	8.91%
SCHANZE, DELL	LIB	87	3.24%
Write-in Votes		2	0.07%

UTAH STATE HOUSE OF REPRESENTATIVES1			
		Total	
Number of Precincts		6	
Precincts Reporting		6	100.0 %
Times Counted	1460/1999		73.0 %
Total Votes		1422	
<b>MENLOVE, RONDA RUDD</b>	REP	1128	79.32%
MORGAN, BILLY R.	DEM	293	20.60%
Write-in Votes		1	0.07%

UTAH STATE HOUSE OF REPRESENTATIVES2			
		Total	
Number of Precincts		4	
Precincts Reporting		4	100.0 %
Times Counted	1283/1789		71.7 %
Total Votes		1228	
<b>FERRY, BEN C.</b>	REP	1012	82.41%
EDWARDS, TOM	CON	216	17.59%
Write-in Votes		0	0.00%

Election Summary Report  
 Box Elder County, Utah  
 General Election  
 November 4, 2008

Date:11/17/08  
 Time:13:16:15  
 Page:2 of 3

Summary For FIRE SPECIAL SERVICE DISTRICT, All Counters, All Races  
 Official Results

Registered Voters 3788 - Cards Cast 2743 72.41%

Num. Report Precinct 10 - Num. Reporting 10 100.00%

UTAH STATE SCHOOL BOARD OF EDUCATION			
	Total		
Number of Precincts	10		
Precincts Reporting	10	100.0 %	
Times Counted	2743/3788	72.4 %	
Total Votes	2209		
<b>LOCKE, SHELLY</b>	1342	60.75%	
ASHLIMAN, SUSIE CAMP	859	38.89%	
Write-in Votes	8	0.36%	

Judge CAROLYN B. McHUGH			
	Total		
Number of Precincts	10		
Precincts Reporting	10	100.0 %	
Times Counted	2743/3788	72.4 %	
Total Votes	2384		
<b>YES</b>	2002	83.98%	
<b>NO</b>	382	16.02%	

BOX ELDER COUNTY COMMISSION SEAT C			
	Total		
Number of Precincts	10		
Precincts Reporting	10	100.0 %	
Times Counted	2743/3788	72.4 %	
Total Votes	2656		
<b>SHAFFER, BRIAN K.</b> REP	1609	60.58%	
ANDERSON, ELI H. DEM	944	35.54%	
PHIPPS, LEE CON	102	3.84%	
Write-in Votes	1	0.04%	

Judge GREGORY K. ORME			
	Total		
Number of Precincts	10		
Precincts Reporting	10	100.0 %	
Times Counted	2743/3788	72.4 %	
Total Votes	2392		
<b>YES</b>	2005	83.82%	
<b>NO</b>	387	16.18%	

Judge RUSSELL W. BENCH			
	Total		
Number of Precincts	10		
Precincts Reporting	10	100.0 %	
Times Counted	2743/3788	72.4 %	
Total Votes	2402		
<b>YES</b>	2022	84.18%	
<b>NO</b>	380	15.82%	

Judge BEN H. HADFIELD			
	Total		
Number of Precincts	10		
Precincts Reporting	10	100.0 %	
Times Counted	2743/3788	72.4 %	
Total Votes	2552		
<b>YES</b>	2132	83.54%	
<b>NO</b>	420	16.46%	

Judge JAMES Z. DAVIS			
	Total		
Number of Precincts	10		
Precincts Reporting	10	100.0 %	
Times Counted	2743/3788	72.4 %	
Total Votes	2390		
<b>YES</b>	2008	84.02%	
<b>NO</b>	382	15.98%	

Judge THOMAS L. WILLMORE			
	Total		
Number of Precincts	10		
Precincts Reporting	10	100.0 %	
Times Counted	2743/3788	72.4 %	
Total Votes	2393		
<b>YES</b>	1988	83.08%	
<b>NO</b>	405	16.92%	

Judge PAMELA T. GREENWOOD			
	Total		
Number of Precincts	10		
Precincts Reporting	10	100.0 %	
Times Counted	2743/3788	72.4 %	
Total Votes	2392		
<b>YES</b>	2012	84.11%	
<b>NO</b>	380	15.89%	

Judge LARRY E. JONES			
	Total		
Number of Precincts	10		
Precincts Reporting	10	100.0 %	
Times Counted	2743/3788	72.4 %	
Total Votes	2397		
<b>YES</b>	2026	84.52%	
<b>NO</b>	371	15.48%	

Election Summary Report  
 Box Elder County, Utah  
 General Election  
 November 4, 2008

Date:11/17/08  
 Time:13:16:15  
 Page:3 of 3

Summary For FIRE SPECIAL SERVICE DISTRICT, All Counters, All Races  
 Official Results

Registered Voters 3788 - Cards Cast 2743 72.41%

Num. Report Precinct 10 - Num. Reporting 10 100.00%

BOX ELDER COUNTY SCHOOL BOARD DIST 2		Total	
Number of Precincts	1		
Precincts Reporting	1	100.0 %	
Times Counted	107/149	71.8 %	
Total Votes	100		
<b>ARCHIBALD, CONNIE J.</b>	100	100.00%	
Write-in Votes	0	0.00%	

Constitutional Amendment E		Total	
Number of Precincts	10		
Precincts Reporting	10	100.0 %	
Times Counted	2743/3788	72.4 %	
Total Votes	2472		
<b>YES</b>	974	39.40%	
<b>NO</b>	1498	60.60%	

Constitutional Amendment A		Total	
Number of Precincts	10		
Precincts Reporting	10	100.0 %	
Times Counted	2743/3788	72.4 %	
Total Votes	2498		
<b>YES</b>	1780	71.26%	
<b>NO</b>	718	28.74%	

PROPOSITION 2		Total	
Number of Precincts	10		
Precincts Reporting	10	100.0 %	
Times Counted	2743/3788	72.4 %	
Total Votes	2692		
<b>FOR</b>	1618	60.10%	
<b>AGAINST</b>	1074	39.90%	

Constitutional Amendment B		Total	
Number of Precincts	10		
Precincts Reporting	10	100.0 %	
Times Counted	2743/3788	72.4 %	
Total Votes	2477		
<b>YES</b>	1529	61.73%	
<b>NO</b>	948	38.27%	

PROPOSITION 8		Total	
Number of Precincts	10		
Precincts Reporting	10	100.0 %	
Times Counted	2743/3788	72.4 %	
Total Votes	2636		
<b>FOR</b>	1121	42.53%	
<b>AGAINST</b>	1515	57.47%	

Constitutional Amendment C		Total	
Number of Precincts	10		
Precincts Reporting	10	100.0 %	
Times Counted	2743/3788	72.4 %	
Total Votes	2479		
<b>YES</b>	1647	66.44%	
<b>NO</b>	832	33.56%	

PROPOSITION 9		Total	
Number of Precincts	10		
Precincts Reporting	10	100.0 %	
Times Counted	2743/3788	72.4 %	
Total Votes	2623		
<b>FOR</b>	1096	41.78%	
<b>AGAINST</b>	1527	58.22%	

Constitutional Amendment D		Total	
Number of Precincts	10		
Precincts Reporting	10	100.0 %	
Times Counted	2743/3788	72.4 %	
Total Votes	2451		
<b>YES</b>	1800	73.44%	
<b>NO</b>	651	26.56%	

**Cards Cast Report**  
**Box Elder County, Utah**  
**General Election**  
**November 4, 2008**

Date: Nov 17, 2008  
 Time: 01:31 PM  
 Page: 1 of 6

District/Reportunit	CounterGroup	VGroup1	VGroup2	Ballot	Card	Cast	Voters	Percent
<b>Jurisdiction Wide</b>								
Beaver Dam/Collinston	Polling	NP	NP	5	5	132	150	88.00
	Early	NP	NP	5	5	0	150	0.00
	Absentee	NP	NP	5	5	0	150	0.00
	Provisional	NP	NP	5	5	1	150	0.67
<b>Beaver Dam/Collinston - Total</b>		<b>TOTAL</b>	<b>TOTAL</b>			<b>133</b>	<b>150</b>	<b>88.67</b>
Beaver Dam/Collinston SSD	Polling	NP	NP	9	9	64	69	92.75
	Early	NP	NP	9	9	0	69	0.00
	Absentee	NP	NP	9	9	0	69	0.00
	Provisional	NP	NP	9	9	1	69	1.45
<b>Beaver Dam/Collinston SSD -</b>		<b>TOTAL</b>	<b>TOTAL</b>			<b>65</b>	<b>69</b>	<b>94.20</b>
Bear River	Polling	NP	NP	9	9	301	582	51.72
	Early	NP	NP	9	9	139	582	23.88
	Absentee	NP	NP	9	9	11	582	1.89
	Provisional	NP	NP	9	9	1	582	0.17
<b>Bear River - Total</b>		<b>TOTAL</b>	<b>TOTAL</b>			<b>452</b>	<b>582</b>	<b>77.66</b>
Bear River East	Polling	NP	NP	7	7	133	258	51.55
	Early	NP	NP	7	7	33	258	12.79
	Absentee	NP	NP	7	7	23	258	8.91
	Provisional	NP	NP	7	7	14	258	5.43
<b>Bear River East - Total</b>		<b>TOTAL</b>	<b>TOTAL</b>			<b>203</b>	<b>258</b>	<b>78.68</b>
Brigham City 01	Polling	NP	NP	2	2	280	902	31.04
	Early	NP	NP	2	2	267	902	29.60
	Absentee	NP	NP	2	2	144	902	15.96
	Provisional	NP	NP	2	2	32	902	3.55
<b>Brigham City 01 - Total</b>		<b>TOTAL</b>	<b>TOTAL</b>			<b>723</b>	<b>902</b>	<b>80.16</b>
Brigham City 02	Polling	NP	NP	2	2	198	648	30.56
	Early	NP	NP	2	2	200	648	30.86
	Absentee	NP	NP	2	2	22	648	3.40
	Provisional	NP	NP	2	2	16	648	2.47
<b>Brigham City 02 - Total</b>		<b>TOTAL</b>	<b>TOTAL</b>			<b>436</b>	<b>648</b>	<b>67.28</b>
Brigham City 03	Polling	NP	NP	2	2	235	808	29.08
	Early	NP	NP	2	2	235	808	29.08
	Absentee	NP	NP	2	2	24	808	2.97
	Provisional	NP	NP	2	2	8	808	0.99
<b>Brigham City 03 - Total</b>		<b>TOTAL</b>	<b>TOTAL</b>			<b>502</b>	<b>808</b>	<b>62.13</b>
Brigham City 04	Polling	NP	NP	3	3	194	685	28.32
	Early	NP	NP	3	3	198	685	28.91
	Absentee	NP	NP	3	3	14	685	2.04
	Provisional	NP	NP	3	3	21	685	3.07
<b>Brigham City 04 - Total</b>		<b>TOTAL</b>	<b>TOTAL</b>			<b>427</b>	<b>685</b>	<b>62.34</b>
Brigham City 05	Polling	NP	NP	3	3	162	619	26.17
	Early	NP	NP	3	3	175	619	28.27
	Absentee	NP	NP	3	3	7	619	1.13
	Provisional	NP	NP	3	3	21	619	3.39
<b>Brigham City 05 - Total</b>		<b>TOTAL</b>	<b>TOTAL</b>			<b>365</b>	<b>619</b>	<b>58.97</b>
Brigham City 06	Polling	NP	NP	3	3	221	679	32.55
	Early	NP	NP	3	3	241	679	35.49
	Absentee	NP	NP	3	3	23	679	3.39
	Provisional	NP	NP	3	3	19	679	2.80
<b>Brigham City 06 - Total</b>		<b>TOTAL</b>	<b>TOTAL</b>			<b>504</b>	<b>679</b>	<b>74.23</b>
Brigham City 07	Polling	NP	NP	3	3	224	794	28.21
	Early	NP	NP	3	3	228	794	28.72

**Cards Cast Report**  
**Box Elder County, Utah**  
**General Election**  
**November 4, 2008**

Date: Nov 17, 2008  
 Time: 01:31 PM  
 Page: 2 of 6

District/Reportunit	CounterGroup	VGroup1	VGroup2	Ballot	Card	Cast	Voters	Percent
Brigham City 07 (cont.)	Absentee	NP	NP	3	3	26	794	3.27
	Provisional	NP	NP	3	3	30	794	3.78
<b>Brigham City 07 - Total</b>		<b>TOTAL</b>	<b>TOTAL</b>			<b>508</b>	<b>794</b>	<b>63.98</b>
Brigham City 08	Polling	NP	NP	3	3	173	637	27.16
	Early	NP	NP	3	3	174	637	27.32
	Absentee	NP	NP	3	3	19	637	2.98
	Provisional	NP	NP	3	3	23	637	3.61
<b>Brigham City 08 - Total</b>		<b>TOTAL</b>	<b>TOTAL</b>			<b>389</b>	<b>637</b>	<b>61.07</b>
Brigham City 09	Polling	NP	NP	1	1	254	751	33.82
	Early	NP	NP	1	1	236	751	31.42
	Absentee	NP	NP	1	1	47	751	6.26
	Provisional	NP	NP	1	1	19	751	2.53
<b>Brigham City 09 - Total</b>		<b>TOTAL</b>	<b>TOTAL</b>			<b>556</b>	<b>751</b>	<b>74.03</b>
Brigham City 10	Polling	NP	NP	1	1	216	794	27.20
	Early	NP	NP	1	1	327	794	41.18
	Absentee	NP	NP	1	1	4	794	0.50
	Provisional	NP	NP	1	1	10	794	1.26
<b>Brigham City 10 - Total</b>		<b>TOTAL</b>	<b>TOTAL</b>			<b>557</b>	<b>794</b>	<b>70.15</b>
Brigham City 11	Polling	NP	NP	1	1	213	702	30.34
	Early	NP	NP	1	1	276	702	39.32
	Absentee	NP	NP	1	1	19	702	2.71
	Provisional	NP	NP	1	1	14	702	1.99
<b>Brigham City 11 - Total</b>		<b>TOTAL</b>	<b>TOTAL</b>			<b>522</b>	<b>702</b>	<b>74.36</b>
Brigham City 12	Polling	NP	NP	1	1	272	977	27.84
	Early	NP	NP	1	1	324	977	33.16
	Absentee	NP	NP	1	1	26	977	2.66
	Provisional	NP	NP	1	1	27	977	2.76
<b>Brigham City 12 - Total</b>		<b>TOTAL</b>	<b>TOTAL</b>			<b>649</b>	<b>977</b>	<b>66.43</b>
Brigham City 13	Polling	NP	NP	2	2	189	676	27.96
	Early	NP	NP	2	2	176	676	26.04
	Absentee	NP	NP	2	2	10	676	1.48
	Provisional	NP	NP	2	2	28	676	4.14
<b>Brigham City 13 - Total</b>		<b>TOTAL</b>	<b>TOTAL</b>			<b>403</b>	<b>676</b>	<b>59.62</b>
Brigham City 14	Polling	NP	NP	2	2	190	644	29.50
	Early	NP	NP	2	2	176	644	27.33
	Absentee	NP	NP	2	2	3	644	0.47
	Provisional	NP	NP	2	2	21	644	3.26
<b>Brigham City 14 - Total</b>		<b>TOTAL</b>	<b>TOTAL</b>			<b>390</b>	<b>644</b>	<b>60.56</b>
Brigham City Northwest	Polling	NP	NP	2	2	20	173	11.56
	Early	NP	NP	2	2	3	173	1.73
	Absentee	NP	NP	2	2	0	173	0.00
	Provisional	NP	NP	2	2	9	173	5.20
<b>Brigham City Northwest - Total</b>		<b>TOTAL</b>	<b>TOTAL</b>			<b>32</b>	<b>173</b>	<b>18.50</b>
Brigham City NW SSD	Polling	NP	NP	7	7	94	134	70.15
	Early	NP	NP	7	7	1	134	0.75
	Absentee	NP	NP	7	7	0	134	0.00
	Provisional	NP	NP	7	7	1	134	0.75
<b>Brigham City NW SSD - Total</b>		<b>TOTAL</b>	<b>TOTAL</b>			<b>96</b>	<b>134</b>	<b>71.64</b>
Clear Creek	Polling	NP	NP	4	4	13	14	92.86
	Early	NP	NP	4	4	1	14	7.14
	Absentee	NP	NP	4	4	0	14	0.00
	Provisional	NP	NP	4	4	3	14	21.43
<b>Clear Creek - Total</b>		<b>TOTAL</b>	<b>TOTAL</b>			<b>17</b>	<b>14</b>	<b>121.43</b>

**Cards Cast Report**  
**Box Elder County, Utah**  
**General Election**  
**November 4, 2008**

Date: Nov 17, 2008  
 Time: 01:31 PM  
 Page: 3 of 6

District/Reportunit	CounterGroup	VGroup1	VGroup2	Ballot	Card	Cast	Voters	Percent
Corinne 1 SSD	Polling	NP	NP	7	7	334	570	58.60
	Early	NP	NP	7	7	71	570	12.46
	Absentee	NP	NP	7	7	15	570	2.63
	Provisional	NP	NP	7	7	24	570	4.21
<b>Corinne 1 SSD - Total</b>		<b>TOTAL</b>	<b>TOTAL</b>			<b>444</b>	<b>570</b>	<b>77.89</b>
Corinne 2 SSD	Polling	NP	NP	9	9	100	126	79.37
	Early	NP	NP	9	9	0	126	0.00
	Absentee	NP	NP	9	9	0	126	0.00
	Provisional	NP	NP	9	9	0	126	0.00
<b>Corinne 2 SSD - Total</b>		<b>TOTAL</b>	<b>TOTAL</b>			<b>100</b>	<b>126</b>	<b>79.37</b>
Dewville	Polling	NP	NP	5	5	3	5	60.00
	Early	NP	NP	5	5	3	5	60.00
	Absentee	NP	NP	5	5	0	5	0.00
	Provisional	NP	NP	5	5	1	5	20.00
<b>Dewville - Total</b>		<b>TOTAL</b>	<b>TOTAL</b>			<b>7</b>	<b>5</b>	<b>140.00</b>
Deweyville SSD	Polling	NP	NP	9	9	193	318	60.69
	Early	NP	NP	9	9	45	318	14.15
	Absentee	NP	NP	9	9	8	318	2.52
	Provisional	NP	NP	9	9	6	318	1.89
<b>Deweyville SSD - Total</b>		<b>TOTAL</b>	<b>TOTAL</b>			<b>252</b>	<b>318</b>	<b>79.25</b>
Elwood	Polling	NP	NP	5	5	84	17	494.12
	Early	NP	NP	5	5	11	17	64.71
	Absentee	NP	NP	5	5	3	17	17.65
	Provisional	NP	NP	5	5	0	17	0.00
<b>Elwood - Total</b>		<b>TOTAL</b>	<b>TOTAL</b>			<b>98</b>	<b>17</b>	<b>576.47</b>
Elwood SSD	Polling	NP	NP	9	9	369	755	48.87
	Early	NP	NP	9	9	100	755	13.25
	Absentee	NP	NP	9	9	3	755	0.40
	Provisional	NP	NP	9	9	12	755	1.59
<b>Elwood SSD - Total</b>		<b>TOTAL</b>	<b>TOTAL</b>			<b>484</b>	<b>755</b>	<b>64.11</b>
Fielding 01	Polling	NP	NP	6	6	193	252	76.59
	Early	NP	NP	6	6	10	252	3.97
	Absentee	NP	NP	6	6	4	252	1.59
	Provisional	NP	NP	6	6	6	252	2.38
<b>Fielding 01 - Total</b>		<b>TOTAL</b>	<b>TOTAL</b>			<b>213</b>	<b>252</b>	<b>84.52</b>
Fielding 02	Polling	NP	NP	6	6	156	253	61.66
	Early	NP	NP	6	6	16	253	6.32
	Absentee	NP	NP	6	6	16	253	6.32
	Provisional	NP	NP	6	6	7	253	2.77
<b>Fielding 02 - Total</b>		<b>TOTAL</b>	<b>TOTAL</b>			<b>195</b>	<b>253</b>	<b>77.08</b>
Garland 01	Polling	NP	NP	6	6	319	654	48.78
	Early	NP	NP	6	6	88	654	13.46
	Absentee	NP	NP	6	6	20	654	3.06
	Provisional	NP	NP	6	6	17	654	2.60
<b>Garland 01 - Total</b>		<b>TOTAL</b>	<b>TOTAL</b>			<b>444</b>	<b>654</b>	<b>67.89</b>
Garland 02	Polling	NP	NP	6	6	359	659	54.48
	Early	NP	NP	6	6	102	659	15.48
	Absentee	NP	NP	6	6	18	659	2.73
	Provisional	NP	NP	6	6	16	659	2.43
<b>Garland 02 - Total</b>		<b>TOTAL</b>	<b>TOTAL</b>			<b>495</b>	<b>659</b>	<b>75.11</b>
Garland East	Polling	NP	NP	6	6	103	143	72.03
	Early	NP	NP	6	6	2	143	1.40
	Absentee	NP	NP	6	6	0	143	0.00
	Provisional	NP	NP	6	6	1	143	0.70

Cards Cast Report  
 Box Elder County, Utah  
 General Election  
 November 4, 2008

Date: Nov 17, 2008  
 Time: 01:31 PM  
 Page: 4 of 6

District/Reportunit	CounterGroup	VGroup1	VGroup2	Ballot	Card	Cast	Voters	Percent
Garland East - Total		TOTAL	TOTAL			106	143	74.13
Grouse Creek	Polling	NP	NP	4	4	49	53	92.45
	Early	NP	NP	4	4	0	53	0.00
	Absentee	NP	NP	4	4	0	53	0.00
	Provisional	NP	NP	4	4	0	53	0.00
Grouse Creek - Total		TOTAL	TOTAL			49	53	92.45
Honeyville	Polling	NP	NP	2	2	56	22	254.55
	Early	NP	NP	2	2	8	22	36.36
	Absentee	NP	NP	2	2	2	22	9.09
	Provisional	NP	NP	2	2	1	22	4.55
Honeyville - Total		TOTAL	TOTAL			67	22	304.55
Honeyville SSD	Polling	NP	NP	7	7	414	827	50.06
	Early	NP	NP	7	7	109	827	13.18
	Absentee	NP	NP	7	7	3	827	0.36
	Provisional	NP	NP	7	7	14	827	1.69
Honeyville SSD - Total		TOTAL	TOTAL			540	827	65.30
Howell	Polling	NP	NP	6	6	126	159	79.25
	Early	NP	NP	6	6	0	159	0.00
	Absentee	NP	NP	6	6	0	159	0.00
	Provisional	NP	NP	6	6	1	159	0.63
Howell - Total		TOTAL	TOTAL			127	159	79.87
Mantua	Polling	NP	NP	2	2	312	498	62.65
	Early	NP	NP	2	2	57	498	11.45
	Absentee	NP	NP	2	2	24	498	4.82
	Provisional	NP	NP	2	2	9	498	1.81
Mantua - Total		TOTAL	TOTAL			402	498	80.72
Park Valley	Polling	NP	NP	4	4	81	95	85.26
	Early	NP	NP	4	4	0	95	0.00
	Absentee	NP	NP	4	4	0	95	0.00
	Provisional	NP	NP	4	4	0	95	0.00
Park Valley - Total		TOTAL	TOTAL			81	95	85.26
Perry 01	Polling	NP	NP	2	2	436	1023	42.62
	Early	NP	NP	2	2	309	1023	30.21
	Absentee	NP	NP	2	2	19	1023	1.86
	Provisional	NP	NP	2	2	40	1023	3.91
Perry 01 - Total		TOTAL	TOTAL			804	1023	78.59
Perry 02	Polling	NP	NP	2	2	642	1431	44.86
	Early	NP	NP	2	2	387	1431	27.04
	Absentee	NP	NP	2	2	40	1431	2.80
	Provisional	NP	NP	2	2	29	1431	2.03
Perry 02 - Total		TOTAL	TOTAL			1098	1431	76.73
Plymouth	Polling	NP	NP	6	6	174	230	75.65
	Early	NP	NP	6	6	0	230	0.00
	Absentee	NP	NP	6	6	0	230	0.00
	Provisional	NP	NP	6	6	1	230	0.43
Plymouth - Total		TOTAL	TOTAL			175	230	76.09
Portage	Polling	NP	NP	6	6	115	148	77.70
	Early	NP	NP	6	6	0	148	0.00
	Absentee	NP	NP	6	6	0	148	0.00
	Provisional	NP	NP	6	6	1	148	0.68
Portage - Total		TOTAL	TOTAL			116	148	78.38
Promontory	Polling	NP	NP	6	6	31	35	88.57
	Early	NP	NP	6	6	0	35	0.00

Cards Cast Report  
 Box Elder County, Utah  
 General Election  
 November 4, 2008

Date: Nov 17, 2008  
 Time: 01:31 PM  
 Page: 5 of 6

District/Reportunit	CounterGroup	VGroup1	VGroup2	Ballot	Card	Cast	Voters	Percent
Promontory (cont.)	Absentee	NP	NP	6	6	0	35	0.00
	Provisional	NP	NP	6	6	0	35	0.00
<b>Promontory - Total</b>		<b>TOTAL</b>	<b>TOTAL</b>			<b>31</b>	<b>35</b>	<b>88.57</b>
Riverside	Polling	NP	NP	6	6	399	509	78.39
	Early	NP	NP	6	6	5	509	0.98
	Absentee	NP	NP	6	6	0	509	0.00
	Provisional	NP	NP	6	6	7	509	1.38
<b>Riverside - Total</b>		<b>TOTAL</b>	<b>TOTAL</b>			<b>411</b>	<b>509</b>	<b>80.75</b>
Snowville	Polling	NP	NP	4	4	100	122	81.97
	Early	NP	NP	4	4	2	122	1.64
	Absentee	NP	NP	4	4	0	122	0.00
	Provisional	NP	NP	4	4	0	122	0.00
<b>Snowville - Total</b>		<b>TOTAL</b>	<b>TOTAL</b>			<b>102</b>	<b>122</b>	<b>83.61</b>
South Willard	Polling	NP	NP	2	2	250	680	36.76
	Early	NP	NP	2	2	160	680	23.53
	Absentee	NP	NP	2	2	2	680	0.29
	Provisional	NP	NP	2	2	18	680	2.65
<b>South Willard - Total</b>		<b>TOTAL</b>	<b>TOTAL</b>			<b>430</b>	<b>680</b>	<b>63.24</b>
Tremonton 01	Polling	NP	NP	4	4	281	810	34.69
	Early	NP	NP	4	4	248	810	30.62
	Absentee	NP	NP	4	4	19	810	2.35
	Provisional	NP	NP	4	4	21	810	2.59
<b>Tremonton 01 - Total</b>		<b>TOTAL</b>	<b>TOTAL</b>			<b>569</b>	<b>810</b>	<b>70.25</b>
Tremonton 02	Polling	NP	NP	4	4	236	827	28.54
	Early	NP	NP	4	4	265	827	32.04
	Absentee	NP	NP	4	4	17	827	2.06
	Provisional	NP	NP	4	4	21	827	2.54
<b>Tremonton 02 - Total</b>		<b>TOTAL</b>	<b>TOTAL</b>			<b>539</b>	<b>827</b>	<b>65.18</b>
Tremonton 03	Polling	NP	NP	4	4	347	1113	31.18
	Early	NP	NP	4	4	293	1113	26.33
	Absentee	NP	NP	4	4	15	1113	1.35
	Provisional	NP	NP	4	4	30	1113	2.70
<b>Tremonton 03 - Total</b>		<b>TOTAL</b>	<b>TOTAL</b>			<b>685</b>	<b>1113</b>	<b>61.55</b>
Tremonton 03 SSD	Polling	NP	NP	8	8	38	149	25.50
	Early	NP	NP	8	8	66	149	44.30
	Absentee	NP	NP	8	8	1	149	0.67
	Provisional	NP	NP	8	8	2	149	1.34
<b>Tremonton 03 SSD - Total</b>		<b>TOTAL</b>	<b>TOTAL</b>			<b>107</b>	<b>149</b>	<b>71.81</b>
Tremonton 04	Polling	NP	NP	4	4	398	1175	33.87
	Early	NP	NP	4	4	291	1175	24.77
	Absentee	NP	NP	4	4	28	1175	2.38
	Provisional	NP	NP	4	4	20	1175	1.70
<b>Tremonton 04 - Total</b>		<b>TOTAL</b>	<b>TOTAL</b>			<b>737</b>	<b>1175</b>	<b>62.72</b>
Tremonton West	Polling	NP	NP	6	6	497	925	53.73
	Early	NP	NP	6	6	127	925	13.73
	Absentee	NP	NP	6	6	10	925	1.08
	Provisional	NP	NP	6	6	29	925	3.14
<b>Tremonton West - Total</b>		<b>TOTAL</b>	<b>TOTAL</b>			<b>663</b>	<b>925</b>	<b>71.68</b>
Willard	Polling	NP	NP	2	2	492	1100	44.73
	Early	NP	NP	2	2	286	1100	26.00
	Absentee	NP	NP	2	2	34	1100	3.09
	Provisional	NP	NP	2	2	17	1100	1.55
<b>Willard - Total</b>		<b>TOTAL</b>	<b>TOTAL</b>			<b>829</b>	<b>1100</b>	<b>75.36</b>



Cards Cast Report  
 Box Elder County, Utah  
 General Election  
 November 4, 2008

Date: Nov 17, 2008  
 Time: 01:31 PM  
 Page: 6 of 6

District/Reportunit	CounterGroup	VGroup1	VGroup2	Ballot	Card	Cast	Voters	Percent
Yost	Polling	NP	NP	4	4	31	33	93.94
	Early	NP	NP	4	4	0	33	0.00
	Absentee	NP	NP	4	4	0	33	0.00
	Provisional	NP	NP	4	4	0	33	0.00
<b>Yost - Total</b>		<b>TOTAL</b>	<b>TOTAL</b>			<b>31</b>	<b>33</b>	<b>93.94</b>
<b>Total</b>		NP	NP			19360	27412	70.63

Election Summary Report  
 Box Elder County, Utah  
 General Election  
 November 4, 2008

Date: 11/24/08  
 Time: 08:14:41  
 Page: 1 of 4

Summary For Jurisdiction Wide, All Counters, All Races  
 Official Results

Registered Voters 27412 - Cards Cast 19360 70.63%

Num. Report Precinct 54 - Num. Reporting 54 100.00%

STRAIGHT PARTY			
			Total
Number of Precincts			54
Precincts Reporting			54 100.0 %
Times Counted	19360/27412		70.6 %
Total Votes			5292
REPUBLICAN	REP	4339	81.99%
DEMOCRATIC	DEM	837	15.82%
LIBERTARIAN	LIB	56	1.06%
CONSTITUTION	CON	60	1.13%

ATTY GENERAL			
			Total
Number of Precincts			54
Precincts Reporting			54 100.0 %
Times Counted	19360/27412		70.6 %
Total Votes			18713
SHURTLEFF, MARK L.	REP	15180	81.12%
HILL, JEAN WELCH	DEM	2884	15.41%
McCULLOUGH, W. ANDR	LIB	643	3.44%
Write-in Votes		6	0.03%

U.S. PRESIDENT			
			Total
Number of Precincts			54
Precincts Reporting			54 100.0 %
Times Counted	19360/27412		70.6 %
Total Votes			19217
McCAIN, JOHN	REP	15228	79.24%
OBAMA, BARACK	DEM	3311	17.23%
BARR, BOB	LIB	127	0.66%
BALDWIN, CHARLES O	CON	221	1.15%
NADER, RALPH	PE	147	0.76%
LA RIVA, GLORIA	SL	4	0.02%
McKINNEY, CYNTHIA	GRE	20	0.10%
Write-in Votes		159	0.83%

STATE TREASURER			
			Total
Number of Precincts			54
Precincts Reporting			54 100.0 %
Times Counted	19360/27412		70.6 %
Total Votes			17961
ELLIS, RICHARD K.	REP	14045	78.20%
CLARK, DICK	DEM	3901	21.72%
Write-in Votes		15	0.08%

U. S. HOUSE OF REPRESENTATIVE			
			Total
Number of Precincts			54
Precincts Reporting			54 100.0 %
Times Counted	19360/27412		70.6 %
Total Votes			18813
BISHOP, ROB	REP	15007	79.77%
BOWEN, MORGAN	DEM	3028	16.10%
BUCHMAN, JOSEPH GED	LIB	333	1.77%
PEARSON, KIRK D	CON	437	2.32%
Write-in Votes		8	0.04%

STATE AUDITOR			
			Total
Number of Precincts			54
Precincts Reporting			54 100.0 %
Times Counted	19360/27412		70.6 %
Total Votes			18088
JOHNSON, AUSTON G. 3	REP	12837	70.97%
COLLARD, CLARE	DEM	3246	17.95%
STODDARD, MIKE	LIB	1341	7.41%
PROCTOR, RICHARD D	CON	659	3.64%
Write-in Votes		5	0.03%

GOVERNOR			
			Total
Number of Precincts			54
Precincts Reporting			54 100.0 %
Times Counted	19360/27412		70.6 %
Total Votes			18911
HUNTSMAN, JON M. JR	REP	16619	87.88%
SPRINGMEYER, BOB	DEM	1681	8.89%
SCHANZE, DELL	LIB	589	3.11%
Write-in Votes		22	0.12%

UTAH STATE HOUSE OF REPRESENTATIVES1			
			Total
Number of Precincts			29
Precincts Reporting			29 100.0 %
Times Counted	7484/10380		72.1 %
Total Votes			7273
MENLOVE, RONDA RUD	REP	6007	82.59%
MORGAN, BILLY R.	DEM	1260	17.32%
Write-in Votes		6	0.08%

Election Summary Report  
 Box Elder County, Utah  
 General Election  
 November 4, 2008

Date:11/24/08  
 Time:08:14:41  
 Page:2 of 4

Summary For Jurisdiction Wide, All Counters, All Races  
 Official Results

Registered Voters 27412 - Cards Cast 19360 70.63%

Num. Report Precinct 54 - Num. Reporting 54 100.00%

UTAH STATE HOUSE OF REPRESENTATIVES2			
		Total	
Number of Precincts		25	
Precincts Reporting		25	100.0 %
Times Counted	11876/17032	69.7 %	
Total Votes		11171	
FERRY, BEN C.	REP	9140	81.82%
EDWARDS, TOM	CON	2017	18.06%
Write-in Votes		14	0.13%

Judge PAMELA T. GREENWOOD			
		Total	
Number of Precincts		54	
Precincts Reporting		54	100.0 %
Times Counted	19360/27412	70.6 %	
Total Votes		16762	
YES		14167	84.52%
NO		2595	15.48%

UTAH STATE SCHOOL BOARD OF EDUCATION			
		Total	
Number of Precincts		54	
Precincts Reporting		54	100.0 %
Times Counted	19360/27412	70.6 %	
Total Votes		15358	
LOCKE, SHELLY		9485	61.76%
ASHLIMAN, SUSIE CAMF		5762	37.52%
Write-in Votes		111	0.72%

Judge CAROLYN B. McHUGH			
		Total	
Number of Precincts		54	
Precincts Reporting		54	100.0 %
Times Counted	19360/27412	70.6 %	
Total Votes		16708	
YES		14009	83.85%
NO		2699	16.15%

BOX ELDER COUNTY COMMISSION SEAT C			
		Total	
Number of Precincts		54	
Precincts Reporting		54	100.0 %
Times Counted	19360/27412	70.6 %	
Total Votes		18597	
SHAFFER, BRIAN K.	REP	11337	60.96%
ANDERSON, ELI H.	DEM	6366	34.23%
PHIPPS, LEE	CON	880	4.73%
Write-in Votes		14	0.08%

Judge GREGORY K. ORME			
		Total	
Number of Precincts		54	
Precincts Reporting		54	100.0 %
Times Counted	19360/27412	70.6 %	
Total Votes		16721	
YES		14011	83.79%
NO		2710	16.21%

Judge RUSSELL W. BENCH			
		Total	
Number of Precincts		54	
Precincts Reporting		54	100.0 %
Times Counted	19360/27412	70.6 %	
Total Votes		16794	
YES		14170	84.38%
NO		2624	15.62%

Judge BEN H. HADFIELD			
		Total	
Number of Precincts		54	
Precincts Reporting		54	100.0 %
Times Counted	19360/27412	70.6 %	
Total Votes		17742	
YES		14671	82.69%
NO		3071	17.31%

Judge JAMES Z. DAVIS			
		Total	
Number of Precincts		54	
Precincts Reporting		54	100.0 %
Times Counted	19360/27412	70.6 %	
Total Votes		16709	
YES		14015	83.88%
NO		2694	16.12%

Judge THOMAS L. WILLMORE			
		Total	
Number of Precincts		54	
Precincts Reporting		54	100.0 %
Times Counted	19360/27412	70.6 %	
Total Votes		16768	
YES		14066	83.89%
NO		2702	16.11%

Election Summary Report  
 Box Elder County, Utah  
 General Election  
 November 4, 2008

Date:11/24/08  
 Time:08:14:41  
 Page:3 of 4

Summary For Jurisdiction Wide, All Counters, All Races  
 Official Results

Registered Voters 27412 - Cards Cast 19360 70.63%

Num. Report Precinct 54 - Num. Reporting 54 100.00%

Judge LARRY E. JONES			
	Total		
Number of Precincts	54		
Precincts Reporting	54	100.0 %	
Times Counted	19360/27412	70.6 %	
Total Votes	16813		
YES	14185	84.37%	
NO	2628	15.63%	

Constitutional Amendment A			
	Total		
Number of Precincts	54		
Precincts Reporting	54	100.0 %	
Times Counted	19360/27412	70.6 %	
Total Votes	17675		
YES	12838	72.63%	
NO	4837	27.37%	

BOX ELDER COUNTY SCHOOL BOARD DIST 1			
	Total		
Number of Precincts	11		
Precincts Reporting	11	100.0 %	
Times Counted	2976/3967	75.0 %	
Total Votes	2709		
CAPENER, LYNN A	2678	98.86%	
Write-in Votes	31	1.14%	

Constitutional Amendment B			
	Total		
Number of Precincts	54		
Precincts Reporting	54	100.0 %	
Times Counted	19360/27412	70.6 %	
Total Votes	17492		
YES	11060	63.23%	
NO	6432	36.77%	

BOX ELDER COUNTY SCHOOL BOARD DIST 2			
	Total		
Number of Precincts	10		
Precincts Reporting	10	100.0 %	
Times Counted	2917/4391	66.4 %	
Total Votes	2596		
ARCHIBALD, CONNIE J.	2556	98.46%	
Write-in Votes	40	1.54%	

Constitutional Amendment C			
	Total		
Number of Precincts	54		
Precincts Reporting	54	100.0 %	
Times Counted	19360/27412	70.6 %	
Total Votes	17629		
YES	11832	67.12%	
NO	5797	32.88%	

BOX ELDER COUNTY SCHOOL BOARD DIST 5			
	Total		
Number of Precincts	5		
Precincts Reporting	5	100.0 %	
Times Counted	2193/3414	64.2 %	
Total Votes	1935		
KENNEDY, NANCY	1910	98.71%	
Write-in Votes	25	1.29%	

Constitutional Amendment D			
	Total		
Number of Precincts	54		
Precincts Reporting	54	100.0 %	
Times Counted	19360/27412	70.6 %	
Total Votes	17392		
YES	13144	75.57%	
NO	4248	24.43%	

BOX ELDER COUNTY SCHOOL BOARD DIST 6			
	Total		
Number of Precincts	4		
Precincts Reporting	4	100.0 %	
Times Counted	2284/3224	70.8 %	
Total Votes	2042		
JONES, EVE I	839	41.09%	
SMITH, BRYAN DEE	1200	58.77%	
Write-in Votes	3	0.15%	

Constitutional Amendment E			
	Total		
Number of Precincts	54		
Precincts Reporting	54	100.0 %	
Times Counted	19360/27412	70.6 %	
Total Votes	17580		
YES	7088	40.32%	
NO	10492	59.68%	

Election Summary Report  
Box Elder County, Utah  
General Election  
November 4, 2008

Date:11/24/08  
Time:08:14:41  
Page:4 of 4

Summary For Jurisdiction Wide, All Counters, All Races  
Official Results

Registered Voters 27412 - Cards Cast 19360 70.63%

Num. Report Precinct 54 - Num. Reporting 54 100.00%

PROPOSITION 2		Total
Number of Precincts		54
Precincts Reporting	54	100.0 %
Times Counted	19360/27412	70.6 %
Total Votes		18853
FOR	10389	55.11%
AGAINST	8464	44.89%

PROPOSITION 8		Total
Number of Precincts		10
Precincts Reporting	10	100.0 %
Times Counted	2743/3788	72.4 %
Total Votes		2636
FOR	1121	42.53%
AGAINST	1515	57.47%

PROPOSITION 9		Total
Number of Precincts		10
Precincts Reporting	10	100.0 %
Times Counted	2743/3788	72.4 %
Total Votes		2623
FOR	1096	41.78%
AGAINST	1527	58.22%

Election Summary Report  
 Box Elder County, Utah  
 General Election  
 November 4, 2008  
 Summary For Bear River, All Counters, All Races  
 Official Results

Date:11/17/08  
 Time:13:21:29  
 Page:1 of 3

Registered Voters 582 - Cards Cast 452 77.66%

Num. Report Precinct 1 - Num. Reporting 1 100.00%

STRAIGHT PARTY			
		Total	
Number of Precincts		1	
Precincts Reporting		1	100.0 %
Times Counted	452/582	77.7 %	
Total Votes		117	
<b>REPUBLICAN</b>	REP	99	84.62%
DEMOCRATIC	DEM	16	13.68%
LIBERTARIAN	LIB	2	1.71%
CONSTITUTION	CON	0	0.00%

ATTY GENERAL			
		Total	
Number of Precincts		1	
Precincts Reporting		1	100.0 %
Times Counted	452/582	77.7 %	
Total Votes		438	
<b>SHURTLEFF, MARK L.</b>	REP	350	79.91%
HILL, JEAN WELCH	DEM	76	17.35%
McCULLOUGH, W. ANDRE	LIB	12	2.74%
Write-in Votes		0	0.00%

U.S. PRESIDENT			
		Total	
Number of Precincts		1	
Precincts Reporting		1	100.0 %
Times Counted	452/582	77.7 %	
Total Votes		447	
<b>McCAIN, JOHN</b>	REP	369	82.55%
OBAMA, BARACK	DEM	70	15.66%
BARR, BOB	LIB	2	0.45%
BALDWIN, CHARLES O	CON	3	0.67%
NADER, RALPH	PF	2	0.45%
LA RIVA, GLORIA	SL	1	0.22%
McKINNEY, CYNTHIA	GRE	0	0.00%
Write-in Votes		0	0.00%

STATE TREASURER			
		Total	
Number of Precincts		1	
Precincts Reporting		1	100.0 %
Times Counted	452/582	77.7 %	
Total Votes		424	
<b>ELLIS, RICHARD K.</b>	REP	333	78.54%
CLARK, DICK	DEM	90	21.23%
Write-in Votes		1	0.24%

U. S. HOUSE OF REPRESENTATIVE			
		Total	
Number of Precincts		1	
Precincts Reporting		1	100.0 %
Times Counted	452/582	77.7 %	
Total Votes		441	
<b>BISHOP, ROB</b>	REP	353	80.05%
BOWEN, MORGAN	DEM	78	17.69%
BUCHMAN, JOSEPH GEDD	LIB	6	1.36%
PEARSON, KIRK D	CON	4	0.91%
Write-in Votes		0	0.00%

STATE AUDITOR			
		Total	
Number of Precincts		1	
Precincts Reporting		1	100.0 %
Times Counted	452/582	77.7 %	
Total Votes		402	
<b>JOHNSON, AUSTON G. 3</b>	REP	314	78.11%
COLLARD, CLARE	DEM	78	19.40%
PROCTOR, RICHARD D	CON	9	2.24%
Write-in Votes		1	0.25%

GOVERNOR			
		Total	
Number of Precincts		1	
Precincts Reporting		1	100.0 %
Times Counted	452/582	77.7 %	
Total Votes		439	
<b>HUNTSMAN, JON M. JR</b>	REP	378	86.10%
SPRINGMEYER, BOB	DEM	47	10.71%
SCHANZE, DELL	LIB	13	2.96%
Write-in Votes		1	0.23%

UTAH STATE HOUSE OF REPRESENTATIVES1			
		Total	
Number of Precincts		1	
Precincts Reporting		1	100.0 %
Times Counted	452/582	77.7 %	
Total Votes		436	
<b>MENLOVE, RONDA RUDD</b>	REP	335	76.83%
MORGAN, BILLY R.	DEM	100	22.94%
Write-in Votes		1	0.23%

UTAH STATE SCHOOL BOARD OF EDUCATION			
		Total	
Number of Precincts		1	
Precincts Reporting		1	100.0 %
Times Counted	452/582	77.7 %	
Total Votes		368	
<b>LOCKE, SHELLY</b>		225	61.14%
ASHLIMAN, SUSIE CAMP		141	38.32%
Write-in Votes		2	0.54%

Election Summary Report  
 Box Elder County, Utah  
 General Election  
 November 4, 2008  
 Summary For Bear River, All Counters, All Races  
 Official Results

Date:11/17/08  
 Time:13:21:29  
 Page:2 of 3

Registered Voters 582 - Cards Cast 452 77.66%

Num. Report Precinct 1 - Num. Reporting 1 100.00%

BOX ELDER COUNTY COMMISSION SEAT C			
		Total	
Number of Precincts		1	
Precincts Reporting		1	100.0 %
Times Counted		452/582	77.7 %
Total Votes		439	
<b>SHAFFER, BRIAN K.</b>	REP	251	57.18%
ANDERSON, ELI H.	DEM	178	40.55%
PHIPPS, LEE	CON	9	2.05%
Write-in Votes		1	0.23%

Judge GREGORY K. ORME			
		Total	
Number of Precincts		1	
Precincts Reporting		1	100.0 %
Times Counted		452/582	77.7 %
Total Votes		403	
<b>YES</b>		336	83.37%
<b>NO</b>		67	16.63%

Judge RUSSELL W. BENCH			
		Total	
Number of Precincts		1	
Precincts Reporting		1	100.0 %
Times Counted		452/582	77.7 %
Total Votes		404	
<b>YES</b>		346	85.64%
<b>NO</b>		58	14.36%

Judge BEN H. HADFIELD			
		Total	
Number of Precincts		1	
Precincts Reporting		1	100.0 %
Times Counted		452/582	77.7 %
Total Votes		430	
<b>YES</b>		348	80.93%
<b>NO</b>		82	19.07%

Judge JAMES Z. DAVIS			
		Total	
Number of Precincts		1	
Precincts Reporting		1	100.0 %
Times Counted		452/582	77.7 %
Total Votes		402	
<b>YES</b>		344	85.57%
<b>NO</b>		58	14.43%

Judge THOMAS L. WILLMORE			
		Total	
Number of Precincts		1	
Precincts Reporting		1	100.0 %
Times Counted		452/582	77.7 %
Total Votes		407	
<b>YES</b>		332	81.57%
<b>NO</b>		75	18.43%

Judge PAMELA T. GREENWOOD			
		Total	
Number of Precincts		1	
Precincts Reporting		1	100.0 %
Times Counted		452/582	77.7 %
Total Votes		404	
<b>YES</b>		335	82.92%
<b>NO</b>		69	17.08%

Judge LARRY E. JONES			
		Total	
Number of Precincts		1	
Precincts Reporting		1	100.0 %
Times Counted		452/582	77.7 %
Total Votes		402	
<b>YES</b>		343	85.32%
<b>NO</b>		59	14.68%

Judge CAROLYN B. McHUGH			
		Total	
Number of Precincts		1	
Precincts Reporting		1	100.0 %
Times Counted		452/582	77.7 %
Total Votes		405	
<b>YES</b>		339	83.70%
<b>NO</b>		66	16.30%

Constitutional Amendment A			
		Total	
Number of Precincts		1	
Precincts Reporting		1	100.0 %
Times Counted		452/582	77.7 %
Total Votes		415	
<b>YES</b>		299	72.05%
<b>NO</b>		116	27.95%

**Election Summary Report**  
**Box Elder County, Utah**  
**General Election**  
**November 4, 2008**  
**Summary For Bear River, All Counters, All Races**  
**Official Results**

Date:11/17/08  
 Time:13:21:29  
 Page:3 of 3

Registered Voters 582 - Cards Cast 452 77.66%

Num. Report Precinct 1 - Num. Reporting 1 100.00%

Constitutional Amendment B		Total	
Number of Precincts	1		
Precincts Reporting	1	100.0 %	
Times Counted	452/582	77.7 %	
Total Votes	410		
<b>YES</b>	258	62.93%	
<b>NO</b>	152	37.07%	

PROPOSITION 8		Total	
Number of Precincts	1		
Precincts Reporting	1	100.0 %	
Times Counted	452/582	77.7 %	
Total Votes	439		
<b>FOR</b>	232	52.85%	
<b>AGAINST</b>	207	47.15%	

Constitutional Amendment C		Total	
Number of Precincts	1		
Precincts Reporting	1	100.0 %	
Times Counted	452/582	77.7 %	
Total Votes	407		
<b>YES</b>	261	64.13%	
<b>NO</b>	146	35.87%	

PROPOSITION 9		Total	
Number of Precincts	1		
Precincts Reporting	1	100.0 %	
Times Counted	452/582	77.7 %	
Total Votes	434		
<b>FOR</b>	226	52.07%	
<b>AGAINST</b>	208	47.93%	

Constitutional Amendment D		Total	
Number of Precincts	1		
Precincts Reporting	1	100.0 %	
Times Counted	452/582	77.7 %	
Total Votes	401		
<b>YES</b>	291	72.57%	
<b>NO</b>	110	27.43%	

Constitutional Amendment E		Total	
Number of Precincts	1		
Precincts Reporting	1	100.0 %	
Times Counted	452/582	77.7 %	
Total Votes	407		
<b>YES</b>	161	39.56%	
<b>NO</b>	246	60.44%	

PROPOSITION 2		Total	
Number of Precincts	1		
Precincts Reporting	1	100.0 %	
Times Counted	452/582	77.7 %	
Total Votes	446		
<b>FOR</b>	291	65.25%	
<b>AGAINST</b>	155	34.75%	



Election Summary Report  
 Box Elder County, Utah  
 General Election  
 November 4, 2008

Date:11/17/08  
 Time:13:21:25  
 Page:1 of 3

Summary For Bear River East, All Counters, All Races  
 Official Results

Registered Voters 258 - Cards Cast 203 78.68%

Num. Report Precinct 1 - Num. Reporting 1 100.00%

STRAIGHT PARTY			
		Total	
Number of Precincts		1	
Precincts Reporting		1	100.0 %
Times Counted		203/258	78.7 %
Total Votes		49	
<b>REPUBLICAN</b>	REP	49	100.00%
DEMOCRATIC	DEM	0	0.00%
LIBERTARIAN	LIB	0	0.00%
CONSTITUTION	CON	0	0.00%

ATTY GENERAL			
		Total	
Number of Precincts		1	
Precincts Reporting		1	100.0 %
Times Counted		203/258	78.7 %
Total Votes		199	
<b>SHURTLEFF, MARK L.</b>	REP	171	85.93%
HILL, JEAN WELCH	DEM	21	10.55%
McCULLOUGH, W. ANDRE	LIB	7	3.52%
Write-in Votes		0	0.00%

U.S. PRESIDENT			
		Total	
Number of Precincts		1	
Precincts Reporting		1	100.0 %
Times Counted		203/258	78.7 %
Total Votes		202	
<b>McCAIN, JOHN</b>	REP	174	86.14%
OBAMA, BARACK	DEM	19	9.41%
BARR, BOB	LIB	0	0.00%
BALDWIN, CHARLES O	CON	2	0.99%
NADER, RALPH	PF	1	0.50%
LA RIVA, GLORIA	SL	0	0.00%
McKINNEY, CYNTHIA	GRE	0	0.00%
Write-in Votes		6	2.97%

STATE TREASURER			
		Total	
Number of Precincts		1	
Precincts Reporting		1	100.0 %
Times Counted		203/258	78.7 %
Total Votes		194	
<b>ELLIS, RICHARD K.</b>	REP	172	88.66%
CLARK, DICK	DEM	22	11.34%
Write-in Votes		0	0.00%

U. S. HOUSE OF REPRESENTATIVE			
		Total	
Number of Precincts		1	
Precincts Reporting		1	100.0 %
Times Counted		203/258	78.7 %
Total Votes		197	
<b>BISHOP, ROB</b>	REP	172	87.31%
BOWEN, MORGAN	DEM	14	7.11%
BUCHMAN, JOSEPH GEDD	LIB	5	2.54%
PEARSON, KIRK D	CON	6	3.05%
Write-in Votes		0	0.00%

STATE AUDITOR			
		Total	
Number of Precincts		1	
Precincts Reporting		1	100.0 %
Times Counted		203/258	78.7 %
Total Votes		177	
<b>JOHNSON, AUSTON G. 3</b>	REP	149	84.18%
COLLARD, CLARE	DEM	17	9.60%
PROCTOR, RICHARD D	CON	11	6.21%
Write-in Votes		0	0.00%

GOVERNOR			
		Total	
Number of Precincts		1	
Precincts Reporting		1	100.0 %
Times Counted		203/258	78.7 %
Total Votes		198	
<b>HUNTSMAN, JON M. JR</b>	REP	181	91.41%
SPRINGMEYER, BOB	DEM	10	5.05%
SCHANZE, DELL	LIB	7	3.54%
Write-in Votes		0	0.00%

UTAH STATE HOUSE OF REPRESENTATIVES2			
		Total	
Number of Precincts		1	
Precincts Reporting		1	100.0 %
Times Counted		203/258	78.7 %
Total Votes		198	
<b>FERRY, BEN C.</b>	REP	171	86.36%
EDWARDS, TOM	CON	27	13.64%
Write-in Votes		0	0.00%

UTAH STATE SCHOOL BOARD OF EDUCATION			
		Total	
Number of Precincts		1	
Precincts Reporting		1	100.0 %
Times Counted		203/258	78.7 %
Total Votes		173	
<b>LOCKE, SHELLY</b>		105	60.69%
ASHLIMAN, SUSIE CAMP		68	39.31%
Write-in Votes		0	0.00%

Election Summary Report  
 Box Elder County, Utah  
 General Election  
 November 4, 2008  
 Summary For Bear River East, All Counters, All Races  
 Official Results

Date:11/17/08  
 Time:13:21:25  
 Page:2 of 3

Registered Voters 258 - Cards Cast 203 78.68%

Num. Report Precinct 1 - Num. Reporting 1 100.00%

BOX ELDER COUNTY COMMISSION SEAT C			
		Total	
Number of Precincts		1	
Precincts Reporting		1	100.0 %
Times Counted	203/258	78.7 %	
Total Votes		195	
<b>SHAFFER, BRIAN K.</b>	REP	138	70.77%
ANDERSON, ELI H.	DEM	49	25.13%
PHIPPS, LEE	CON	8	4.10%
Write-in Votes		0	0.00%

Judge GREGORY K. ORME			
		Total	
Number of Precincts		1	
Precincts Reporting		1	100.0 %
Times Counted	203/258	78.7 %	
Total Votes		177	
<b>YES</b>		147	83.05%
<b>NO</b>		30	16.95%

Judge RUSSELL W. BENCH			
		Total	
Number of Precincts		1	
Precincts Reporting		1	100.0 %
Times Counted	203/258	78.7 %	
Total Votes		179	
<b>YES</b>		153	85.47%
<b>NO</b>		26	14.53%

Judge BEN H. HADFIELD			
		Total	
Number of Precincts		1	
Precincts Reporting		1	100.0 %
Times Counted	203/258	78.7 %	
Total Votes		193	
<b>YES</b>		165	85.49%
<b>NO</b>		28	14.51%

Judge JAMES Z. DAVIS			
		Total	
Number of Precincts		1	
Precincts Reporting		1	100.0 %
Times Counted	203/258	78.7 %	
Total Votes		178	
<b>YES</b>		148	83.15%
<b>NO</b>		30	16.85%

Judge THOMAS L. WILLMORE			
		Total	
Number of Precincts		1	
Precincts Reporting		1	100.0 %
Times Counted	203/258	78.7 %	
Total Votes		180	
<b>YES</b>		151	83.89%
<b>NO</b>		29	16.11%

Judge PAMELA T. GREENWOOD			
		Total	
Number of Precincts		1	
Precincts Reporting		1	100.0 %
Times Counted	203/258	78.7 %	
Total Votes		177	
<b>YES</b>		151	85.31%
<b>NO</b>		26	14.69%

Judge LARRY E. JONES			
		Total	
Number of Precincts		1	
Precincts Reporting		1	100.0 %
Times Counted	203/258	78.7 %	
Total Votes		177	
<b>YES</b>		152	85.88%
<b>NO</b>		25	14.12%

Judge CAROLYN B. McHUGH			
		Total	
Number of Precincts		1	
Precincts Reporting		1	100.0 %
Times Counted	203/258	78.7 %	
Total Votes		177	
<b>YES</b>		150	84.75%
<b>NO</b>		27	15.25%

Constitutional Amendment A			
		Total	
Number of Precincts		1	
Precincts Reporting		1	100.0 %
Times Counted	203/258	78.7 %	
Total Votes		194	
<b>YES</b>		125	64.43%
<b>NO</b>		69	35.57%

**Election Summary Report**  
**Box Elder County, Utah**  
**General Election**  
**November 4, 2008**  
**Summary For Bear River East, All Counters, All Races**  
**Official Results**

Date:11/17/08  
 Time:13:21:25  
 Page:3 of 3

Registered Voters 258 - Cards Cast 203 78.68%

Num. Report Precinct 1 - Num. Reporting 1 100.00%

Constitutional Amendment B		Total	
Number of Precincts	1		
Precincts Reporting	1	100.0 %	
Times Counted	203/258	78.7 %	
Total Votes	189		
<b>YES</b>	105	55.56%	
<b>NO</b>	84	44.44%	

PROPOSITION 8		Total	
Number of Precincts	1		
Precincts Reporting	1	100.0 %	
Times Counted	203/258	78.7 %	
Total Votes	198		
<b>FOR</b>	87	43.94%	
<b>AGAINST</b>	111	56.06%	

Constitutional Amendment C		Total	
Number of Precincts	1		
Precincts Reporting	1	100.0 %	
Times Counted	203/258	78.7 %	
Total Votes	189		
<b>YES</b>	126	66.67%	
<b>NO</b>	63	33.33%	

PROPOSITION 9		Total	
Number of Precincts	1		
Precincts Reporting	1	100.0 %	
Times Counted	203/258	78.7 %	
Total Votes	198		
<b>FOR</b>	75	37.88%	
<b>AGAINST</b>	123	62.12%	

Constitutional Amendment D		Total	
Number of Precincts	1		
Precincts Reporting	1	100.0 %	
Times Counted	203/258	78.7 %	
Total Votes	189		
<b>YES</b>	139	73.54%	
<b>NO</b>	50	26.46%	

Constitutional Amendment E		Total	
Number of Precincts	1		
Precincts Reporting	1	100.0 %	
Times Counted	203/258	78.7 %	
Total Votes	188		
<b>YES</b>	68	36.17%	
<b>NO</b>	120	63.83%	

PROPOSITION 2		Total	
Number of Precincts	1		
Precincts Reporting	1	100.0 %	
Times Counted	203/258	78.7 %	
Total Votes	200		
<b>FOR</b>	104	52.00%	
<b>AGAINST</b>	96	48.00%	

Election Summary Report  
 Box Elder County, Utah  
 General Election  
 November 4, 2008

Date:11/17/08  
 Time:13:21:33  
 Page:1 of 3

Summary For Beaver Dam/Collinston SSD, All Counters, All Races  
 Official Results

Registered Voters 69 - Cards Cast 65 94.20%

Num. Report Precinct 1 - Num. Reporting 1 100.00%

STRAIGHT PARTY			
		Total	
Number of Precincts		1	
Precincts Reporting		1	100.0 %
Times Counted	65/69	94.2 %	
Total Votes		18	
<b>REPUBLICAN</b>	REP	15	83.33%
DEMOCRATIC	DEM	3	16.67%
LIBERTARIAN	LIB	0	0.00%
CONSTITUTION	CON	0	0.00%

ATTY GENERAL			
		Total	
Number of Precincts		1	
Precincts Reporting		1	100.0 %
Times Counted	65/69	94.2 %	
Total Votes		63	
<b>SHURTLEFF, MARK L.</b>	REP	49	77.78%
HILL, JEAN WELCH	DEM	14	22.22%
McCULLOUGH, W. ANDRE	LIB	0	0.00%
Write-in Votes		0	0.00%

U.S. PRESIDENT			
		Total	
Number of Precincts		1	
Precincts Reporting		1	100.0 %
Times Counted	65/69	94.2 %	
Total Votes		64	
<b>McCAIN, JOHN</b>	REP	49	76.56%
OBAMA, BARACK	DEM	13	20.31%
BARR, BOB	LIB	0	0.00%
BALDWIN, CHARLES O	CON	0	0.00%
NADER, RALPH	PF	0	0.00%
LA RIVA, GLORIA	SL	0	0.00%
McKINNEY, CYNTHIA	GRE	0	0.00%
Write-in Votes		2	3.13%

STATE TREASURER			
		Total	
Number of Precincts		1	
Precincts Reporting		1	100.0 %
Times Counted	65/69	94.2 %	
Total Votes		58	
<b>ELLIS, RICHARD K.</b>	REP	43	74.14%
CLARK, DICK	DEM	15	25.86%
Write-in Votes		0	0.00%

U. S. HOUSE OF REPRESENTATIVE			
		Total	
Number of Precincts		1	
Precincts Reporting		1	100.0 %
Times Counted	65/69	94.2 %	
Total Votes		63	
<b>BISHOP, ROB</b>	REP	43	68.25%
BOWEN, MORGAN	DEM	18	28.57%
BUCHMAN, JOSEPH GEDD	LIB	0	0.00%
PEARSON, KIRK D	CON	2	3.17%
Write-in Votes		0	0.00%

STATE AUDITOR			
		Total	
Number of Precincts		1	
Precincts Reporting		1	100.0 %
Times Counted	65/69	94.2 %	
Total Votes		59	
<b>JOHNSON, AUSTON G. 3</b>	REP	42	71.19%
COLLARD, CLARE	DEM	14	23.73%
PROCTOR, RICHARD D	CON	3	5.08%
Write-in Votes		0	0.00%

GOVERNOR			
		Total	
Number of Precincts		1	
Precincts Reporting		1	100.0 %
Times Counted	65/69	94.2 %	
Total Votes		65	
<b>HUNTSMAN, JON M. JR</b>	REP	52	80.00%
SPRINGMEYER, BOB	DEM	9	13.85%
SCHANZE, DELL	LIB	3	4.62%
Write-in Votes		1	1.54%

UTAH STATE HOUSE OF REPRESENTATIVES I			
		Total	
Number of Precincts		1	
Precincts Reporting		1	100.0 %
Times Counted	65/69	94.2 %	
Total Votes		65	
<b>MENLOVE, RONDA RUDD</b>	REP	54	83.08%
MORGAN, BILLY R.	DEM	11	16.92%
Write-in Votes		0	0.00%

UTAH STATE SCHOOL BOARD OF EDUCATION			
		Total	
Number of Precincts		1	
Precincts Reporting		1	100.0 %
Times Counted	65/69	94.2 %	
Total Votes		42	
LOCKE, SHELLY		20	47.62%
<b>ASHLIMAN, SUSIE CAMP</b>		22	52.38%
Write-in Votes		0	0.00%

Election Summary Report  
 Box Elder County, Utah  
 General Election  
 November 4, 2008

Date:11/17/08  
 Time:13:21:33  
 Page:2 of 3

Summary For Beaver Dam/Collinston SSD, All Counters, All Races  
 Official Results

Registered Voters 69 - Cards Cast 65 94.20%

Num. Report Precinct 1 - Num. Reporting 1 100.00%

BOX ELDER COUNTY COMMISSION SEAT C			
		Total	
Number of Precincts		1	
Precincts Reporting		1	100.0 %
Times Counted		65/69	94.2 %
Total Votes		63	
<b>SHAFFER, BRIAN K.</b>	REP	35	55.56%
ANDERSON, ELI H.	DEM	25	39.68%
PHIPPS, LEE	CON	3	4.76%
Write-in Votes		0	0.00%

Judge GREGORY K. ORME			
		Total	
Number of Precincts		1	
Precincts Reporting		1	100.0 %
Times Counted		65/69	94.2 %
Total Votes		49	
<b>YES</b>		40	81.63%
<b>NO</b>		9	18.37%

Judge RUSSELL W. BENCH			
		Total	
Number of Precincts		1	
Precincts Reporting		1	100.0 %
Times Counted		65/69	94.2 %
Total Votes		48	
<b>YES</b>		39	81.25%
<b>NO</b>		9	18.75%

Judge BEN H. HADFIELD			
		Total	
Number of Precincts		1	
Precincts Reporting		1	100.0 %
Times Counted		65/69	94.2 %
Total Votes		53	
<b>YES</b>		42	79.25%
<b>NO</b>		11	20.75%

Judge JAMES Z. DAVIS			
		Total	
Number of Precincts		1	
Precincts Reporting		1	100.0 %
Times Counted		65/69	94.2 %
Total Votes		49	
<b>YES</b>		41	83.67%
<b>NO</b>		8	16.33%

Judge THOMAS L. WILLMORE			
		Total	
Number of Precincts		1	
Precincts Reporting		1	100.0 %
Times Counted		65/69	94.2 %
Total Votes		50	
<b>YES</b>		38	76.00%
<b>NO</b>		12	24.00%

Judge PAMELA T. GREENWOOD			
		Total	
Number of Precincts		1	
Precincts Reporting		1	100.0 %
Times Counted		65/69	94.2 %
Total Votes		48	
<b>YES</b>		41	85.42%
<b>NO</b>		7	14.58%

Judge LARRY E. JONES			
		Total	
Number of Precincts		1	
Precincts Reporting		1	100.0 %
Times Counted		65/69	94.2 %
Total Votes		49	
<b>YES</b>		40	81.63%
<b>NO</b>		9	18.37%

Judge CAROLYN B. McHUGH			
		Total	
Number of Precincts		1	
Precincts Reporting		1	100.0 %
Times Counted		65/69	94.2 %
Total Votes		49	
<b>YES</b>		41	83.67%
<b>NO</b>		8	16.33%

Constitutional Amendment A			
		Total	
Number of Precincts		1	
Precincts Reporting		1	100.0 %
Times Counted		65/69	94.2 %
Total Votes		57	
<b>YES</b>		38	66.67%
<b>NO</b>		19	33.33%

Election Summary Report  
 Box Elder County, Utah  
 General Election  
 November 4, 2008

Date:11/17/08  
 Time:13:21:33  
 Page:3 of 3

Summary For Beaver Dam/Collinston SSD, All Counters, All Races  
 Official Results

Registered Voters 69 - Cards Cast 65 94.20%

Num. Report Precinct 1 - Num. Reporting 1 100.00%

Constitutional Amendment B		Total	
Number of Precincts	1		
Precincts Reporting	1	100.0 %	
Times Counted	65/69	94.2 %	
Total Votes	58		
<b>YES</b>	38	65.52%	
<b>NO</b>	20	34.48%	

PROPOSITION 8		Total	
Number of Precincts	1		
Precincts Reporting	1	100.0 %	
Times Counted	65/69	94.2 %	
Total Votes	59		
<b>FOR</b>	20	33.90%	
<b>AGAINST</b>	39	66.10%	

Constitutional Amendment C		Total	
Number of Precincts	1		
Precincts Reporting	1	100.0 %	
Times Counted	65/69	94.2 %	
Total Votes	57		
<b>YES</b>	36	63.16%	
<b>NO</b>	21	36.84%	

PROPOSITION 9		Total	
Number of Precincts	1		
Precincts Reporting	1	100.0 %	
Times Counted	65/69	94.2 %	
Total Votes	59		
<b>FOR</b>	14	23.73%	
<b>AGAINST</b>	45	76.27%	

Constitutional Amendment D		Total	
Number of Precincts	1		
Precincts Reporting	1	100.0 %	
Times Counted	65/69	94.2 %	
Total Votes	54		
<b>YES</b>	45	83.33%	
<b>NO</b>	9	16.67%	

Constitutional Amendment E		Total	
Number of Precincts	1		
Precincts Reporting	1	100.0 %	
Times Counted	65/69	94.2 %	
Total Votes	56		
<b>YES</b>	13	23.21%	
<b>NO</b>	43	76.79%	

PROPOSITION 2		Total	
Number of Precincts	1		
Precincts Reporting	1	100.0 %	
Times Counted	65/69	94.2 %	
Total Votes	60		
<b>FOR</b>	32	53.33%	
<b>AGAINST</b>	28	46.67%	

Election Summary Report  
 Box Elder County, Utah  
 General Election  
 November 4, 2008

Date:11/17/08  
 Time:13:21:38  
 Page:1 of 3

Summary For Beaver Dam/Collinston, All Counters, All Races  
 Official Results

Registered Voters 150 - Cards Cast 133 88.67%

Num. Report Precinct 1 - Num. Reporting 1 100.00%

STRAIGHT PARTY			
		Total	
Number of Precincts		1	
Precincts Reporting		1	100.0 %
Times Counted		133/150	88.7 %
Total Votes		21	
<b>REPUBLICAN</b>	REP	19	90.48%
DEMOCRATIC	DEM	2	9.52%
LIBERTARIAN	LIB	0	0.00%
CONSTITUTION	CON	0	0.00%

ATTY GENERAL			
		Total	
Number of Precincts		1	
Precincts Reporting		1	100.0 %
Times Counted		133/150	88.7 %
Total Votes		128	
<b>SHURTLEFF, MARK L.</b>	REP	112	87.50%
HILL, JEAN WELCH	DEM	12	9.38%
McCULLOUGH, W. ANDRE	LIB	4	3.13%
Write-in Votes		0	0.00%

U.S. PRESIDENT			
		Total	
Number of Precincts		1	
Precincts Reporting		1	100.0 %
Times Counted		133/150	88.7 %
Total Votes		133	
<b>McCAIN, JOHN</b>	REP	117	87.97%
OBAMA, BARACK	DEM	13	9.77%
BARR, BOB	LIB	0	0.00%
BALDWIN, CHARLES O	CON	3	2.26%
NADER, RALPH	PF	0	0.00%
LA RIVA, GLORIA	SL	0	0.00%
McKINNEY, CYNTHIA	GRE	0	0.00%
Write-in Votes		0	0.00%

STATE TREASURER			
		Total	
Number of Precincts		1	
Precincts Reporting		1	100.0 %
Times Counted		133/150	88.7 %
Total Votes		121	
<b>ELLIS, RICHARD K.</b>	REP	101	83.47%
CLARK, DICK	DEM	20	16.53%
Write-in Votes		0	0.00%

U. S. HOUSE OF REPRESENTATIVE			
		Total	
Number of Precincts		1	
Precincts Reporting		1	100.0 %
Times Counted		133/150	88.7 %
Total Votes		131	
<b>BISHOP, ROB</b>	REP	109	83.21%
BOWEN, MORGAN	DEM	15	11.45%
BUCHMAN, JOSEPH GEDD	LIB	0	0.00%
PEARSON, KIRK D	CON	7	5.34%
Write-in Votes		0	0.00%

STATE AUDITOR			
		Total	
Number of Precincts		1	
Precincts Reporting		1	100.0 %
Times Counted		133/150	88.7 %
Total Votes		115	
<b>JOHNSON, AUSTON G. 3</b>	REP	93	80.87%
COLLARD, CLARE	DEM	16	13.91%
PROCTOR, RICHARD D	CON	6	5.22%
Write-in Votes		0	0.00%

GOVERNOR			
		Total	
Number of Precincts		1	
Precincts Reporting		1	100.0 %
Times Counted		133/150	88.7 %
Total Votes		132	
<b>HUNTSMAN, JON M. JR</b>	REP	124	93.94%
SPRINGMEYER, BOB	DEM	5	3.79%
SCHANZE, DELL	LIB	3	2.27%
Write-in Votes		0	0.00%

UTAH STATE HOUSE OF REPRESENTATIVES1			
		Total	
Number of Precincts		1	
Precincts Reporting		1	100.0 %
Times Counted		133/150	88.7 %
Total Votes		132	
<b>MENLOVE, RONDA RUDD</b>	REP	113	85.61%
MORGAN, BILLY R.	DEM	19	14.39%
Write-in Votes		0	0.00%

UTAH STATE SCHOOL BOARD OF EDUCATION			
		Total	
Number of Precincts		1	
Precincts Reporting		1	100.0 %
Times Counted		133/150	88.7 %
Total Votes		85	
<b>LOCKE, SHELLY</b>		44	51.76%
ASHLIMAN, SUSIE CAMP		38	44.71%
Write-in Votes		3	3.53%

Election Summary Report  
 Box Elder County, Utah  
 General Election  
 November 4, 2008

Date:11/17/08  
 Time:13:21:38  
 Page:2 of 3

Summary For Beaver Dam/Collinston, All Counters, All Races  
 Official Results

Registered Voters 150 - Cards Cast 133 88.67%

Num. Report Precinct 1 - Num. Reporting 1 100.00%

BOX ELDER COUNTY COMMISSION SEAT C			
		Total	
Number of Precincts		1	
Precincts Reporting		1	100.0 %
Times Counted	133/150	88.7 %	
Total Votes		131	
<b>SHAFFER, BRIAN K.</b>	REP	80	61.07%
ANDERSON, ELI H.	DEM	48	36.64%
PHIPPS, LEE	CON	3	2.29%
Write-in Votes		0	0.00%

Judge GREGORY K. ORME			
		Total	
Number of Precincts		1	
Precincts Reporting		1	100.0 %
Times Counted	133/150	88.7 %	
Total Votes		108	
<b>YES</b>		85	78.70%
<b>NO</b>		23	21.30%

Judge RUSSELL W. BENCH			
		Total	
Number of Precincts		1	
Precincts Reporting		1	100.0 %
Times Counted	133/150	88.7 %	
Total Votes		112	
<b>YES</b>		89	79.46%
<b>NO</b>		23	20.54%

Judge BEN H. HADFIELD			
		Total	
Number of Precincts		1	
Precincts Reporting		1	100.0 %
Times Counted	133/150	88.7 %	
Total Votes		116	
<b>YES</b>		92	79.31%
<b>NO</b>		24	20.69%

Judge JAMES Z. DAVIS			
		Total	
Number of Precincts		1	
Precincts Reporting		1	100.0 %
Times Counted	133/150	88.7 %	
Total Votes		109	
<b>YES</b>		86	78.90%
<b>NO</b>		23	21.10%

Judge THOMAS L. WILLMORE			
		Total	
Number of Precincts		1	
Precincts Reporting		1	100.0 %
Times Counted	133/150	88.7 %	
Total Votes		112	
<b>YES</b>		89	79.46%
<b>NO</b>		23	20.54%

Judge PAMELA T. GREENWOOD			
		Total	
Number of Precincts		1	
Precincts Reporting		1	100.0 %
Times Counted	133/150	88.7 %	
Total Votes		112	
<b>YES</b>		88	78.57%
<b>NO</b>		24	21.43%

Judge LARRY E. JONES			
		Total	
Number of Precincts		1	
Precincts Reporting		1	100.0 %
Times Counted	133/150	88.7 %	
Total Votes		110	
<b>YES</b>		87	79.09%
<b>NO</b>		23	20.91%

Judge CAROLYN B. McHUGH			
		Total	
Number of Precincts		1	
Precincts Reporting		1	100.0 %
Times Counted	133/150	88.7 %	
Total Votes		112	
<b>YES</b>		86	76.79%
<b>NO</b>		26	23.21%

Constitutional Amendment A			
		Total	
Number of Precincts		1	
Precincts Reporting		1	100.0 %
Times Counted	133/150	88.7 %	
Total Votes		123	
<b>YES</b>		96	78.05%
<b>NO</b>		27	21.95%



Election Summary Report  
 Box Elder County, Utah  
 General Election  
 November 4, 2008

Date:11/17/08  
 Time:13:21:38  
 Page:3 of 3

Summary For Beaver Dam/Collinston, All Counters, All Races  
 Official Results

Registered Voters 150 - Cards Cast 133 88.67%

Num. Report Precinct 1 - Num. Reporting 1 100.00%

Constitutional Amendment B		Total
Number of Precincts		1
Precincts Reporting	1	100.0 %
Times Counted	133/150	88.7 %
Total Votes		119
<b>YES</b>	81	68.07%
<b>NO</b>	38	31.93%

Constitutional Amendment C		Total
Number of Precincts		1
Precincts Reporting	1	100.0 %
Times Counted	133/150	88.7 %
Total Votes		121
<b>YES</b>	89	73.55%
<b>NO</b>	32	26.45%

Constitutional Amendment D		Total
Number of Precincts		1
Precincts Reporting	1	100.0 %
Times Counted	133/150	88.7 %
Total Votes		119
<b>YES</b>	95	79.83%
<b>NO</b>	24	20.17%

Constitutional Amendment E		Total
Number of Precincts		1
Precincts Reporting	1	100.0 %
Times Counted	133/150	88.7 %
Total Votes		121
<b>YES</b>	54	44.63%
<b>NO</b>	67	55.37%

PROPOSITION 2		Total
Number of Precincts		1
Precincts Reporting	1	100.0 %
Times Counted	133/150	88.7 %
Total Votes		126
<b>FOR</b>	84	66.67%
<b>AGAINST</b>	42	33.33%

Election Summary Report  
 Box Elder County, Utah  
 General Election  
 November 4, 2008

Date:11/17/08  
 Time:13:21:22  
 Page:1 of 3

Summary For Brigham City 01, All Counters, All Races  
 Official Results

Registered Voters 902 - Cards Cast 723 80.16%

Num. Report Precinct 1 - Num. Reporting 1 100.00%

STRAIGHT PARTY			
		Total	
Number of Precincts		1	
Precincts Reporting		1	100.0 %
Times Counted	723/902	80.2 %	
Total Votes	202		
<b>REPUBLICAN</b>	REP	150	74.26%
DEMOCRATIC	DEM	47	23.27%
LIBERTARIAN	LIB	1	0.50%
CONSTITUTION	CON	4	1.98%

ATTY GENERAL			
		Total	
Number of Precincts		1	
Precincts Reporting		1	100.0 %
Times Counted	723/902	80.2 %	
Total Votes	700		
<b>SHURTLEFF, MARK L.</b>	REP	552	78.86%
HILL, JEAN WELCH	DEM	128	18.29%
McCULLOUGH, W. ANDRE	LIB	20	2.86%
Write-in Votes		0	0.00%

U.S. PRESIDENT			
		Total	
Number of Precincts		1	
Precincts Reporting		1	100.0 %
Times Counted	723/902	80.2 %	
Total Votes	716		
<b>McCAIN, JOHN</b>	REP	519	72.49%
OBAMA, BARACK	DEM	166	23.18%
BARR, BOB	LIB	4	0.56%
BALDWIN, CHARLES O	CON	13	1.82%
NADER, RALPH	PF	4	0.56%
LA RIVA, GLORIA	SL	1	0.14%
McKINNEY, CYNTHIA	GRE	0	0.00%
Write-in Votes		9	1.26%

STATE TREASURER			
		Total	
Number of Precincts		1	
Precincts Reporting		1	100.0 %
Times Counted	723/902	80.2 %	
Total Votes	672		
<b>ELLIS, RICHARD K.</b>	REP	502	74.70%
CLARK, DICK	DEM	170	25.30%
Write-in Votes		0	0.00%

U. S. HOUSE OF REPRESENTATIVE			
		Total	
Number of Precincts		1	
Precincts Reporting		1	100.0 %
Times Counted	723/902	80.2 %	
Total Votes	700		
<b>BISHOP, ROB</b>	REP	532	76.00%
BOWEN, MORGAN	DEM	137	19.57%
BUCHMAN, JOSEPH GEDD	LIB	13	1.86%
PEARSON, KIRK D	CON	17	2.43%
Write-in Votes		1	0.14%

STATE AUDITOR			
		Total	
Number of Precincts		1	
Precincts Reporting		1	100.0 %
Times Counted	723/902	80.2 %	
Total Votes	621		
<b>JOHNSON, AUSTON G. 3</b>	REP	441	71.01%
COLLARD, CLARE	DEM	148	23.83%
PROCTOR, RICHARD D	CON	32	5.15%
Write-in Votes		0	0.00%

GOVERNOR			
		Total	
Number of Precincts		1	
Precincts Reporting		1	100.0 %
Times Counted	723/902	80.2 %	
Total Votes	703		
<b>HUNTSMAN, JON M. JR</b>	REP	604	85.92%
SPRINGMEYER, BOB	DEM	82	11.66%
SCHANZE, DELL	LIB	16	2.28%
Write-in Votes		1	0.14%

UTAH STATE HOUSE OF REPRESENTATIVES2			
		Total	
Number of Precincts		1	
Precincts Reporting		1	100.0 %
Times Counted	723/902	80.2 %	
Total Votes	685		
<b>FERRY, BEN C.</b>	REP	543	79.27%
EDWARDS, TOM	CON	141	20.58%
Write-in Votes		1	0.15%

UTAH STATE SCHOOL BOARD OF EDUCATION			
		Total	
Number of Precincts		1	
Precincts Reporting		1	100.0 %
Times Counted	723/902	80.2 %	
Total Votes	571		
<b>LOCKE, SHELLY</b>		381	66.73%
ASHLIMAN, SUSIE CAMP		182	31.87%
Write-in Votes		8	1.40%

Election Summary Report  
 Box Elder County, Utah  
 General Election  
 November 4, 2008  
 Summary For Brigham City 01, All Counters, All Races  
 Official Results

Date:11/17/08  
 Time:13:21:22  
 Page:2 of 3

Registered Voters 902 - Cards Cast 723 80.16%

Num. Report Precinct 1 - Num. Reporting 1 100.00%

BOX ELDER COUNTY COMMISSION SEAT C			
		Total	
Number of Precincts		1	
Precincts Reporting		1	100.0 %
Times Counted	723/902	80.2 %	
Total Votes		688	
<b>SHAFFER, BRIAN K.</b>	REP	394	57.27%
ANDERSON, ELI H.	DEM	245	35.61%
PHIPPS, LEE	CON	45	6.54%
Write-in Votes		4	0.58%

Judge GREGORY K. ORME			
		Total	
Number of Precincts		1	
Precincts Reporting		1	100.0 %
Times Counted	723/902	80.2 %	
Total Votes		623	
<b>YES</b>		513	82.34%
<b>NO</b>		110	17.66%

Judge RUSSELL W. BENCH			
		Total	
Number of Precincts		1	
Precincts Reporting		1	100.0 %
Times Counted	723/902	80.2 %	
Total Votes		621	
<b>YES</b>		520	83.74%
<b>NO</b>		101	16.26%

Judge BEN H. HADFIELD			
		Total	
Number of Precincts		1	
Precincts Reporting		1	100.0 %
Times Counted	723/902	80.2 %	
Total Votes		668	
<b>YES</b>		557	83.38%
<b>NO</b>		111	16.62%

Judge JAMES Z. DAVIS			
		Total	
Number of Precincts		1	
Precincts Reporting		1	100.0 %
Times Counted	723/902	80.2 %	
Total Votes		613	
<b>YES</b>		507	82.71%
<b>NO</b>		106	17.29%

Judge THOMAS L. WILLMORE			
		Total	
Number of Precincts		1	
Precincts Reporting		1	100.0 %
Times Counted	723/902	80.2 %	
Total Votes		624	
<b>YES</b>		521	83.49%
<b>NO</b>		103	16.51%

Judge PAMELA T. GREENWOOD			
		Total	
Number of Precincts		1	
Precincts Reporting		1	100.0 %
Times Counted	723/902	80.2 %	
Total Votes		624	
<b>YES</b>		523	83.81%
<b>NO</b>		101	16.19%

Judge LARRY E. JONES			
		Total	
Number of Precincts		1	
Precincts Reporting		1	100.0 %
Times Counted	723/902	80.2 %	
Total Votes		625	
<b>YES</b>		526	84.16%
<b>NO</b>		99	15.84%

Judge CAROLYN B. McHUGH			
		Total	
Number of Precincts		1	
Precincts Reporting		1	100.0 %
Times Counted	723/902	80.2 %	
Total Votes		623	
<b>YES</b>		523	83.95%
<b>NO</b>		100	16.05%

Constitutional Amendment A			
		Total	
Number of Precincts		1	
Precincts Reporting		1	100.0 %
Times Counted	723/902	80.2 %	
Total Votes		659	
<b>YES</b>		467	70.86%
<b>NO</b>		192	29.14%

Election Summary Report  
 Box Elder County, Utah  
 General Election  
 November 4, 2008

Date:11/17/08  
 Time:13:21:22  
 Page:3 of 3

Summary For Brigham City 01, All Counters, All Races  
 Official Results

Registered Voters 902 - Cards Cast 723 80.16%

Num. Report Precinct 1 - Num. Reporting 1 100.00%

Constitutional Amendment B		Total
Number of Precincts		1
Precincts Reporting	1	100.0 %
Times Counted	723/902	80.2 %
Total Votes		650
<b>YES</b>	388	59.69%
<b>NO</b>	262	40.31%

Constitutional Amendment C		Total
Number of Precincts		1
Precincts Reporting	1	100.0 %
Times Counted	723/902	80.2 %
Total Votes		660
<b>YES</b>	425	64.39%
<b>NO</b>	235	35.61%

Constitutional Amendment D		Total
Number of Precincts		1
Precincts Reporting	1	100.0 %
Times Counted	723/902	80.2 %
Total Votes		654
<b>YES</b>	495	75.69%
<b>NO</b>	159	24.31%

Constitutional Amendment E		Total
Number of Precincts		1
Precincts Reporting	1	100.0 %
Times Counted	723/902	80.2 %
Total Votes		661
<b>YES</b>	262	39.64%
<b>NO</b>	399	60.36%

PROPOSITION 2		Total
Number of Precincts		1
Precincts Reporting	1	100.0 %
Times Counted	723/902	80.2 %
Total Votes		701
<b>FOR</b>	348	49.64%
<b>AGAINST</b>	353	50.36%

Election Summary Report  
 Box Elder County, Utah  
 General Election  
 November 4, 2008

Date:11/17/08  
 Time:13:21:18  
 Page:1 of 3

Summary For Brigham City 02, All Counters, All Races  
 Official Results

Registered Voters 648 - Cards Cast 436 67.28%

Num. Report Precinct 1 - Num. Reporting 1 100.00%

STRAIGHT PARTY			
		Total	
Number of Precincts		1	
Precincts Reporting		1	100.0 %
Times Counted	436/648	67.3 %	
Total Votes		127	
<b>REPUBLICAN</b>	REP	104	81.89%
DEMOCRATIC	DEM	20	15.75%
LIBERTARIAN	LIB	0	0.00%
CONSTITUTION	CON	3	2.36%

ATTY GENERAL			
		Total	
Number of Precincts		1	
Precincts Reporting		1	100.0 %
Times Counted	436/648	67.3 %	
Total Votes		427	
<b>SHURTLEFF, MARK L.</b>	REP	345	80.80%
HILL, JEAN WELCH	DEM	74	17.33%
McCULLOUGH, W. ANDRE	LIB	8	1.87%
Write-in Votes		0	0.00%

U.S. PRESIDENT			
		Total	
Number of Precincts		1	
Precincts Reporting		1	100.0 %
Times Counted	436/648	67.3 %	
Total Votes		433	
<b>McCAIN, JOHN</b>	REP	332	76.67%
OBAMA, BARACK	DEM	85	19.63%
BARR, BOB	LIB	3	0.69%
BALDWIN, CHARLES O	CON	7	1.62%
NADER, RALPH	PF	3	0.69%
LA RIVA, GLORIA	SL	0	0.00%
McKINNEY, CYNTHIA	GRE	0	0.00%
Write-in Votes		3	0.69%

STATE TREASURER			
		Total	
Number of Precincts		1	
Precincts Reporting		1	100.0 %
Times Counted	436/648	67.3 %	
Total Votes		408	
<b>ELLIS, RICHARD K.</b>	REP	309	75.74%
CLARK, DICK	DEM	99	24.26%
Write-in Votes		0	0.00%

U. S. HOUSE OF REPRESENTATIVE			
		Total	
Number of Precincts		1	
Precincts Reporting		1	100.0 %
Times Counted	436/648	67.3 %	
Total Votes		427	
<b>BISHOP, ROB</b>	REP	335	78.45%
BOWEN, MORGAN	DEM	69	16.16%
BUCHMAN, JOSEPH GEDD	LIB	11	2.58%
PEARSON, KIRK D	CON	12	2.81%
Write-in Votes		0	0.00%

STATE AUDITOR			
		Total	
Number of Precincts		1	
Precincts Reporting		1	100.0 %
Times Counted	436/648	67.3 %	
Total Votes		385	
<b>JOHNSON, AUSTON G. 3</b>	REP	287	74.55%
COLLARD, CLARE	DEM	84	21.82%
PROCTOR, RICHARD D	CON	14	3.64%
Write-in Votes		0	0.00%

GOVERNOR			
		Total	
Number of Precincts		1	
Precincts Reporting		1	100.0 %
Times Counted	436/648	67.3 %	
Total Votes		429	
<b>HUNTSMAN, JON M. JR</b>	REP	384	89.51%
SPRINGMEYER, BOB	DEM	33	7.69%
SCHANZE, DELL	LIB	12	2.80%
Write-in Votes		0	0.00%

UTAH STATE HOUSE OF REPRESENTATIVES2			
		Total	
Number of Precincts		1	
Precincts Reporting		1	100.0 %
Times Counted	436/648	67.3 %	
Total Votes		415	
<b>FERRY, BEN C.</b>	REP	336	80.96%
EDWARDS, TOM	CON	79	19.04%
Write-in Votes		0	0.00%

UTAH STATE SCHOOL BOARD OF EDUCATION			
		Total	
Number of Precincts		1	
Precincts Reporting		1	100.0 %
Times Counted	436/648	67.3 %	
Total Votes		342	
<b>LOCKE, SHELLY</b>		198	57.89%
ASHLIMAN, SUSIE CAMP		142	41.52%
Write-in Votes		2	0.58%

Election Summary Report  
 Box Elder County, Utah  
 General Election  
 November 4, 2008

Date:11/17/08  
 Time:13:21:18  
 Page:2 of 3

Summary For Brigham City 02, All Counters, All Races  
 Official Results

Registered Voters 648 - Cards Cast 436 67.28%

Num. Report Precinct 1 - Num. Reporting 1 100.00%

BOX ELDER COUNTY COMMISSION SEAT C			
		Total	
Number of Precincts		1	
Precincts Reporting		1	100.0 %
Times Counted	436/648	67.3 %	
Total Votes		413	
<b>SHAFFER, BRIAN K.</b>	REP	240	58.11%
ANDERSON, ELI H.	DEM	140	33.90%
PHIPPS, LEE	CON	32	7.75%
Write-in Votes		1	0.24%

Judge GREGORY K. ORME			
		Total	
Number of Precincts		1	
Precincts Reporting		1	100.0 %
Times Counted	436/648	67.3 %	
Total Votes		381	
<b>YES</b>		316	82.94%
<b>NO</b>		65	17.06%

Judge RUSSELL W. BENCH			
		Total	
Number of Precincts		1	
Precincts Reporting		1	100.0 %
Times Counted	436/648	67.3 %	
Total Votes		377	
<b>YES</b>		320	84.88%
<b>NO</b>		57	15.12%

Judge BEN H. HADFIELD			
		Total	
Number of Precincts		1	
Precincts Reporting		1	100.0 %
Times Counted	436/648	67.3 %	
Total Votes		408	
<b>YES</b>		341	83.58%
<b>NO</b>		67	16.42%

Judge JAMES Z. DAVIS			
		Total	
Number of Precincts		1	
Precincts Reporting		1	100.0 %
Times Counted	436/648	67.3 %	
Total Votes		375	
<b>YES</b>		313	83.47%
<b>NO</b>		62	16.53%

Judge THOMAS L. WILLMORE			
		Total	
Number of Precincts		1	
Precincts Reporting		1	100.0 %
Times Counted	436/648	67.3 %	
Total Votes		380	
<b>YES</b>		318	83.68%
<b>NO</b>		62	16.32%

Judge PAMELA T. GREENWOOD			
		Total	
Number of Precincts		1	
Precincts Reporting		1	100.0 %
Times Counted	436/648	67.3 %	
Total Votes		384	
<b>YES</b>		321	83.59%
<b>NO</b>		63	16.41%

Judge LARRY E. JONES			
		Total	
Number of Precincts		1	
Precincts Reporting		1	100.0 %
Times Counted	436/648	67.3 %	
Total Votes		383	
<b>YES</b>		325	84.86%
<b>NO</b>		58	15.14%

Judge CAROLYN B. McHUGH			
		Total	
Number of Precincts		1	
Precincts Reporting		1	100.0 %
Times Counted	436/648	67.3 %	
Total Votes		381	
<b>YES</b>		316	82.94%
<b>NO</b>		65	17.06%

Constitutional Amendment A			
		Total	
Number of Precincts		1	
Precincts Reporting		1	100.0 %
Times Counted	436/648	67.3 %	
Total Votes		402	
<b>YES</b>		314	78.11%
<b>NO</b>		88	21.89%

Election Summary Report  
 Box Elder County, Utah  
 General Election  
 November 4, 2008  
 Summary For Brigham City 02, All Counters, All Races  
 Official Results

Date:11/17/08  
 Time:13:21:18  
 Page:3 of 3

Registered Voters 648 - Cards Cast 436 67.28%

Num. Report Precinct 1 - Num. Reporting 1 100.00%

Constitutional Amendment B		Total
Number of Precincts		1
Precincts Reporting	1	100.0 %
Times Counted	436/648	67.3 %
Total Votes	393	
<b>YES</b>	275	69.97%
<b>NO</b>	118	30.03%

Constitutional Amendment C		Total
Number of Precincts		1
Precincts Reporting	1	100.0 %
Times Counted	436/648	67.3 %
Total Votes	400	
<b>YES</b>	281	70.25%
<b>NO</b>	119	29.75%

Constitutional Amendment D		Total
Number of Precincts		1
Precincts Reporting	1	100.0 %
Times Counted	436/648	67.3 %
Total Votes	398	
<b>YES</b>	325	81.66%
<b>NO</b>	73	18.34%

Constitutional Amendment E		Total
Number of Precincts		1
Precincts Reporting	1	100.0 %
Times Counted	436/648	67.3 %
Total Votes	395	
<b>YES</b>	178	45.06%
<b>NO</b>	217	54.94%

PROPOSITION 2		Total
Number of Precincts		1
Precincts Reporting	1	100.0 %
Times Counted	436/648	67.3 %
Total Votes	428	
<b>FOR</b>	202	47.20%
<b>AGAINST</b>	226	52.80%

Election Summary Report  
 Box Elder County, Utah  
 General Election  
 November 4, 2008

Date:11/17/08  
 Time:13:21:15  
 Page:1 of 3

Summary For Brigham City 03, All Counters, All Races  
 Official Results

Registered Voters 808 - Cards Cast 502 62.13%

Num. Report Precinct 1 - Num. Reporting 1 100.00%

STRAIGHT PARTY		Total	
Number of Precincts		1	
Precincts Reporting		1	100.0 %
Times Counted	502/808	62.1 %	
Total Votes		131	
<b>REPUBLICAN</b>	REP	92	70.23%
DEMOCRATIC	DEM	35	26.72%
LIBERTARIAN	LIB	3	2.29%
CONSTITUTION	CON	1	0.76%

ATTY GENERAL		Total	
Number of Precincts		1	
Precincts Reporting		1	100.0 %
Times Counted	502/808	62.1 %	
Total Votes		490	
<b>SHURTLEFF, MARK L.</b>	REP	358	73.06%
HILL, JEAN WELCH	DEM	102	20.82%
McCULLOUGH, W. ANDRE	LIB	30	6.12%
Write-in Votes		0	0.00%

U.S. PRESIDENT		Total	
Number of Precincts		1	
Precincts Reporting		1	100.0 %
Times Counted	502/808	62.1 %	
Total Votes		502	
<b>McCAIN, JOHN</b>	REP	349	69.52%
OBAMA, BARACK	DEM	124	24.70%
BARR, BOB	LIB	7	1.39%
BALDWIN, CHARLES O	CON	9	1.79%
NADDER, RALPH	PF	6	1.20%
LA RIVA, GLORIA	SL	0	0.00%
McKINNEY, CYNTHIA	GRE	0	0.00%
Write-in Votes		7	1.39%

STATE TREASURER		Total	
Number of Precincts		1	
Precincts Reporting		1	100.0 %
Times Counted	502/808	62.1 %	
Total Votes		468	
<b>ELLIS, RICHARD K.</b>	REP	327	69.87%
CLARK, DICK	DEM	140	29.91%
Write-in Votes		1	0.21%

U. S. HOUSE OF REPRESENTATIVE		Total	
Number of Precincts		1	
Precincts Reporting		1	100.0 %
Times Counted	502/808	62.1 %	
Total Votes		492	
<b>BISHOP, ROB</b>	REP	348	70.73%
BOWEN, MORGAN	DEM	114	23.17%
BUCHMAN, JOSEPH GEDD	LIB	12	2.44%
PEARSON, KIRK D	CON	18	3.66%
Write-in Votes		0	0.00%

STATE AUDITOR		Total	
Number of Precincts		1	
Precincts Reporting		1	100.0 %
Times Counted	502/808	62.1 %	
Total Votes		424	
<b>JOHNSON, AUSTON G. 3</b>	REP	282	66.51%
COLLARD, CLARE	DEM	115	27.12%
PROCTOR, RICHARD D	CON	27	6.37%
Write-in Votes		0	0.00%

GOVERNOR		Total	
Number of Precincts		1	
Precincts Reporting		1	100.0 %
Times Counted	502/808	62.1 %	
Total Votes		496	
<b>HUNTSMAN, JON M. JR</b>	REP	411	82.86%
SPRINGMEYER, BOB	DEM	68	13.71%
SCHANZE, DELL	LIB	17	3.43%
Write-in Votes		0	0.00%

UTAH STATE HOUSE OF REPRESENTATIVES2		Total	
Number of Precincts		1	
Precincts Reporting		1	100.0 %
Times Counted	502/808	62.1 %	
Total Votes		484	
<b>FERRY, BEN C.</b>	REP	335	69.21%
EDWARDS, TOM	CON	149	30.79%
Write-in Votes		0	0.00%

UTAH STATE SCHOOL BOARD OF EDUCATION		Total	
Number of Precincts		1	
Precincts Reporting		1	100.0 %
Times Counted	502/808	62.1 %	
Total Votes		402	
<b>LOCKE, SHELLY</b>		274	68.16%
ASHLIMAN, SUSIE CAMP		125	31.09%
Write-in Votes		3	0.75%



Election Summary Report  
 Box Elder County, Utah  
 General Election  
 November 4, 2008

Date:11/17/08  
 Time:13:21:15  
 Page:2 of 3

Summary For Brigham City 03, All Counters, All Races  
 Official Results

Registered Voters 808 - Cards Cast 502 62.13%

Num. Report Precinct 1 - Num. Reporting 1 100.00%

BOX ELDER COUNTY COMMISSION SEAT C			
		Total	
Number of Precincts		1	
Precincts Reporting		1	100.0 %
Times Counted	502/808	62.1 %	
Total Votes		488	
<b>SHAFFER, BRIAN K.</b>	REP	231	47.34%
ANDERSON, ELI H.	DEM	186	38.11%
PHIPPS, LEE	CON	70	14.34%
Write-in Votes		1	0.20%

Judge GREGORY K. ORME			
		Total	
Number of Precincts		1	
Precincts Reporting		1	100.0 %
Times Counted	502/808	62.1 %	
Total Votes		432	
<b>YES</b>		335	77.55%
<b>NO</b>		97	22.45%

Judge RUSSELL W. BENCH			
		Total	
Number of Precincts		1	
Precincts Reporting		1	100.0 %
Times Counted	502/808	62.1 %	
Total Votes		439	
<b>YES</b>		348	79.27%
<b>NO</b>		91	20.73%

Judge BEN H. HADFIELD			
		Total	
Number of Precincts		1	
Precincts Reporting		1	100.0 %
Times Counted	502/808	62.1 %	
Total Votes		472	
<b>YES</b>		366	77.54%
<b>NO</b>		106	22.46%

Judge JAMES Z. DAVIS			
		Total	
Number of Precincts		1	
Precincts Reporting		1	100.0 %
Times Counted	502/808	62.1 %	
Total Votes		440	
<b>YES</b>		349	79.32%
<b>NO</b>		91	20.68%

Judge THOMAS L. WILLMORE			
		Total	
Number of Precincts		1	
Precincts Reporting		1	100.0 %
Times Counted	502/808	62.1 %	
Total Votes		430	
<b>YES</b>		344	80.00%
<b>NO</b>		86	20.00%

Judge PAMELA T. GREENWOOD			
		Total	
Number of Precincts		1	
Precincts Reporting		1	100.0 %
Times Counted	502/808	62.1 %	
Total Votes		434	
<b>YES</b>		350	80.65%
<b>NO</b>		84	19.35%

Judge LARRY E. JONES			
		Total	
Number of Precincts		1	
Precincts Reporting		1	100.0 %
Times Counted	502/808	62.1 %	
Total Votes		433	
<b>YES</b>		348	80.37%
<b>NO</b>		85	19.63%

Judge CAROLYN B. McHUGH			
		Total	
Number of Precincts		1	
Precincts Reporting		1	100.0 %
Times Counted	502/808	62.1 %	
Total Votes		431	
<b>YES</b>		333	77.26%
<b>NO</b>		98	22.74%

Constitutional Amendment A			
		Total	
Number of Precincts		1	
Precincts Reporting		1	100.0 %
Times Counted	502/808	62.1 %	
Total Votes		461	
<b>YES</b>		326	70.72%
<b>NO</b>		135	29.28%

Election Summary Report  
 Box Elder County, Utah  
 General Election  
 November 4, 2008

Date:11/17/08  
 Time:13:21:15  
 Page:3 of 3

Summary For Brigham City 03, All Counters, All Races  
 Official Results

Registered Voters 808 - Cards Cast 502 62.13%

Num. Report Precinct 1 - Num. Reporting 1 100.00%

Constitutional Amendment B		Total	
Number of Precincts	1		
Precincts Reporting	1	100.0 %	
Times Counted	502/808	62.1 %	
Total Votes	460		
<b>YES</b>	283	61.52%	
<b>NO</b>	177	38.48%	

Constitutional Amendment C		Total	
Number of Precincts	1		
Precincts Reporting	1	100.0 %	
Times Counted	502/808	62.1 %	
Total Votes	463		
<b>YES</b>	293	63.28%	
<b>NO</b>	170	36.72%	

Constitutional Amendment D		Total	
Number of Precincts	1		
Precincts Reporting	1	100.0 %	
Times Counted	502/808	62.1 %	
Total Votes	457		
<b>YES</b>	327	71.55%	
<b>NO</b>	130	28.45%	

Constitutional Amendment E		Total	
Number of Precincts	1		
Precincts Reporting	1	100.0 %	
Times Counted	502/808	62.1 %	
Total Votes	455		
<b>YES</b>	183	40.22%	
<b>NO</b>	272	59.78%	

PROPOSITION 2		Total	
Number of Precincts	1		
Precincts Reporting	1	100.0 %	
Times Counted	502/808	62.1 %	
Total Votes	494		
<b>FOR</b>	262	53.04%	
<b>AGAINST</b>	232	46.96%	

Election Summary Report  
 Box Elder County, Utah  
 General Election  
 November 4, 2008

Date:11/17/08  
 Time:13:21:13  
 Page:1 of 3

Summary For Brigham City 04, All Counters, All Races  
 Official Results

Registered Voters 685 - Cards Cast 427 62.34%

Num. Report Precinct 1 - Num. Reporting 1 100.00%

STRAIGHT PARTY			
		Total	
Number of Precincts		1	
Precincts Reporting		1	100.0 %
Times Counted	427/685	62.3 %	
Total Votes		124	
<b>REPUBLICAN</b>	REP	83	66.94%
DEMOCRATIC	DEM	38	30.65%
LIBERTARIAN	LIB	2	1.61%
CONSTITUTION	CON	1	0.81%

ATTY GENERAL			
		Total	
Number of Precincts		1	
Precincts Reporting		1	100.0 %
Times Counted	427/685	62.3 %	
Total Votes		415	
<b>SHURTLEFF, MARK L.</b>	REP	320	77.11%
HILL, JEAN WELCH	DEM	79	19.04%
McCULLOUGH, W. ANDRE	LIB	16	3.86%
Write-in Votes		0	0.00%

U.S. PRESIDENT			
		Total	
Number of Precincts		1	
Precincts Reporting		1	100.0 %
Times Counted	427/685	62.3 %	
Total Votes		420	
<b>McCAIN, JOHN</b>	REP	280	66.67%
OBAMA, BARACK	DEM	118	28.10%
BARR, BOB	LIB	5	1.19%
BALDWIN, CHARLES O	CON	5	1.19%
NADER, RALPH	PF	5	1.19%
LA RIVA, GLORIA	SL	0	0.00%
McKINNEY, CYNTHIA	GRE	2	0.48%
Write-in Votes		5	1.19%

STATE TREASURER			
		Total	
Number of Precincts		1	
Precincts Reporting		1	100.0 %
Times Counted	427/685	62.3 %	
Total Votes		392	
<b>ELLIS, RICHARD K.</b>	REP	278	70.92%
CLARK, DICK	DEM	113	28.83%
Write-in Votes		1	0.26%

U. S. HOUSE OF REPRESENTATIVE			
		Total	
Number of Precincts		1	
Precincts Reporting		1	100.0 %
Times Counted	427/685	62.3 %	
Total Votes		412	
<b>BISHOP, ROB</b>	REP	303	73.54%
BOWEN, MORGAN	DEM	89	21.60%
BUCHMAN, JOSEPH GEDD	LIB	12	2.91%
PEARSON, KIRK D	CON	8	1.94%
Write-in Votes		0	0.00%

STATE AUDITOR			
		Total	
Number of Precincts		1	
Precincts Reporting		1	100.0 %
Times Counted	427/685	62.3 %	
Total Votes		357	
<b>JOHNSON, AUSTON G. 3</b>	REP	247	69.19%
COLLARD, CLARE	DEM	100	28.01%
PROCTOR, RICHARD D	CON	10	2.80%
Write-in Votes		0	0.00%

GOVERNOR			
		Total	
Number of Precincts		1	
Precincts Reporting		1	100.0 %
Times Counted	427/685	62.3 %	
Total Votes		410	
<b>HUNTSMAN, JON M. JR</b>	REP	344	83.90%
SPRINGMEYER, BOB	DEM	55	13.41%
SCHANZE, DELL	LIB	11	2.68%
Write-in Votes		0	0.00%

UTAH STATE HOUSE OF REPRESENTATIVES2			
		Total	
Number of Precincts		1	
Precincts Reporting		1	100.0 %
Times Counted	427/685	62.3 %	
Total Votes		382	
<b>FERRY, BEN C.</b>	REP	307	80.37%
EDWARDS, TOM	CON	74	19.37%
Write-in Votes		1	0.26%

UTAH STATE SCHOOL BOARD OF EDUCATION			
		Total	
Number of Precincts		1	
Precincts Reporting		1	100.0 %
Times Counted	427/685	62.3 %	
Total Votes		337	
<b>LOCKE, SHELLY</b>		214	63.50%
ASHLIMAN, SUSIE CAMP		121	35.91%
Write-in Votes		2	0.59%

Election Summary Report  
 Box Elder County, Utah  
 General Election  
 November 4, 2008

Date:11/17/08  
 Time:13:21:13  
 Page:2 of 3

Summary For Brigham City 04, All Counters, All Races  
 Official Results

Registered Voters 685 - Cards Cast 427 62.34%

Num. Report Precinct 1 - Num. Reporting 1 100.00%

BOX ELDER COUNTY COMMISSION SEAT C			
		Total	
Number of Precincts		1	
Precincts Reporting		1	100.0 %
Times Counted	427/685	62.3 %	
Total Votes		399	
<b>SHAFFER, BRIAN K.</b>	REP	209	52.38%
ANDERSON, ELI H.	DEM	164	41.10%
PHIPPS, LEE	CON	25	6.27%
Write-in Votes		1	0.25%

Judge GREGORY K. ORME			
		Total	
Number of Precincts		1	
Precincts Reporting		1	100.0 %
Times Counted	427/685	62.3 %	
Total Votes		350	
<b>YES</b>		287	82.00%
<b>NO</b>		63	18.00%

Judge RUSSELL W. BENCH			
		Total	
Number of Precincts		1	
Precincts Reporting		1	100.0 %
Times Counted	427/685	62.3 %	
Total Votes		349	
<b>YES</b>		297	85.10%
<b>NO</b>		52	14.90%

Judge BEN H. HADFIELD			
		Total	
Number of Precincts		1	
Precincts Reporting		1	100.0 %
Times Counted	427/685	62.3 %	
Total Votes		377	
<b>YES</b>		313	83.02%
<b>NO</b>		64	16.98%

Judge JAMES Z. DAVIS			
		Total	
Number of Precincts		1	
Precincts Reporting		1	100.0 %
Times Counted	427/685	62.3 %	
Total Votes		348	
<b>YES</b>		294	84.48%
<b>NO</b>		54	15.52%

Judge THOMAS L. WILLMORE			
		Total	
Number of Precincts		1	
Precincts Reporting		1	100.0 %
Times Counted	427/685	62.3 %	
Total Votes		350	
<b>YES</b>		289	82.57%
<b>NO</b>		61	17.43%

Judge PAMELA T. GREENWOOD			
		Total	
Number of Precincts		1	
Precincts Reporting		1	100.0 %
Times Counted	427/685	62.3 %	
Total Votes		348	
<b>YES</b>		296	85.06%
<b>NO</b>		52	14.94%

Judge LARRY E. JONES			
		Total	
Number of Precincts		1	
Precincts Reporting		1	100.0 %
Times Counted	427/685	62.3 %	
Total Votes		358	
<b>YES</b>		306	85.47%
<b>NO</b>		52	14.53%

Judge CAROLYN B. McHUGH			
		Total	
Number of Precincts		1	
Precincts Reporting		1	100.0 %
Times Counted	427/685	62.3 %	
Total Votes		347	
<b>YES</b>		292	84.15%
<b>NO</b>		55	15.85%

BOX ELDER COUNTY SCHOOL BOARD DIST 5			
		Total	
Number of Precincts		1	
Precincts Reporting		1	100.0 %
Times Counted	427/685	62.3 %	
Total Votes		348	
<b>KENNEDY, NANCY</b>		341	97.99%
Write-in Votes		7	2.01%

Election Summary Report  
 Box Elder County, Utah  
 General Election  
 November 4, 2008

Date:11/17/08  
 Time:13:21:13  
 Page:3 of 3

Summary For Brigham City 04, All Counters, All Races  
 Official Results

Registered Voters 685 - Cards Cast 427 62.34%

Num. Report Precinct 1 - Num. Reporting 1 100.00%

Constitutional Amendment A		Total	
Number of Precincts	1		
Precincts Reporting	1	100.0 %	
Times Counted	427/685	62.3 %	
Total Votes	372		
<b>YES</b>	285	76.61%	
<b>NO</b>	87	23.39%	

PROPOSITION 2		Total	
Number of Precincts	1		
Precincts Reporting	1	100.0 %	
Times Counted	427/685	62.3 %	
Total Votes	406		
<b>FOR</b>	202	49.75%	
<b>AGAINST</b>	204	50.25%	

Constitutional Amendment B		Total	
Number of Precincts	1		
Precincts Reporting	1	100.0 %	
Times Counted	427/685	62.3 %	
Total Votes	364		
<b>YES</b>	210	57.69%	
<b>NO</b>	154	42.31%	

Constitutional Amendment C		Total	
Number of Precincts	1		
Precincts Reporting	1	100.0 %	
Times Counted	427/685	62.3 %	
Total Votes	362		
<b>YES</b>	236	65.19%	
<b>NO</b>	126	34.81%	

Constitutional Amendment D		Total	
Number of Precincts	1		
Precincts Reporting	1	100.0 %	
Times Counted	427/685	62.3 %	
Total Votes	358		
<b>YES</b>	275	76.82%	
<b>NO</b>	83	23.18%	

Constitutional Amendment E		Total	
Number of Precincts	1		
Precincts Reporting	1	100.0 %	
Times Counted	427/685	62.3 %	
Total Votes	372		
<b>YES</b>	141	37.90%	
<b>NO</b>	231	62.10%	

Election Summary Report  
 Box Elder County, Utah  
 General Election  
 November 4, 2008

Date:11/17/08  
 Time:13:21:10  
 Page:1 of 3

Summary For Brigham City 05, All Counters, All Races  
 Official Results

Registered Voters 619 - Cards Cast 365 58.97%

Num. Report Precinct 1 - Num. Reporting 1 100.00%

STRAIGHT PARTY			
		Total	
Number of Precincts		1	
Precincts Reporting		1	100.0 %
Times Counted	365/619	59.0 %	
Total Votes		95	
<b>REPUBLICAN</b>	REP	68	71.58%
DEMOCRATIC	DEM	25	26.32%
LIBERTARIAN	LIB	1	1.05%
CONSTITUTION	CON	1	1.05%

ATTY GENERAL			
		Total	
Number of Precincts		1	
Precincts Reporting		1	100.0 %
Times Counted	365/619	59.0 %	
Total Votes		350	
<b>SHURTLEFF, MARK L.</b>	REP	274	78.29%
HILL, JEAN WELCH	DEM	63	18.00%
McCULLOUGH, W. ANDRE	LIB	12	3.43%
Write-in Votes		1	0.29%

U.S. PRESIDENT			
		Total	
Number of Precincts		1	
Precincts Reporting		1	100.0 %
Times Counted	365/619	59.0 %	
Total Votes		362	
<b>McCAIN, JOHN</b>	REP	253	69.89%
OBAMA, BARACK	DEM	101	27.90%
BARR, BOB	LIB	2	0.55%
BALDWIN, CHARLES O	CON	0	0.00%
NADER, RALPH	PF	3	0.83%
LA RIVA, GLORIA	SL	0	0.00%
McKINNEY, CYNTHIA	GRE	2	0.55%
Write-in Votes		1	0.28%

STATE TREASURER			
		Total	
Number of Precincts		1	
Precincts Reporting		1	100.0 %
Times Counted	365/619	59.0 %	
Total Votes		335	
<b>ELLIS, RICHARD K.</b>	REP	245	73.13%
CLARK, DICK	DEM	89	26.57%
Write-in Votes		1	0.30%

U. S. HOUSE OF REPRESENTATIVE			
		Total	
Number of Precincts		1	
Precincts Reporting		1	100.0 %
Times Counted	365/619	59.0 %	
Total Votes		351	
<b>BISHOP, ROB</b>	REP	265	75.50%
BOWEN, MORGAN	DEM	72	20.51%
BUCHMAN, JOSEPH GEDD	LIB	9	2.56%
PEARSON, KIRK D	CON	5	1.42%
Write-in Votes		0	0.00%

STATE AUDITOR			
		Total	
Number of Precincts		1	
Precincts Reporting		1	100.0 %
Times Counted	365/619	59.0 %	
Total Votes		315	
<b>JOHNSON, AUSTON G. 3</b>	REP	228	72.38%
COLLARD, CLARE	DEM	80	25.40%
PROCTOR, RICHARD D	CON	7	2.22%
Write-in Votes		0	0.00%

GOVERNOR			
		Total	
Number of Precincts		1	
Precincts Reporting		1	100.0 %
Times Counted	365/619	59.0 %	
Total Votes		351	
<b>HUNTSMAN, JON M. JR</b>	REP	303	86.32%
SPRINGMEYER, BOB	DEM	31	8.83%
SCHANZE, DELL	LIB	17	4.84%
Write-in Votes		0	0.00%

UTAH STATE HOUSE OF REPRESENTATIVES2			
		Total	
Number of Precincts		1	
Precincts Reporting		1	100.0 %
Times Counted	365/619	59.0 %	
Total Votes		341	
<b>FERRY, BEN C.</b>	REP	278	81.52%
EDWARDS, TOM	CON	63	18.48%
Write-in Votes		0	0.00%

UTAH STATE SCHOOL BOARD OF EDUCATION			
		Total	
Number of Precincts		1	
Precincts Reporting		1	100.0 %
Times Counted	365/619	59.0 %	
Total Votes		307	
<b>LOCKE, SHELLY</b>		200	65.15%
ASHIJMAN, SUSIE CAMP		103	33.55%
Write-in Votes		4	1.30%

Election Summary Report  
 Box Elder County, Utah  
 General Election  
 November 4, 2008

Date:11/17/08  
 Time:13:21:10  
 Page:2 of 3

Summary For Brigham City 05, All Counters, All Races  
 Official Results

Registered Voters 619 - Cards Cast 365 58.97%

Num. Report Precinct 1 - Num. Reporting 1 100.00%

BOX ELDER COUNTY COMMISSION SEAT C			
		Total	
Number of Precincts		1	
Precincts Reporting		1	100.0 %
Times Counted	365/619	59.0 %	
Total Votes		343	
<b>SHAFFER, BRIAN K.</b>	REP	188	54.81%
ANDERSON, ELI H.	DEM	142	41.40%
PHIPPS, LEE	CON	13	3.79%
Write-in Votes		0	0.00%

Judge GREGORY K. ORME			
		Total	
Number of Precincts		1	
Precincts Reporting		1	100.0 %
Times Counted	365/619	59.0 %	
Total Votes		324	
<b>YES</b>		284	87.65%
<b>NO</b>		40	12.35%

Judge RUSSELL W. BENCH			
		Total	
Number of Precincts		1	
Precincts Reporting		1	100.0 %
Times Counted	365/619	59.0 %	
Total Votes		324	
<b>YES</b>		285	87.96%
<b>NO</b>		39	12.04%

Judge BEN H. HADFIELD			
		Total	
Number of Precincts		1	
Precincts Reporting		1	100.0 %
Times Counted	365/619	59.0 %	
Total Votes		336	
<b>YES</b>		285	84.82%
<b>NO</b>		51	15.18%

Judge JAMES Z. DAVIS			
		Total	
Number of Precincts		1	
Precincts Reporting		1	100.0 %
Times Counted	365/619	59.0 %	
Total Votes		319	
<b>YES</b>		276	86.52%
<b>NO</b>		43	13.48%

Judge THOMAS L. WILLMORE			
		Total	
Number of Precincts		1	
Precincts Reporting		1	100.0 %
Times Counted	365/619	59.0 %	
Total Votes		321	
<b>YES</b>		274	85.36%
<b>NO</b>		47	14.64%

Judge PAMELA T. GREENWOOD			
		Total	
Number of Precincts		1	
Precincts Reporting		1	100.0 %
Times Counted	365/619	59.0 %	
Total Votes		323	
<b>YES</b>		286	88.54%
<b>NO</b>		37	11.46%

Judge LARRY E. JONES			
		Total	
Number of Precincts		1	
Precincts Reporting		1	100.0 %
Times Counted	365/619	59.0 %	
Total Votes		325	
<b>YES</b>		282	86.77%
<b>NO</b>		43	13.23%

Judge CAROLYN B. McHUGH			
		Total	
Number of Precincts		1	
Precincts Reporting		1	100.0 %
Times Counted	365/619	59.0 %	
Total Votes		321	
<b>YES</b>		275	85.67%
<b>NO</b>		46	14.33%

BOX ELDER COUNTY SCHOOL BOARD DIST 5			
		Total	
Number of Precincts		1	
Precincts Reporting		1	100.0 %
Times Counted	365/619	59.0 %	
Total Votes		330	
<b>KENNEDY, NANCY</b>		323	97.88%
Write-in Votes		7	2.12%

Election Summary Report  
 Box Elder County, Utah  
 General Election  
 November 4, 2008

Date:11/17/08  
 Time:13:21:10  
 Page:3 of 3

Summary For Brigham City 05, All Counters, All Races  
 Official Results

Registered Voters 619 - Cards Cast 365 58.97%

Num. Report Precinct 1 - Num. Reporting 1 100.00%

Constitutional Amendment A		Total
Number of Precincts	1	
Precincts Reporting	1	100.0 %
Times Counted	365/619	59.0 %
Total Votes	339	
<b>YES</b>	249	73.45%
<b>NO</b>	90	26.55%

PROPOSITION 2		Total
Number of Precincts	1	
Precincts Reporting	1	100.0 %
Times Counted	365/619	59.0 %
Total Votes	359	
<b>FOR</b>	199	55.43%
<b>AGAINST</b>	160	44.57%

Constitutional Amendment B		Total
Number of Precincts	1	
Precincts Reporting	1	100.0 %
Times Counted	365/619	59.0 %
Total Votes	340	
<b>YES</b>	214	62.94%
<b>NO</b>	126	37.06%

Constitutional Amendment C		Total
Number of Precincts	1	
Precincts Reporting	1	100.0 %
Times Counted	365/619	59.0 %
Total Votes	338	
<b>YES</b>	231	68.34%
<b>NO</b>	107	31.66%

Constitutional Amendment D		Total
Number of Precincts	1	
Precincts Reporting	1	100.0 %
Times Counted	365/619	59.0 %
Total Votes	337	
<b>YES</b>	246	73.00%
<b>NO</b>	91	27.00%

Constitutional Amendment E		Total
Number of Precincts	1	
Precincts Reporting	1	100.0 %
Times Counted	365/619	59.0 %
Total Votes	332	
<b>YES</b>	118	35.54%
<b>NO</b>	214	64.46%



Election Summary Report  
 Box Elder County, Utah  
 General Election  
 November 4, 2008

Date:11/17/08  
 Time:13:21:08  
 Page:1 of 3

Summary For Brigham City 06, All Counters, All Races  
 Official Results

Registered Voters 679 - Cards Cast 504 74.23%

Num. Report Precinct 1 - Num. Reporting 1 100.00%

STRAIGHT PARTY			
		Total	
Number of Precincts		1	
Precincts Reporting		1	100.0 %
Times Counted	504/679	74.2 %	
Total Votes		138	
<b>REPUBLICAN</b>	REP	127	92.03%
DEMOCRATIC	DEM	10	7.25%
LIBERTARIAN	LIB	0	0.00%
CONSTITUTION	CON	1	0.72%

ATTY GENERAL			
		Total	
Number of Precincts		1	
Precincts Reporting		1	100.0 %
Times Counted	504/679	74.2 %	
Total Votes		494	
<b>SHURTLEFF, MARK L.</b>	REP	423	85.63%
HILL, JEAN WELCH	DEM	61	12.35%
McCULLOUGH, W. ANDRE	LIB	10	2.02%
Write-in Votes		0	0.00%

U.S. PRESIDENT			
		Total	
Number of Precincts		1	
Precincts Reporting		1	100.0 %
Times Counted	504/679	74.2 %	
Total Votes		503	
<b>McCAIN, JOHN</b>	REP	416	82.70%
OBAMA, BARACK	DEM	73	14.51%
BARR, BOB	LIB	2	0.40%
BALDWIN, CHARLES O	CON	5	0.99%
NADER, RALPH	PF	3	0.60%
LA RIVA, GLORIA	SL	0	0.00%
McKINNEY, CYNTHIA	GRE	0	0.00%
Write-in Votes		4	0.80%

STATE TREASURER			
		Total	
Number of Precincts		1	
Precincts Reporting		1	100.0 %
Times Counted	504/679	74.2 %	
Total Votes		476	
<b>ELLIS, RICHARD K.</b>	REP	396	83.19%
CLARK, DICK	DEM	80	16.81%
Write-in Votes		0	0.00%

U. S. HOUSE OF REPRESENTATIVE			
		Total	
Number of Precincts		1	
Precincts Reporting		1	100.0 %
Times Counted	504/679	74.2 %	
Total Votes		496	
<b>BISHOP, ROB</b>	REP	417	84.07%
BOWEN, MORGAN	DEM	61	12.30%
BUCHMAN, JOSEPH GEDD	LIB	6	1.21%
PEARSON, KIRK D	CON	12	2.42%
Write-in Votes		0	0.00%

STATE AUDITOR			
		Total	
Number of Precincts		1	
Precincts Reporting		1	100.0 %
Times Counted	504/679	74.2 %	
Total Votes		439	
<b>JOHNSON, AUSTON G. 3</b>	REP	357	81.32%
COLLARD, CLARE	DEM	70	15.95%
PROCTOR, RICHARD D	CON	12	2.73%
Write-in Votes		0	0.00%

GOVERNOR			
		Total	
Number of Precincts		1	
Precincts Reporting		1	100.0 %
Times Counted	504/679	74.2 %	
Total Votes		496	
<b>HUNTSMAN, JON M. JR</b>	REP	448	90.32%
SPRINGMEYER, BOB	DEM	34	6.85%
SCHANZE, DELL	LIB	13	2.62%
Write-in Votes		1	0.20%

UTAH STATE HOUSE OF REPRESENTATIVES2			
		Total	
Number of Precincts		1	
Precincts Reporting		1	100.0 %
Times Counted	504/679	74.2 %	
Total Votes		486	
<b>FERRY, BEN C.</b>	REP	410	84.36%
EDWARDS, TOM	CON	74	15.23%
Write-in Votes		2	0.41%

UTAH STATE SCHOOL BOARD OF EDUCATION			
		Total	
Number of Precincts		1	
Precincts Reporting		1	100.0 %
Times Counted	504/679	74.2 %	
Total Votes		402	
<b>LOCKE, SHELLY</b>		246	61.19%
ASHLIMAN, SUSIE CAMP		155	38.56%
Write-in Votes		1	0.25%

Election Summary Report  
 Box Elder County, Utah  
 General Election  
 November 4, 2008

Date:11/17/08  
 Time:13:21:08  
 Page:2 of 3

Summary For Brigham City 06, All Counters, All Races  
 Official Results

Registered Voters 679 - Cards Cast 504 74.23%

Num. Report Precinct 1 - Num. Reporting 1 100.00%

BOX ELDER COUNTY COMMISSION SEAT C			
		Total	
Number of Precincts		1	
Precincts Reporting		1	100.0 %
Times Counted	504/679	74.2 %	
Total Votes		488	
<b>SHAFFER, BRIAN K.</b>	REP	321	65.78%
ANDERSON, ELI H.	DEM	142	29.10%
PHIPPS, LEE	CON	24	4.92%
Write-in Votes		1	0.20%

Judge GREGORY K. ORME			
		Total	
Number of Precincts		1	
Precincts Reporting		1	100.0 %
Times Counted	504/679	74.2 %	
Total Votes		442	
<b>YES</b>		384	86.88%
<b>NO</b>		58	13.12%

Judge RUSSELL W. BENCH			
		Total	
Number of Precincts		1	
Precincts Reporting		1	100.0 %
Times Counted	504/679	74.2 %	
Total Votes		446	
<b>YES</b>		377	84.53%
<b>NO</b>		69	15.47%

Judge BEN H. HADFIELD			
		Total	
Number of Precincts		1	
Precincts Reporting		1	100.0 %
Times Counted	504/679	74.2 %	
Total Votes		476	
<b>YES</b>		418	87.82%
<b>NO</b>		58	12.18%

Judge JAMES Z. DAVIS			
		Total	
Number of Precincts		1	
Precincts Reporting		1	100.0 %
Times Counted	504/679	74.2 %	
Total Votes		445	
<b>YES</b>		373	83.82%
<b>NO</b>		72	16.18%

Judge THOMAS L. WILLMORE			
		Total	
Number of Precincts		1	
Precincts Reporting		1	100.0 %
Times Counted	504/679	74.2 %	
Total Votes		442	
<b>YES</b>		381	86.20%
<b>NO</b>		61	13.80%

Judge PAMELA T. GREENWOOD			
		Total	
Number of Precincts		1	
Precincts Reporting		1	100.0 %
Times Counted	504/679	74.2 %	
Total Votes		443	
<b>YES</b>		383	86.46%
<b>NO</b>		60	13.54%

Judge LARRY E. JONES			
		Total	
Number of Precincts		1	
Precincts Reporting		1	100.0 %
Times Counted	504/679	74.2 %	
Total Votes		444	
<b>YES</b>		384	86.49%
<b>NO</b>		60	13.51%

Judge CAROLYN B. McHUGH			
		Total	
Number of Precincts		1	
Precincts Reporting		1	100.0 %
Times Counted	504/679	74.2 %	
Total Votes		442	
<b>YES</b>		376	85.07%
<b>NO</b>		66	14.93%

BOX ELDER COUNTY SCHOOL BOARD DIST 5			
		Total	
Number of Precincts		1	
Precincts Reporting		1	100.0 %
Times Counted	504/679	74.2 %	
Total Votes		456	
<b>KENNEDY, NANCY</b>		451	98.90%
Write-in Votes		5	1.10%

Election Summary Report  
 Box Elder County, Utah  
 General Election  
 November 4, 2008

Date:11/17/08  
 Time:13:21:08  
 Page:3 of 3

Summary For Brigham City 06, All Counters, All Races  
 Official Results

Registered Voters 679 - Cards Cast 504 74.23%

Num. Report Precinct 1 - Num. Reporting 1 100.00%

Constitutional Amendment A		Total	
Number of Precincts	1		
Precincts Reporting	1	100.0 %	
Times Counted	504/679	74.2 %	
Total Votes	460		
<b>YES</b>	358	77.83%	
<b>NO</b>	102	22.17%	

PROPOSITION 2		Total	
Number of Precincts	1		
Precincts Reporting	1	100.0 %	
Times Counted	504/679	74.2 %	
Total Votes	497		
<b>FOR</b>	225	45.27%	
<b>AGAINST</b>	272	54.73%	

Constitutional Amendment B		Total	
Number of Precincts	1		
Precincts Reporting	1	100.0 %	
Times Counted	504/679	74.2 %	
Total Votes	460		
<b>YES</b>	312	67.83%	
<b>NO</b>	148	32.17%	

Constitutional Amendment C		Total	
Number of Precincts	1		
Precincts Reporting	1	100.0 %	
Times Counted	504/679	74.2 %	
Total Votes	462		
<b>YES</b>	329	71.21%	
<b>NO</b>	133	28.79%	

Constitutional Amendment D		Total	
Number of Precincts	1		
Precincts Reporting	1	100.0 %	
Times Counted	504/679	74.2 %	
Total Votes	460		
<b>YES</b>	362	78.70%	
<b>NO</b>	98	21.30%	

Constitutional Amendment E		Total	
Number of Precincts	1		
Precincts Reporting	1	100.0 %	
Times Counted	504/679	74.2 %	
Total Votes	464		
<b>YES</b>	218	46.98%	
<b>NO</b>	246	53.02%	

Election Summary Report  
 Box Elder County, Utah  
 General Election  
 November 4, 2008

Date:11/17/08  
 Time:13:21:04  
 Page:1 of 3

Summary For Brigham City 07, All Counters, All Races  
 Official Results

Registered Voters 794 - Cards Cast 508 63.98%

Num. Report Precinct 1 - Num. Reporting 1 100.00%

STRAIGHT PARTY			
		Total	
Number of Precincts		1	
Precincts Reporting		1	100.0 %
Times Counted		508/794	64.0 %
Total Votes		168	
<b>REPUBLICAN</b>	REP	127	75.60%
DEMOCRATIC	DEM	35	20.83%
LIBERTARIAN	LIB	1	0.60%
CONSTITUTION	CON	5	2.98%

ATTY GENERAL			
		Total	
Number of Precincts		1	
Precincts Reporting		1	100.0 %
Times Counted		508/794	64.0 %
Total Votes		493	
<b>SHURTLEFF, MARK L.</b>	REP	400	81.14%
HILL, JEAN WELCH	DEM	82	16.63%
McCULLOUGH, W. ANDRE	LIB	11	2.23%
Write-in Votes		0 0.00%	

U.S. PRESIDENT			
		Total	
Number of Precincts		1	
Precincts Reporting		1	100.0 %
Times Counted		508/794	64.0 %
Total Votes		504	
<b>McCAIN, JOHN</b>	REP	389	77.18%
OBAMA, BARACK	DEM	99	19.64%
BARR, BOB	LIB	3	0.60%
BALDWIN, CHARLES O	CON	4	0.79%
NADER, RALPH	PF	4	0.79%
LA RIVA, GLORIA	SL	0	0.00%
McKINNEY, CYNTHIA	GRE	0	0.00%
Write-in Votes		5 0.99%	

STATE TREASURER			
		Total	
Number of Precincts		1	
Precincts Reporting		1	100.0 %
Times Counted		508/794	64.0 %
Total Votes		476	
<b>ELLIS, RICHARD K.</b>	REP	362	76.05%
CLARK, DICK	DEM	114	23.95%
Write-in Votes		0 0.00%	

U. S. HOUSE OF REPRESENTATIVE			
		Total	
Number of Precincts		1	
Precincts Reporting		1	100.0 %
Times Counted		508/794	64.0 %
Total Votes		497	
<b>BISHOP, ROB</b>	REP	406	81.69%
BOWEN, MORGAN	DEM	77	15.49%
BUCHMAN, JOSEPH GEDD	LIB	3	0.60%
PEARSON, KIRK D	CON	11	2.21%
Write-in Votes		0 0.00%	

STATE AUDITOR			
		Total	
Number of Precincts		1	
Precincts Reporting		1	100.0 %
Times Counted		508/794	64.0 %
Total Votes		442	
<b>JOHNSON, AUSTON G. 3</b>	REP	328	74.21%
COLLARD, CLARE	DEM	94	21.27%
PROCTOR, RICHARD D	CON	20	4.52%
Write-in Votes		0 0.00%	

GOVERNOR			
		Total	
Number of Precincts		1	
Precincts Reporting		1	100.0 %
Times Counted		508/794	64.0 %
Total Votes		494	
<b>HUNTSMAN, JON M. JR</b>	REP	425	86.03%
SPRINGMEYER, BOB	DEM	57	11.54%
SCHANZE, DELL	LIB	12	2.43%
Write-in Votes		0 0.00%	

UTAH STATE HOUSE OF REPRESENTATIVES2			
		Total	
Number of Precincts		1	
Precincts Reporting		1	100.0 %
Times Counted		508/794	64.0 %
Total Votes		479	
<b>FERRY, BEN C.</b>	REP	399	83.30%
EDWARDS, TOM	CON	80	16.70%
Write-in Votes		0 0.00%	

UTAH STATE SCHOOL BOARD OF EDUCATION			
		Total	
Number of Precincts		1	
Precincts Reporting		1	100.0 %
Times Counted		508/794	64.0 %
Total Votes		416	
<b>LOCKE, SHELLY</b>		266	63.94%
ASHLIMAN, SUSIE CAMP		147	35.34%
Write-in Votes		3 0.72%	

Election Summary Report  
 Box Elder County, Utah  
 General Election  
 November 4, 2008  
 Summary For Brigham City 07, All Counters, All Races  
 Official Results

Date:11/17/08  
 Time:13:21:04  
 Page:2 of 3

Registered Voters 794 - Cards Cast 508 63.98%

Num. Report Precinct 1 - Num. Reporting 1 100.00%

BOX ELDER COUNTY COMMISSION SEAT C			
		Total	
Number of Precincts		1	
Precincts Reporting		1	100.0 %
Times Counted	508/794	64.0 %	
Total Votes		492	
<b>SHAFFER, BRIAN K.</b>	REP	310	63.01%
ANDERSON, ELI H.	DEM	160	32.52%
PHIPPS, LEE	CON	22	4.47%
Write-in Votes		0	0.00%

Judge GREGORY K. ORME			
		Total	
Number of Precincts		1	
Precincts Reporting		1	100.0 %
Times Counted	508/794	64.0 %	
Total Votes		458	
<b>YES</b>		386	84.28%
<b>NO</b>		72	15.72%

Judge RUSSELL W. BENCH			
		Total	
Number of Precincts		1	
Precincts Reporting		1	100.0 %
Times Counted	508/794	64.0 %	
Total Votes		452	
<b>YES</b>		380	84.07%
<b>NO</b>		72	15.93%

Judge BEN H. HADFIELD			
		Total	
Number of Precincts		1	
Precincts Reporting		1	100.0 %
Times Counted	508/794	64.0 %	
Total Votes		485	
<b>YES</b>		426	87.84%
<b>NO</b>		59	12.16%

Judge JAMES Z. DAVIS			
		Total	
Number of Precincts		1	
Precincts Reporting		1	100.0 %
Times Counted	508/794	64.0 %	
Total Votes		453	
<b>YES</b>		384	84.77%
<b>NO</b>		69	15.23%

Judge THOMAS L. WILLMORE			
		Total	
Number of Precincts		1	
Precincts Reporting		1	100.0 %
Times Counted	508/794	64.0 %	
Total Votes		455	
<b>YES</b>		380	83.52%
<b>NO</b>		75	16.48%

Judge PAMELA T. GREENWOOD			
		Total	
Number of Precincts		1	
Precincts Reporting		1	100.0 %
Times Counted	508/794	64.0 %	
Total Votes		456	
<b>YES</b>		384	84.21%
<b>NO</b>		72	15.79%

Judge LARRY E. JONES			
		Total	
Number of Precincts		1	
Precincts Reporting		1	100.0 %
Times Counted	508/794	64.0 %	
Total Votes		458	
<b>YES</b>		389	84.93%
<b>NO</b>		69	15.07%

Judge CAROLYN B. McHUGH			
		Total	
Number of Precincts		1	
Precincts Reporting		1	100.0 %
Times Counted	508/794	64.0 %	
Total Votes		452	
<b>YES</b>		378	83.63%
<b>NO</b>		74	16.37%

BOX ELDER COUNTY SCHOOL BOARD DIST 5			
		Total	
Number of Precincts		1	
Precincts Reporting		1	100.0 %
Times Counted	508/794	64.0 %	
Total Votes		461	
<b>KENNEDY, NANCY</b>		457	99.13%
Write-in Votes		4	0.87%

Election Summary Report  
 Box Elder County, Utah  
 General Election  
 November 4, 2008

Date:11/17/08  
 Time:13:21:04  
 Page:3 of 3

Summary For Brigham City 07, All Counters, All Races  
 Official Results

Registered Voters 794 - Cards Cast 508 63.98%

Num. Report Precinct 1 - Num. Reporting 1 100.00%

Constitutional Amendment A		Total
Number of Precincts		1
Precincts Reporting	1	100.0 %
Times Counted	508/794	64.0 %
Total Votes		465
<b>YES</b>	356	76.56%
<b>NO</b>	109	23.44%

PROPOSITION 2		Total
Number of Precincts		1
Precincts Reporting	1	100.0 %
Times Counted	508/794	64.0 %
Total Votes		495
<b>FOR</b>	236	47.68%
<b>AGAINST</b>	259	52.32%

Constitutional Amendment B		Total
Number of Precincts		1
Precincts Reporting	1	100.0 %
Times Counted	508/794	64.0 %
Total Votes		459
<b>YES</b>	307	66.88%
<b>NO</b>	152	33.12%

Constitutional Amendment C		Total
Number of Precincts		1
Precincts Reporting	1	100.0 %
Times Counted	508/794	64.0 %
Total Votes		469
<b>YES</b>	330	70.36%
<b>NO</b>	139	29.64%

Constitutional Amendment D		Total
Number of Precincts		1
Precincts Reporting	1	100.0 %
Times Counted	508/794	64.0 %
Total Votes		460
<b>YES</b>	359	78.04%
<b>NO</b>	101	21.96%

Constitutional Amendment E		Total
Number of Precincts		1
Precincts Reporting	1	100.0 %
Times Counted	508/794	64.0 %
Total Votes		465
<b>YES</b>	204	43.87%
<b>NO</b>	261	56.13%

Election Summary Report  
 Box Elder County, Utah  
 General Election  
 November 4, 2008

Date:11/17/08  
 Time:13:20:55  
 Page:1 of 3

Summary For Brigham City 08, All Counters, All Races  
 Official Results

Registered Voters 637 - Cards Cast 389 61.07%

Num. Report Precinct 1 - Num. Reporting 1 100.00%

STRAIGHT PARTY			
		Total	
Number of Precincts		1	
Precincts Reporting		1	100.0 %
Times Counted		389/637	61.1 %
Total Votes		127	
<b>REPUBLICAN</b>	REP	87	68.50%
DEMOCRATIC	DEM	35	27.56%
LIBERTARIAN	LIB	2	1.57%
CONSTITUTION	CON	3	2.36%

ATTY GENERAL			
		Total	
Number of Precincts		1	
Precincts Reporting		1	100.0 %
Times Counted		389/637	61.1 %
Total Votes		376	
<b>SHURTLEFF, MARK L.</b>	REP	294	78.19%
HILL, JEAN WELCH	DEM	64	17.02%
McCULLOUGH, W. ANDRE	LIB	18	4.79%
Write-in Votes		0	0.00%

U.S. PRESIDENT			
		Total	
Number of Precincts		1	
Precincts Reporting		1	100.0 %
Times Counted		389/637	61.1 %
Total Votes		386	
<b>McCAIN, JOHN</b>	REP	278	72.02%
OBAMA, BARACK	DEM	97	25.13%
BARR, BOB	LIB	1	0.26%
BALDWIN, CHARLES O	CON	4	1.04%
NADER, RALPH	PF	1	0.26%
LA RIVA, GLORIA	SL	0	0.00%
McKINNEY, CYNTHIA	GRE	2	0.52%
Write-in Votes		3	0.78%

STATE TREASURER			
		Total	
Number of Precincts		1	
Precincts Reporting		1	100.0 %
Times Counted		389/637	61.1 %
Total Votes		369	
<b>ELLIS, RICHARD K.</b>	REP	266	72.09%
CLARK, DICK	DEM	103	27.91%
Write-in Votes		0	0.00%

U. S. HOUSE OF REPRESENTATIVE			
		Total	
Number of Precincts		1	
Precincts Reporting		1	100.0 %
Times Counted		389/637	61.1 %
Total Votes		380	
<b>BISHOP, ROB</b>	REP	288	75.79%
BOWEN, MORGAN	DEM	79	20.79%
BUCHMAN, JOSEPH GEDD	LIB	7	1.84%
PEARSON, KIRK D	CON	6	1.58%
Write-in Votes		0	0.00%

STATE AUDITOR			
		Total	
Number of Precincts		1	
Precincts Reporting		1	100.0 %
Times Counted		389/637	61.1 %
Total Votes		337	
<b>JOHNSON, AUSTON G. 3</b>	REP	241	71.51%
COLLARD, CLARE	DEM	83	24.63%
PROCTOR, RICHARD D	CON	13	3.86%
Write-in Votes		0	0.00%

GOVERNOR			
		Total	
Number of Precincts		1	
Precincts Reporting		1	100.0 %
Times Counted		389/637	61.1 %
Total Votes		378	
<b>HUNTSMAN, JON M. JR</b>	REP	319	84.39%
SPRINGMEYER, BOB	DEM	48	12.70%
SCHANZE, DELL	LIB	10	2.65%
Write-in Votes		1	0.26%

UTAH STATE HOUSE OF REPRESENTATIVES2			
		Total	
Number of Precincts		1	
Precincts Reporting		1	100.0 %
Times Counted		389/637	61.1 %
Total Votes		358	
<b>FERRY, BEN C.</b>	REP	288	80.45%
EDWARDS, TOM	CON	70	19.55%
Write-in Votes		0	0.00%

UTAH STATE SCHOOL BOARD OF EDUCATION			
		Total	
Number of Precincts		1	
Precincts Reporting		1	100.0 %
Times Counted		389/637	61.1 %
Total Votes		304	
<b>LOCKE, SHELLY</b>		186	61.18%
ASHLIMAN, SUSIE CAMP		115	37.83%
Write-in Votes		3	0.99%

Election Summary Report  
 Box Elder County, Utah  
 General Election  
 November 4, 2008

Date:11/17/08  
 Time:13:20:55  
 Page:2 of 3

Summary For Brigham City 08, All Counters, All Races  
 Official Results

Registered Voters 637 - Cards Cast 389 61.07%

Num. Report Precinct 1 - Num. Reporting 1 100.00%

BOX ELDER COUNTY COMMISSION			
SEAT C			
	Total		
Number of Precincts	1		
Precincts Reporting	1	100.0 %	
Times Counted	389/637	61.1 %	
Total Votes	378		
<b>SHAFFER, BRIAN K.</b>	REP	214	56.61%
<b>ANDERSON, ELI H.</b>	DEM	144	38.10%
<b>PHIPPS, LEE</b>	CON	20	5.29%
Write-in Votes	0	0.00%	

Judge GREGORY K. ORME			
	Total		
Number of Precincts	1		
Precincts Reporting	1	100.0 %	
Times Counted	389/637	61.1 %	
Total Votes	334		
<b>YES</b>		287	85.93%
<b>NO</b>		47	14.07%

Judge RUSSELL W. BENCH			
	Total		
Number of Precincts	1		
Precincts Reporting	1	100.0 %	
Times Counted	389/637	61.1 %	
Total Votes	330		
<b>YES</b>		289	87.58%
<b>NO</b>		41	12.42%

Judge BEN H. HADFIELD			
	Total		
Number of Precincts	1		
Precincts Reporting	1	100.0 %	
Times Counted	389/637	61.1 %	
Total Votes	366		
<b>YES</b>		306	83.61%
<b>NO</b>		60	16.39%

Judge JAMES Z. DAVIS			
	Total		
Number of Precincts	1		
Precincts Reporting	1	100.0 %	
Times Counted	389/637	61.1 %	
Total Votes	327		
<b>YES</b>		288	88.07%
<b>NO</b>		39	11.93%

Judge THOMAS L. WILLMORE			
	Total		
Number of Precincts	1		
Precincts Reporting	1	100.0 %	
Times Counted	389/637	61.1 %	
Total Votes	342		
<b>YES</b>		297	86.84%
<b>NO</b>		45	13.16%

Judge PAMELA T. GREENWOOD			
	Total		
Number of Precincts	1		
Precincts Reporting	1	100.0 %	
Times Counted	389/637	61.1 %	
Total Votes	337		
<b>YES</b>		298	88.43%
<b>NO</b>		39	11.57%

Judge LARRY E. JONES			
	Total		
Number of Precincts	1		
Precincts Reporting	1	100.0 %	
Times Counted	389/637	61.1 %	
Total Votes	337		
<b>YES</b>		292	86.65%
<b>NO</b>		45	13.35%

Judge CAROLYN B. McHUGH			
	Total		
Number of Precincts	1		
Precincts Reporting	1	100.0 %	
Times Counted	389/637	61.1 %	
Total Votes	334		
<b>YES</b>		291	87.13%
<b>NO</b>		43	12.87%

BOX ELDER COUNTY SCHOOL BOARD DIST 5			
	Total		
Number of Precincts	1		
Precincts Reporting	1	100.0 %	
Times Counted	389/637	61.1 %	
Total Votes	340		
<b>KENNEDY, NANCY</b>		338	99.41%
Write-in Votes	2	0.59%	



Election Summary Report  
 Box Elder County, Utah  
 General Election  
 November 4, 2008

Date:11/17/08  
 Time:13:20:55  
 Page:3 of 3

Summary For Brigham City 08, All Counters, All Races  
 Official Results

Registered Voters 637 - Cards Cast 389 61.07%

Num. Report Precinct 1 - Num. Reporting 1 100.00%

Constitutional Amendment A		Total	
Number of Precincts	1		
Precincts Reporting	1	100.0 %	
Times Counted	389/637	61.1 %	
Total Votes	365		
<b>YES</b>	249	68.22%	
<b>NO</b>	116	31.78%	

PROPOSITION 2		Total	
Number of Precincts	1		
Precincts Reporting	1	100.0 %	
Times Counted	389/637	61.1 %	
Total Votes	379		
<b>FOR</b>	188	49.60%	
<b>AGAINST</b>	191	50.40%	

Constitutional Amendment B		Total	
Number of Precincts	1		
Precincts Reporting	1	100.0 %	
Times Counted	389/637	61.1 %	
Total Votes	358		
<b>YES</b>	210	58.66%	
<b>NO</b>	148	41.34%	

Constitutional Amendment C		Total	
Number of Precincts	1		
Precincts Reporting	1	100.0 %	
Times Counted	389/637	61.1 %	
Total Votes	363		
<b>YES</b>	237	65.29%	
<b>NO</b>	126	34.71%	

Constitutional Amendment D		Total	
Number of Precincts	1		
Precincts Reporting	1	100.0 %	
Times Counted	389/637	61.1 %	
Total Votes	360		
<b>YES</b>	265	73.61%	
<b>NO</b>	95	26.39%	

Constitutional Amendment E		Total	
Number of Precincts	1		
Precincts Reporting	1	100.0 %	
Times Counted	389/637	61.1 %	
Total Votes	361		
<b>YES</b>	142	39.34%	
<b>NO</b>	219	60.66%	

Election Summary Report  
 Box Elder County, Utah  
 General Election  
 November 4, 2008

Date:11/17/08  
 Time:13:20:51  
 Page:1 of 3

Summary For Brigham City 09, All Counters, All Races  
 Official Results

Registered Voters 751 - Cards Cast 556 74.03%

Num. Report Precinct 1 - Num. Reporting 1 100.00%

STRAIGHT PARTY			
			Total
Number of Precincts			1
Precincts Reporting		1 100.0 %	
Times Counted	556/751	74.0 %	
Total Votes			137
<b>REPUBLICAN</b>	REP	110	80.29%
DEMOCRATIC	DEM	25	18.25%
LIBERTARIAN	LIB	1	0.73%
CONSTITUTION	CON	1	0.73%

ATTY GENERAL			
			Total
Number of Precincts			1
Precincts Reporting		1 100.0 %	
Times Counted	556/751	74.0 %	
Total Votes			535
<b>SHURTLEFF, MARK L.</b>	REP	416	77.76%
HILL, JEAN WELCH	DEM	98	18.32%
McCULLOUGH, W. ANDRE	LIB	21	3.93%
Write-in Votes		0	0.00%

U.S. PRESIDENT			
			Total
Number of Precincts			1
Precincts Reporting		1 100.0 %	
Times Counted	556/751	74.0 %	
Total Votes			552
<b>McCAIN, JOHN</b>	REP	436	78.99%
OBAMA, BARACK	DEM	95	17.21%
BARR, BOB	LIB	2	0.36%
BALDWIN, CHARLES O	CON	9	1.63%
NADER, RALPH	PF	3	0.54%
LA RIVA, GLORIA	SL	0	0.00%
McKINNEY, CYNTHIA	GRE	3	0.54%
Write-in Votes		4	0.72%

STATE TREASURER			
			Total
Number of Precincts			1
Precincts Reporting		1 100.0 %	
Times Counted	556/751	74.0 %	
Total Votes			515
<b>ELLIS, RICHARD K.</b>	REP	377	73.20%
CLARK, DICK	DEM	138	26.80%
Write-in Votes		0	0.00%

U. S. HOUSE OF REPRESENTATIVE			
			Total
Number of Precincts			1
Precincts Reporting		1 100.0 %	
Times Counted	556/751	74.0 %	
Total Votes			543
<b>BISHOP, ROB</b>	REP	438	80.66%
BOWEN, MORGAN	DEM	89	16.39%
BUCHMAN, JOSEPH GEDD	LIB	5	0.92%
PEARSON, KIRK D	CON	11	2.03%
Write-in Votes		0	0.00%

STATE AUDITOR			
			Total
Number of Precincts			1
Precincts Reporting		1 100.0 %	
Times Counted	556/751	74.0 %	
Total Votes			474
<b>JOHNSON, AUSTON G. 3</b>	REP	356	75.11%
COLLARD, CLARE	DEM	97	20.46%
PROCTOR, RICHARD D	CON	21	4.43%
Write-in Votes		0	0.00%

GOVERNOR			
			Total
Number of Precincts			1
Precincts Reporting		1 100.0 %	
Times Counted	556/751	74.0 %	
Total Votes			548
<b>HUNTSMAN, JON M. JR</b>	REP	483	88.14%
SPRINGMEYER, BOB	DEM	47	8.58%
SCHANZE, DELL	LIB	16	2.92%
Write-in Votes		2	0.36%

UTAH STATE HOUSE OF REPRESENTATIVES2			
			Total
Number of Precincts			1
Precincts Reporting		1 100.0 %	
Times Counted	556/751	74.0 %	
Total Votes			527
<b>FERRY, BEN C.</b>	REP	432	81.97%
EDWARDS, TOM	CON	95	18.03%
Write-in Votes		0	0.00%

UTAH STATE SCHOOL BOARD OF EDUCATION			
			Total
Number of Precincts			1
Precincts Reporting		1 100.0 %	
Times Counted	556/751	74.0 %	
Total Votes			449
<b>LOCKE, SHELLY</b>		268	59.69%
ASHLIMAN, SUSIE CAMP		179	39.87%
Write-in Votes		2	0.45%

Election Summary Report  
 Box Elder County, Utah  
 General Election  
 November 4, 2008

Date:11/17/08  
 Time:13:20:51  
 Page:2 of 3

Summary For Brigham City 09, All Counters, All Races  
 Official Results

Registered Voters 751 - Cards Cast 556 74.03%

Num. Report Precinct 1 - Num. Reporting 1 100.00%

BOX ELDER COUNTY COMMISSION SEAT C			
		Total	
Number of Precincts	1		
Precincts Reporting	1	100.0 %	
Times Counted	556/751	74.0 %	
Total Votes	530		
<b>SHAFFER, BRIAN K.</b>	REP	316	59.62%
<b>ANDERSON, ELI H.</b>	DEM	187	35.28%
<b>PHIPPS, LEE</b>	CON	27	5.09%
Write-in Votes		0	0.00%

Judge GREGORY K. ORME			
		Total	
Number of Precincts	1		
Precincts Reporting	1	100.0 %	
Times Counted	556/751	74.0 %	
Total Votes	476		
<b>YES</b>		412	86.55%
<b>NO</b>		64	13.45%

Judge RUSSELL W. BENCH			
		Total	
Number of Precincts	1		
Precincts Reporting	1	100.0 %	
Times Counted	556/751	74.0 %	
Total Votes	480		
<b>YES</b>		424	88.33%
<b>NO</b>		56	11.67%

Judge BEN H. HADFIELD			
		Total	
Number of Precincts	1		
Precincts Reporting	1	100.0 %	
Times Counted	556/751	74.0 %	
Total Votes	522		
<b>YES</b>		468	89.66%
<b>NO</b>		54	10.34%

Judge JAMES Z. DAVIS			
		Total	
Number of Precincts	1		
Precincts Reporting	1	100.0 %	
Times Counted	556/751	74.0 %	
Total Votes	474		
<b>YES</b>		416	87.76%
<b>NO</b>		58	12.24%

Judge THOMAS L. WILLMORE			
		Total	
Number of Precincts	1		
Precincts Reporting	1	100.0 %	
Times Counted	556/751	74.0 %	
Total Votes	475		
<b>YES</b>		410	86.32%
<b>NO</b>		65	13.68%

Judge PAMELA T. GREENWOOD			
		Total	
Number of Precincts	1		
Precincts Reporting	1	100.0 %	
Times Counted	556/751	74.0 %	
Total Votes	477		
<b>YES</b>		410	85.95%
<b>NO</b>		67	14.05%

Judge LARRY E. JONES			
		Total	
Number of Precincts	1		
Precincts Reporting	1	100.0 %	
Times Counted	556/751	74.0 %	
Total Votes	486		
<b>YES</b>		420	86.42%
<b>NO</b>		66	13.58%

Judge CAROLYN B. McHUGH			
		Total	
Number of Precincts	1		
Precincts Reporting	1	100.0 %	
Times Counted	556/751	74.0 %	
Total Votes	474		
<b>YES</b>		405	85.44%
<b>NO</b>		69	14.56%

BOX ELDER COUNTY SCHOOL BOARD DIST 6			
		Total	
Number of Precincts	1		
Precincts Reporting	1	100.0 %	
Times Counted	556/751	74.0 %	
Total Votes	501		
<b>JONES, EVE I</b>		175	34.93%
<b>SMITH, BRYAN DEE</b>		325	64.87%
Write-in Votes		1	0.20%

Election Summary Report  
 Box Elder County, Utah  
 General Election  
 November 4, 2008

Date:11/17/08  
 Time:13:20:51  
 Page:3 of 3

Summary For Brigham City 09, All Counters, All Races  
 Official Results

Registered Voters 751 - Cards Cast 556 74.03%

Num. Report Precinct 1 - Num. Reporting 1 100.00%

Constitutional Amendment A		Total	
Number of Precincts	1		
Precincts Reporting	1	100.0 %	
Times Counted	556/751	74.0 %	
Total Votes	520		
<b>YES</b>	370	71.15%	
<b>NO</b>	150	28.85%	

PROPOSITION 2		Total	
Number of Precincts	1		
Precincts Reporting	1	100.0 %	
Times Counted	556/751	74.0 %	
Total Votes	543		
<b>FOR</b>	260	47.88%	
<b>AGAINST</b>	283	52.12%	

Constitutional Amendment B		Total	
Number of Precincts	1		
Precincts Reporting	1	100.0 %	
Times Counted	556/751	74.0 %	
Total Votes	509		
<b>YES</b>	323	63.46%	
<b>NO</b>	186	36.54%	

Constitutional Amendment C		Total	
Number of Precincts	1		
Precincts Reporting	1	100.0 %	
Times Counted	556/751	74.0 %	
Total Votes	516		
<b>YES</b>	350	67.83%	
<b>NO</b>	166	32.17%	

Constitutional Amendment D		Total	
Number of Precincts	1		
Precincts Reporting	1	100.0 %	
Times Counted	556/751	74.0 %	
Total Votes	508		
<b>YES</b>	391	76.97%	
<b>NO</b>	117	23.03%	

Constitutional Amendment E		Total	
Number of Precincts	1		
Precincts Reporting	1	100.0 %	
Times Counted	556/751	74.0 %	
Total Votes	510		
<b>YES</b>	198	38.82%	
<b>NO</b>	312	61.18%	

Election Summary Report  
 Box Elder County, Utah  
 General Election  
 November 4, 2008

Date:11/17/08  
 Time:13:20:32  
 Page:1 of 3

Summary For Brigham City 10, All Counters, All Races  
 Official Results

Registered Voters 794 - Cards Cast 557 70.15%

Num. Report Precinct 1 - Num. Reporting 1 100.00%

STRAIGHT PARTY			
		Total	
Number of Precincts		1	
Precincts Reporting		1	100.0 %
Times Counted	557/794	70.2 %	
Total Votes		166	
<b>REPUBLICAN</b>	REP	141	84.94%
DEMOCRATIC	DEM	19	11.45%
LIBERTARIAN	LIB	4	2.41%
CONSTITUTION	CON	2	1.20%

ATTY GENERAL			
		Total	
Number of Precincts		1	
Precincts Reporting		1	100.0 %
Times Counted	557/794	70.2 %	
Total Votes		540	
<b>SHURTLEFF, MARK L.</b>	REP	444	82.22%
HILL, JEAN WELCH	DEM	83	15.37%
McCULLOUGH, W. ANDRE	LIB	13	2.41%
Write-in Votes		0	0.00%

U.S. PRESIDENT			
		Total	
Number of Precincts		1	
Precincts Reporting		1	100.0 %
Times Counted	557/794	70.2 %	
Total Votes		552	
<b>McCAIN, JOHN</b>	REP	433	78.44%
OBAMA, BARACK	DEM	105	19.02%
BARR, BOB	LIB	2	0.36%
BALDWIN, CHARLES O	CON	5	0.91%
NADER, RALPH	PF	2	0.36%
LA RIVA, GLORIA	SL	0	0.00%
McKINNEY, CYNTHIA	GRE	0	0.00%
Write-in Votes		5	0.91%

STATE TREASURER			
		Total	
Number of Precincts		1	
Precincts Reporting		1	100.0 %
Times Counted	557/794	70.2 %	
Total Votes		520	
<b>ELLIS, RICHARD K.</b>	REP	413	79.42%
CLARK, DICK	DEM	107	20.58%
Write-in Votes		0	0.00%

U. S. HOUSE OF REPRESENTATIVE			
		Total	
Number of Precincts		1	
Precincts Reporting		1	100.0 %
Times Counted	557/794	70.2 %	
Total Votes		545	
<b>BISHOP, ROB</b>	REP	453	83.12%
BOWEN, MORGAN	DEM	83	15.23%
BUCHMAN, JOSEPH GEDD	LIB	4	0.73%
PEARSON, KIRK D	CON	5	0.92%
Write-in Votes		0	0.00%

STATE AUDITOR			
		Total	
Number of Precincts		1	
Precincts Reporting		1	100.0 %
Times Counted	557/794	70.2 %	
Total Votes		482	
<b>JOHNSON, AUSTON G. 3</b>	REP	367	76.14%
COLLARD, CLARE	DEM	101	20.95%
PROCTOR, RICHARD D	CON	14	2.90%
Write-in Votes		0	0.00%

GOVERNOR			
		Total	
Number of Precincts		1	
Precincts Reporting		1	100.0 %
Times Counted	557/794	70.2 %	
Total Votes		545	
<b>HUNTSMAN, JON M. JR</b>	REP	489	89.72%
SPRINGMEYER, BOB	DEM	43	7.89%
SCHANZE, DELL	LIB	13	2.39%
Write-in Votes		0	0.00%

UTAH STATE HOUSE OF REPRESENTATIVES2			
		Total	
Number of Precincts		1	
Precincts Reporting		1	100.0 %
Times Counted	557/794	70.2 %	
Total Votes		533	
<b>FERRY, BEN C.</b>	REP	441	82.74%
EDWARDS, TOM	CON	89	16.70%
Write-in Votes		3	0.56%

UTAH STATE SCHOOL BOARD OF EDUCATION			
		Total	
Number of Precincts		1	
Precincts Reporting		1	100.0 %
Times Counted	557/794	70.2 %	
Total Votes		441	
<b>LOCKE, SHELLY</b>		302	68.48%
ASHLIMAN, SUSIE CAMP		137	31.07%
Write-in Votes		2	0.45%

Election Summary Report  
 Box Elder County, Utah  
 General Election  
 November 4, 2008

Date:11/17/08  
 Time:13:20:32  
 Page:2 of 3

Summary For Brigham City 10, All Counters, All Races  
 Official Results

Registered Voters 794 - Cards Cast 557 70.15%

Num. Report Precinct 1 - Num. Reporting 1 100.00%

BOX ELDER COUNTY COMMISSION SEAT C			
		Total	
Number of Precincts		1	
Precincts Reporting		1	100.0 %
Times Counted		557/794	70.2 %
Total Votes		540	
<b>SHAFFER, BRIAN K.</b>	REP	369	68.33%
ANDERSON, ELI H.	DEM	145	26.85%
PHIPPS, LEE	CON	26	4.81%
Write-in Votes		0	0.00%

Judge GREGORY K. ORME			
		Total	
Number of Precincts		1	
Precincts Reporting		1	100.0 %
Times Counted		557/794	70.2 %
Total Votes		485	
<b>YES</b>		397	81.86%
<b>NO</b>		88	18.14%

Judge RUSSELL W. BENCH			
		Total	
Number of Precincts		1	
Precincts Reporting		1	100.0 %
Times Counted		557/794	70.2 %
Total Votes		490	
<b>YES</b>		409	83.47%
<b>NO</b>		81	16.53%

Judge BEN H. HADFIELD			
		Total	
Number of Precincts		1	
Precincts Reporting		1	100.0 %
Times Counted		557/794	70.2 %
Total Votes		529	
<b>YES</b>		434	82.04%
<b>NO</b>		95	17.96%

Judge JAMES Z. DAVIS			
		Total	
Number of Precincts		1	
Precincts Reporting		1	100.0 %
Times Counted		557/794	70.2 %
Total Votes		490	
<b>YES</b>		409	83.47%
<b>NO</b>		81	16.53%

Judge THOMAS L. WILLMORE			
		Total	
Number of Precincts		1	
Precincts Reporting		1	100.0 %
Times Counted		557/794	70.2 %
Total Votes		481	
<b>YES</b>		407	84.62%
<b>NO</b>		74	15.38%

Judge PAMELA T. GREENWOOD			
		Total	
Number of Precincts		1	
Precincts Reporting		1	100.0 %
Times Counted		557/794	70.2 %
Total Votes		482	
<b>YES</b>		402	83.40%
<b>NO</b>		80	16.60%

Judge LARRY E. JONES			
		Total	
Number of Precincts		1	
Precincts Reporting		1	100.0 %
Times Counted		557/794	70.2 %
Total Votes		488	
<b>YES</b>		401	82.17%
<b>NO</b>		87	17.83%

Judge CAROLYN B. McHUGH			
		Total	
Number of Precincts		1	
Precincts Reporting		1	100.0 %
Times Counted		557/794	70.2 %
Total Votes		483	
<b>YES</b>		393	81.37%
<b>NO</b>		90	18.63%

BOX ELDER COUNTY SCHOOL BOARD DIST 6			
		Total	
Number of Precincts		1	
Precincts Reporting		1	100.0 %
Times Counted		557/794	70.2 %
Total Votes		498	
JONES, EVE I		228	45.78%
<b>SMITH, BRYAN DEE</b>		269	54.02%
Write-in Votes		1	0.20%

Election Summary Report  
 Box Elder County, Utah  
 General Election  
 November 4, 2008

Date:11/17/08  
 Time:13:20:32  
 Page:3 of 3

Summary For Brigham City 10, All Counters, All Races  
 Official Results

Registered Voters 794 - Cards Cast 557 70.15%

Num. Report Precinct 1 - Num. Reporting 1 100.00%

Constitutional Amendment A		Total	
Number of Precincts	1		
Precincts Reporting	1	100.0 %	
Times Counted	557/794	70.2 %	
Total Votes	506		
<b>YES</b>	389	76.88%	
<b>NO</b>	117	23.12%	

PROPOSITION 2		Total	
Number of Precincts	1		
Precincts Reporting	1	100.0 %	
Times Counted	557/794	70.2 %	
Total Votes	544		
<b>FOR</b>	219	40.26%	
<b>AGAINST</b>	325	59.74%	

Constitutional Amendment B		Total	
Number of Precincts	1		
Precincts Reporting	1	100.0 %	
Times Counted	557/794	70.2 %	
Total Votes	506		
<b>YES</b>	344	67.98%	
<b>NO</b>	162	32.02%	

Constitutional Amendment C		Total	
Number of Precincts	1		
Precincts Reporting	1	100.0 %	
Times Counted	557/794	70.2 %	
Total Votes	504		
<b>YES</b>	345	68.45%	
<b>NO</b>	159	31.55%	

Constitutional Amendment D		Total	
Number of Precincts	1		
Precincts Reporting	1	100.0 %	
Times Counted	557/794	70.2 %	
Total Votes	494		
<b>YES</b>	379	76.72%	
<b>NO</b>	115	23.28%	

Constitutional Amendment E		Total	
Number of Precincts	1		
Precincts Reporting	1	100.0 %	
Times Counted	557/794	70.2 %	
Total Votes	508		
<b>YES</b>	238	46.85%	
<b>NO</b>	270	53.15%	

Election Summary Report  
 Box Elder County, Utah  
 General Election  
 November 4, 2008

Date: 11/17/08  
 Time: 13:20:20  
 Page: 1 of 3

Summary For Brigham City 11, All Counters, All Races  
 Official Results

Registered Voters 702 - Cards Cast 522 74.36%

Num. Report Precinct 1 - Num. Reporting 1 100.00%

STRAIGHT PARTY			
		Total	
Number of Precincts		1	
Precincts Reporting		1	100.0 %
Times Counted		522/702	74.4 %
Total Votes		151	
<b>REPUBLICAN</b>	REP	127	84.11%
DEMOCRATIC	DEM	21	13.91%
LIBERTARIAN	LIB	2	1.32%
CONSTITUTION	CON	1	0.66%

ATTY GENERAL			
		Total	
Number of Precincts		1	
Precincts Reporting		1	100.0 %
Times Counted		522/702	74.4 %
Total Votes		506	
<b>SHURTLEFF, MARK L.</b>	REP	387	76.48%
HILL, JEAN WELCH	DEM	104	20.55%
McCULLOUGH, W. ANDRE	LIB	15	2.96%
Write-in Votes		0	0.00%

U.S. PRESIDENT			
		Total	
Number of Precincts		1	
Precincts Reporting		1	100.0 %
Times Counted		522/702	74.4 %
Total Votes		519	
<b>McCAIN, JOHN</b>	REP	382	73.60%
OBAMA, BARACK	DEM	117	22.54%
BARR, BOB	LIB	4	0.77%
BALDWIN, CHARLES O	CON	4	0.77%
NADER, RALPH	PF	9	1.73%
LA RIVA, GLORIA	SL	0	0.00%
McKINNEY, CYNTHIA	GRE	1	0.19%
Write-in Votes		2	0.39%

STATE TREASURER			
		Total	
Number of Precincts		1	
Precincts Reporting		1	100.0 %
Times Counted		522/702	74.4 %
Total Votes		481	
<b>ELLIS, RICHARD K.</b>	REP	359	74.64%
CLARK, DICK	DEM	122	25.36%
Write-in Votes		0	0.00%

U. S. HOUSE OF REPRESENTATIVE			
		Total	
Number of Precincts		1	
Precincts Reporting		1	100.0 %
Times Counted		522/702	74.4 %
Total Votes		504	
<b>BISHOP, ROB</b>	REP	383	75.99%
BOWEN, MORGAN	DEM	101	20.04%
BUCHMAN, JOSEPH GEDD	LIB	10	1.98%
PEARSON, KIRK D	CON	10	1.98%
Write-in Votes		0	0.00%

STATE AUDITOR			
		Total	
Number of Precincts		1	
Precincts Reporting		1	100.0 %
Times Counted		522/702	74.4 %
Total Votes		449	
<b>JOHNSON, AUSTON G. 3</b>	REP	336	74.83%
COLLARD, CLARE	DEM	102	22.72%
PROCTOR, RICHARD D	CON	11	2.45%
Write-in Votes		0	0.00%

GOVERNOR			
		Total	
Number of Precincts		1	
Precincts Reporting		1	100.0 %
Times Counted		522/702	74.4 %
Total Votes		508	
<b>HUNTSMAN, JON M. JR</b>	REP	436	85.83%
SPRINGMEYER, BOB	DEM	60	11.81%
SCHANZE, DELL	LIB	12	2.36%
Write-in Votes		0	0.00%

UTAH STATE HOUSE OF REPRESENTATIVES2			
		Total	
Number of Precincts		1	
Precincts Reporting		1	100.0 %
Times Counted		522/702	74.4 %
Total Votes		491	
<b>FERRY, BEN C.</b>	REP	394	80.24%
EDWARDS, TOM	CON	95	19.35%
Write-in Votes		2	0.41%

UTAH STATE SCHOOL BOARD OF EDUCATION			
		Total	
Number of Precincts		1	
Precincts Reporting		1	100.0 %
Times Counted		522/702	74.4 %
Total Votes		420	
<b>LOCKE, SHELLY</b>		261	62.14%
ASHLIMAN, SUSIE CAMP		157	37.38%
Write-in Votes		2	0.48%



Election Summary Report  
 Box Elder County, Utah  
 General Election  
 November 4, 2008

Date:11/17/08  
 Time:13:20:20  
 Page:2 of 3

Summary For Brigham City 11, All Counters, All Races  
 Official Results

Registered Voters 702 - Cards Cast 522 74.36%

Num. Report Precinct 1 - Num. Reporting 1 100.00%

BOX ELDER COUNTY COMMISSION SEAT C			
		Total	
Number of Precincts		1	
Precincts Reporting		1	100.0 %
Times Counted	522/702	74.4 %	
Total Votes		500	
<b>SHAFFER, BRIAN K.</b>	REP	318	63.60%
ANDERSON, ELI H.	DEM	146	29.20%
PHIPPS, LEE	CON	35	7.00%
Write-in Votes		1	0.20%

Judge GREGORY K. ORME			
		Total	
Number of Precincts		1	
Precincts Reporting		1	100.0 %
Times Counted	522/702	74.4 %	
Total Votes		443	
<b>YES</b>		375	84.65%
<b>NO</b>		68	15.35%

Judge RUSSELL W. BENCH			
		Total	
Number of Precincts		1	
Precincts Reporting		1	100.0 %
Times Counted	522/702	74.4 %	
Total Votes		450	
<b>YES</b>		388	86.22%
<b>NO</b>		62	13.78%

Judge BEN H. HADFIELD			
		Total	
Number of Precincts		1	
Precincts Reporting		1	100.0 %
Times Counted	522/702	74.4 %	
Total Votes		477	
<b>YES</b>		408	85.53%
<b>NO</b>		69	14.47%

Judge JAMES Z. DAVIS			
		Total	
Number of Precincts		1	
Precincts Reporting		1	100.0 %
Times Counted	522/702	74.4 %	
Total Votes		449	
<b>YES</b>		382	85.08%
<b>NO</b>		67	14.92%

Judge THOMAS L. WILLMORE			
		Total	
Number of Precincts		1	
Precincts Reporting		1	100.0 %
Times Counted	522/702	74.4 %	
Total Votes		450	
<b>YES</b>		389	86.44%
<b>NO</b>		61	13.56%

Judge PAMELA T. GREENWOOD			
		Total	
Number of Precincts		1	
Precincts Reporting		1	100.0 %
Times Counted	522/702	74.4 %	
Total Votes		448	
<b>YES</b>		387	86.38%
<b>NO</b>		61	13.62%

Judge LARRY E. JONES			
		Total	
Number of Precincts		1	
Precincts Reporting		1	100.0 %
Times Counted	522/702	74.4 %	
Total Votes		450	
<b>YES</b>		387	86.00%
<b>NO</b>		63	14.00%

Judge CAROLYN B. McHUGH			
		Total	
Number of Precincts		1	
Precincts Reporting		1	100.0 %
Times Counted	522/702	74.4 %	
Total Votes		446	
<b>YES</b>		380	85.20%
<b>NO</b>		66	14.80%

BOX ELDER COUNTY SCHOOL BOARD DIST 6			
		Total	
Number of Precincts		1	
Precincts Reporting		1	100.0 %
Times Counted	522/702	74.4 %	
Total Votes		460	
JONES, EVE I		195	42.39%
<b>SMITH, BRYAN DEE</b>		265	57.61%
Write-in Votes		0	0.00%

Election Summary Report  
 Box Elder County, Utah  
 General Election  
 November 4, 2008

Date:11/17/08  
 Time:13:20:20  
 Page:3 of 3

Summary For Brigham City 11, All Counters, All Races  
 Official Results

Registered Voters 702 - Cards Cast 522 74.36%

Num. Report Precinct 1 - Num. Reporting 1 100.00%

Constitutional Amendment A		Total	
Number of Precincts	1		
Precincts Reporting	1	100.0 %	
Times Counted	522/702	74.4 %	
Total Votes	483		
<b>YES</b>	355	73.50%	
<b>NO</b>	128	26.50%	

PROPOSITION 2		Total	
Number of Precincts	1		
Precincts Reporting	1	100.0 %	
Times Counted	522/702	74.4 %	
Total Votes	517		
<b>FOR</b>	241	46.62%	
<b>AGAINST</b>	276	53.38%	

Constitutional Amendment B		Total	
Number of Precincts	1		
Precincts Reporting	1	100.0 %	
Times Counted	522/702	74.4 %	
Total Votes	478		
<b>YES</b>	312	65.27%	
<b>NO</b>	166	34.73%	

Constitutional Amendment C		Total	
Number of Precincts	1		
Precincts Reporting	1	100.0 %	
Times Counted	522/702	74.4 %	
Total Votes	481		
<b>YES</b>	326	67.78%	
<b>NO</b>	155	32.22%	

Constitutional Amendment D		Total	
Number of Precincts	1		
Precincts Reporting	1	100.0 %	
Times Counted	522/702	74.4 %	
Total Votes	467		
<b>YES</b>	346	74.09%	
<b>NO</b>	121	25.91%	

Constitutional Amendment E		Total	
Number of Precincts	1		
Precincts Reporting	1	100.0 %	
Times Counted	522/702	74.4 %	
Total Votes	480		
<b>YES</b>	209	43.54%	
<b>NO</b>	271	56.46%	

Election Summary Report  
 Box Elder County, Utah  
 General Election  
 November 4, 2008

Date:11/17/08  
 Time:13:20:18  
 Page:1 of 3

Summary For Brigham City 12, All Counters, All Races  
 Official Results

Registered Voters 977 - Cards Cast 649 66.43%

Num. Report Precinct 1 - Num. Reporting 1 100.00%

STRAIGHT PARTY			
		Total	
Number of Precincts		1	
Precincts Reporting		1	100.0 %
Times Counted	649/977	66.4 %	
Total Votes		160	
<b>REPUBLICAN</b>	REP	131	81.88%
DEMOCRATIC	DEM	19	11.88%
LIBERTARIAN	LIB	5	3.13%
CONSTITUTION	CON	5	3.13%

ATTY GENERAL			
		Total	
Number of Precincts		1	
Precincts Reporting		1	100.0 %
Times Counted	649/977	66.4 %	
Total Votes		622	
<b>SHURTLEFF, MARK L.</b>	REP	492	79.10%
HILL, JEAN WELCH	DEM	101	16.24%
McCULLOUGH, W. ANDRE	LIB	28	4.50%
Write-in Votes		1	0.16%

U.S. PRESIDENT			
		Total	
Number of Precincts		1	
Precincts Reporting		1	100.0 %
Times Counted	649/977	66.4 %	
Total Votes		645	
<b>McCAIN, JOHN</b>	REP	491	76.12%
OBAMA, BARACK	DEM	121	18.76%
BARR, BOB	LIB	9	1.40%
BALDWIN, CHARLES O	CON	12	1.86%
NADER, RALPH	PF	4	0.62%
LA RIVA, GLORIA	SL	0	0.00%
McKINNEY, CYNTHIA	GRE	2	0.31%
Write-in Votes		6	0.93%

STATE TREASURER			
		Total	
Number of Precincts		1	
Precincts Reporting		1	100.0 %
Times Counted	649/977	66.4 %	
Total Votes		588	
<b>ELLIS, RICHARD K.</b>	REP	462	78.57%
CLARK, DICK	DEM	125	21.26%
Write-in Votes		1	0.17%

U. S. HOUSE OF REPRESENTATIVE			
		Total	
Number of Precincts		1	
Precincts Reporting		1	100.0 %
Times Counted	649/977	66.4 %	
Total Votes		632	
<b>BISHOP, ROB</b>	REP	520	82.28%
BOWEN, MORGAN	DEM	80	12.66%
BUCHMAN, JOSEPH GEDD	LIB	10	1.58%
PEARSON, KIRK D	CON	22	3.48%
Write-in Votes		0	0.00%

STATE AUDITOR			
		Total	
Number of Precincts		1	
Precincts Reporting		1	100.0 %
Times Counted	649/977	66.4 %	
Total Votes		547	
<b>JOHNSON, AUSTON G. 3</b>	REP	412	75.32%
COLLARD, CLARE	DEM	107	19.56%
PROCTOR, RICHARD D	CON	28	5.12%
Write-in Votes		0	0.00%

GOVERNOR			
		Total	
Number of Precincts		1	
Precincts Reporting		1	100.0 %
Times Counted	649/977	66.4 %	
Total Votes		632	
<b>HUNTSMAN, JON M. JR</b>	REP	545	86.23%
SPRINGMEYER, BOB	DEM	60	9.49%
SCHANZE, DELL	LIB	25	3.96%
Write-in Votes		2	0.32%

UTAH STATE HOUSE OF REPRESENTATIVES2			
		Total	
Number of Precincts		1	
Precincts Reporting		1	100.0 %
Times Counted	649/977	66.4 %	
Total Votes		608	
<b>FERRY, BEN C.</b>	REP	497	81.74%
EDWARDS, TOM	CON	111	18.26%
Write-in Votes		0	0.00%

UTAH STATE SCHOOL BOARD OF EDUCATION			
		Total	
Number of Precincts		1	
Precincts Reporting		1	100.0 %
Times Counted	649/977	66.4 %	
Total Votes		504	
<b>LOCKE, SHELLY</b>		319	63.29%
ASHLIMAN, SUSIE CAMP		181	35.91%
Write-in Votes		4	0.79%

Election Summary Report  
 Box Elder County, Utah  
 General Election  
 November 4, 2008

Date:11/17/08  
 Time:13:20:18  
 Page:2 of 3

Summary For Brigham City 12, All Counters, All Races  
 Official Results

Registered Voters 977 - Cards Cast 649 66.43%

Num. Report Precinct 1 - Num, Reporting 1 100.00%

BOX ELDER COUNTY COMMISSION SEAT C			
		Total	
Number of Precincts		1	
Precincts Reporting		1	100.0 %
Times Counted	649/977	66.4 %	
Total Votes		614	
<b>SHAFFER, BRIAN K.</b>	REP	380	61.89%
ANDERSON, ELI H.	DEM	193	31.43%
PHIPPS, LEE	CON	40	6.51%
Write-in Votes		1	0.16%

Judge GREGORY K. ORME			
		Total	
Number of Precincts		1	
Precincts Reporting		1	100.0 %
Times Counted	649/977	66.4 %	
Total Votes		558	
<b>YES</b>		465	83.33%
<b>NO</b>		93	16.67%

Judge RUSSELL W. BENCH			
		Total	
Number of Precincts		1	
Precincts Reporting		1	100.0 %
Times Counted	649/977	66.4 %	
Total Votes		564	
<b>YES</b>		476	84.40%
<b>NO</b>		88	15.60%

Judge BEN H. HADFIELD			
		Total	
Number of Precincts		1	
Precincts Reporting		1	100.0 %
Times Counted	649/977	66.4 %	
Total Votes		603	
<b>YES</b>		510	84.58%
<b>NO</b>		93	15.42%

Judge JAMES Z. DAVIS			
		Total	
Number of Precincts		1	
Precincts Reporting		1	100.0 %
Times Counted	649/977	66.4 %	
Total Votes		565	
<b>YES</b>		473	83.72%
<b>NO</b>		92	16.28%

Judge THOMAS L. WILLMORE			
		Total	
Number of Precincts		1	
Precincts Reporting		1	100.0 %
Times Counted	649/977	66.4 %	
Total Votes		558	
<b>YES</b>		470	84.23%
<b>NO</b>		88	15.77%

Judge PAMELA T. GREENWOOD			
		Total	
Number of Precincts		1	
Precincts Reporting		1	100.0 %
Times Counted	649/977	66.4 %	
Total Votes		558	
<b>YES</b>		474	84.95%
<b>NO</b>		84	15.05%

Judge LARRY E. JONES			
		Total	
Number of Precincts		1	
Precincts Reporting		1	100.0 %
Times Counted	649/977	66.4 %	
Total Votes		561	
<b>YES</b>		477	85.03%
<b>NO</b>		84	14.97%

Judge CAROLYN B. McHUGH			
		Total	
Number of Precincts		1	
Precincts Reporting		1	100.0 %
Times Counted	649/977	66.4 %	
Total Votes		557	
<b>YES</b>		462	82.94%
<b>NO</b>		95	17.06%

BOX ELDER COUNTY SCHOOL BOARD DIST 6			
		Total	
Number of Precincts		1	
Precincts Reporting		1	100.0 %
Times Counted	649/977	66.4 %	
Total Votes		583	
JONES, EVE I		241	41.34%
<b>SMITH, BRYAN DEE</b>		341	58.49%
Write-in Votes		1	0.17%

Election Summary Report  
 Box Elder County, Utah  
 General Election  
 November 4, 2008

Date:11/17/08  
 Time:13:20:18  
 Page:3 of 3

Summary For Brigham City 12, All Counters, All Races  
 Official Results

Registered Voters 977 - Cards Cast 649 66.43%

Num. Report Precinct 1 - Num. Reporting 1 100.00%

Constitutional Amendment A		Total	
Number of Precincts	1		
Precincts Reporting	1	100.0 %	
Times Counted	649/977	66.4 %	
Total Votes	597		
<b>YES</b>	441	73.87%	
<b>NO</b>	156	26.13%	

PROPOSITION 2		Total	
Number of Precincts	1		
Precincts Reporting	1	100.0 %	
Times Counted	649/977	66.4 %	
Total Votes	633		
<b>FOR</b>	269	42.50%	
<b>AGAINST</b>	364	57.50%	

Constitutional Amendment B		Total	
Number of Precincts	1		
Precincts Reporting	1	100.0 %	
Times Counted	649/977	66.4 %	
Total Votes	587		
<b>YES</b>	385	65.59%	
<b>NO</b>	202	34.41%	

Constitutional Amendment C		Total	
Number of Precincts	1		
Precincts Reporting	1	100.0 %	
Times Counted	649/977	66.4 %	
Total Votes	599		
<b>YES</b>	404	67.45%	
<b>NO</b>	195	32.55%	

Constitutional Amendment D		Total	
Number of Precincts	1		
Precincts Reporting	1	100.0 %	
Times Counted	649/977	66.4 %	
Total Votes	588		
<b>YES</b>	473	80.44%	
<b>NO</b>	115	19.56%	

Constitutional Amendment E		Total	
Number of Precincts	1		
Precincts Reporting	1	100.0 %	
Times Counted	649/977	66.4 %	
Total Votes	588		
<b>YES</b>	259	44.05%	
<b>NO</b>	329	55.95%	

Election Summary Report  
 Box Elder County, Utah  
 General Election  
 November 4, 2008

Date:11/17/08  
 Time:13:20:15  
 Page:1 of 3

Summary For Brigham City 13, All Counters, All Races  
 Official Results

Registered Voters 676 - Cards Cast 403 59.62%

Num. Report Precinct 1 - Num. Reporting 1 100.00%

STRAIGHT PARTY			
		Total	
Number of Precincts		1	
Precincts Reporting		1	100.0 %
Times Counted	403/676	59.6 %	
Total Votes		110	
<b>REPUBLICAN</b>	REP	93	84.55%
DEMOCRATIC	DEM	16	14.55%
LIBERTARIAN	LIB	1	0.91%
CONSTITUTION	CON	0	0.00%

ATTY GENERAL			
		Total	
Number of Precincts		1	
Precincts Reporting		1	100.0 %
Times Counted	403/676	59.6 %	
Total Votes		380	
<b>SHURTLEFF, MARK L.</b>	REP	300	78.95%
HILL, JEAN WELCH	DEM	68	17.89%
McCULLOUGH, W. ANDRE	LIB	11	2.89%
Write-in Votes		1	0.26%

U.S. PRESIDENT			
		Total	
Number of Precincts		1	
Precincts Reporting		1	100.0 %
Times Counted	403/676	59.6 %	
Total Votes		398	
<b>McCAIN, JOHN</b>	REP	309	77.64%
OBAMA, BARACK	DEM	77	19.35%
BARR, BOB	LIB	2	0.50%
BALDWIN, CHARLES O	CON	2	0.50%
NADER, RALPH	PF	2	0.50%
LA RIVA, GLORIA	SL	0	0.00%
McKINNEY, CYNTHIA	GRE	1	0.25%
Write-in Votes		5	1.26%

STATE TREASURER			
		Total	
Number of Precincts		1	
Precincts Reporting		1	100.0 %
Times Counted	403/676	59.6 %	
Total Votes		367	
<b>ELLIS, RICHARD K.</b>	REP	288	78.47%
CLARK, DICK	DEM	78	21.25%
Write-in Votes		1	0.27%

U. S. HOUSE OF REPRESENTATIVE			
		Total	
Number of Precincts		1	
Precincts Reporting		1	100.0 %
Times Counted	403/676	59.6 %	
Total Votes		387	
<b>BISHOP, ROB</b>	REP	313	80.88%
BOWEN, MORGAN	DEM	57	14.73%
BUCHMAN, JOSEPH GEDD	LIB	5	1.29%
PEARSON, KIRK D	CON	12	3.10%
Write-in Votes		0	0.00%

STATE AUDITOR			
		Total	
Number of Precincts		1	
Precincts Reporting		1	100.0 %
Times Counted	403/676	59.6 %	
Total Votes		353	
<b>JOHNSON, AUSTON G. 3</b>	REP	259	73.37%
COLLARD, CLARE	DEM	75	21.25%
PROCTOR, RICHARD D	CON	19	5.38%
Write-in Votes		0	0.00%

GOVERNOR			
		Total	
Number of Precincts		1	
Precincts Reporting		1	100.0 %
Times Counted	403/676	59.6 %	
Total Votes		390	
<b>HUNTSMAN, JON M. JR</b>	REP	335	85.90%
SPRINGMEYER, BOB	DEM	36	9.23%
SCHANZE, DELL	LIB	19	4.87%
Write-in Votes		0	0.00%

UTAH STATE HOUSE OF REPRESENTATIVES2			
		Total	
Number of Precincts		1	
Precincts Reporting		1	100.0 %
Times Counted	403/676	59.6 %	
Total Votes		374	
<b>FERRY, BEN C.</b>	REP	299	79.95%
EDWARDS, TOM	CON	74	19.79%
Write-in Votes		1	0.27%

UTAH STATE SCHOOL BOARD OF EDUCATION			
		Total	
Number of Precincts		1	
Precincts Reporting		1	100.0 %
Times Counted	403/676	59.6 %	
Total Votes		333	
<b>LOCKE, SHELLY</b>		219	65.77%
ASHLIMAN, SUSIE CAMP		111	33.33%
Write-in Votes		3	0.90%

Election Summary Report  
 Box Elder County, Utah  
 General Election  
 November 4, 2008

Date:11/17/08  
 Time:13:20:15  
 Page:2 of 3

Summary For Brigham City 13, All Counters, All Races  
 Official Results

Registered Voters 676 - Cards Cast 403 59.62%

Num. Report Precinct 1 - Num. Reporting 1 100.00%

BOX ELDER COUNTY COMMISSION SEAT C			
		Total	
Number of Precincts	1		
Precincts Reporting	1	100.0 %	
Times Counted	403/676	59.6 %	
Total Votes	383		
<b>SHAFFER, BRIAN K.</b>	REP	229	59.79%
ANDERSON, ELI H.	DEM	132	34.46%
PHIPPS, LEE	CON	22	5.74%
Write-in Votes		0	0.00%

Judge GREGORY K. ORME			
		Total	
Number of Precincts	1		
Precincts Reporting	1	100.0 %	
Times Counted	403/676	59.6 %	
Total Votes	352		
<b>YES</b>		297	84.38%
<b>NO</b>		55	15.63%

Judge RUSSELL W. BENCH			
		Total	
Number of Precincts	1		
Precincts Reporting	1	100.0 %	
Times Counted	403/676	59.6 %	
Total Votes	352		
<b>YES</b>		302	85.80%
<b>NO</b>		50	14.20%

Judge BEN H. HADFIELD			
		Total	
Number of Precincts	1		
Precincts Reporting	1	100.0 %	
Times Counted	403/676	59.6 %	
Total Votes	368		
<b>YES</b>		307	83.42%
<b>NO</b>		61	16.58%

Judge JAMES Z. DAVIS			
		Total	
Number of Precincts	1		
Precincts Reporting	1	100.0 %	
Times Counted	403/676	59.6 %	
Total Votes	348		
<b>YES</b>		291	83.62%
<b>NO</b>		57	16.38%

Judge THOMAS L. WILLMORE			
		Total	
Number of Precincts	1		
Precincts Reporting	1	100.0 %	
Times Counted	403/676	59.6 %	
Total Votes	353		
<b>YES</b>		298	84.42%
<b>NO</b>		55	15.58%

Judge PAMELA T. GREENWOOD			
		Total	
Number of Precincts	1		
Precincts Reporting	1	100.0 %	
Times Counted	403/676	59.6 %	
Total Votes	354		
<b>YES</b>		296	83.62%
<b>NO</b>		58	16.38%

Judge LARRY E. JONES			
		Total	
Number of Precincts	1		
Precincts Reporting	1	100.0 %	
Times Counted	403/676	59.6 %	
Total Votes	352		
<b>YES</b>		292	82.95%
<b>NO</b>		60	17.05%

Judge CAROLYN B. McHUGH			
		Total	
Number of Precincts	1		
Precincts Reporting	1	100.0 %	
Times Counted	403/676	59.6 %	
Total Votes	348		
<b>YES</b>		296	85.06%
<b>NO</b>		52	14.94%

Constitutional Amendment A			
		Total	
Number of Precincts	1		
Precincts Reporting	1	100.0 %	
Times Counted	403/676	59.6 %	
Total Votes	369		
<b>YES</b>		277	75.07%
<b>NO</b>		92	24.93%

Election Summary Report  
 Box Elder County, Utah  
 General Election  
 November 4, 2008

Date:11/17/08  
 Time:13:20:15  
 Page:3 of 3

Summary For Brigham City 13, All Counters, All Races  
 Official Results

Registered Voters 676 - Cards Cast 403 59.62%

Num. Report Precinct 1 - Num. Reporting 1 100.00%

Constitutional Amendment B		
	Total	
Number of Precincts	1	
Precincts Reporting	1	100.0 %
Times Counted	403/676	59.6 %
Total Votes	374	
<b>YES</b>	240	64.17%
<b>NO</b>	134	35.83%

Constitutional Amendment C		
	Total	
Number of Precincts	1	
Precincts Reporting	1	100.0 %
Times Counted	403/676	59.6 %
Total Votes	376	
<b>YES</b>	264	70.21%
<b>NO</b>	112	29.79%

Constitutional Amendment D		
	Total	
Number of Precincts	1	
Precincts Reporting	1	100.0 %
Times Counted	403/676	59.6 %
Total Votes	367	
<b>YES</b>	284	77.38%
<b>NO</b>	83	22.62%

Constitutional Amendment E		
	Total	
Number of Precincts	1	
Precincts Reporting	1	100.0 %
Times Counted	403/676	59.6 %
Total Votes	374	
<b>YES</b>	155	41.44%
<b>NO</b>	219	58.56%

PROPOSITION 2		
	Total	
Number of Precincts	1	
Precincts Reporting	1	100.0 %
Times Counted	403/676	59.6 %
Total Votes	388	
<b>FOR</b>	199	51.29%
<b>AGAINST</b>	189	48.71%



Election Summary Report  
 Box Elder County, Utah  
 General Election  
 November 4, 2008

Date:11/17/08  
 Time:13:20:13  
 Page:1 of 3

Summary For Brigham City 14, All Counters, All Races  
 Official Results

Registered Voters 644 - Cards Cast 390 60.56%

Num. Report Precinct 1 - Num. Reporting 1 100.00%

STRAIGHT PARTY			
		Total	
Number of Precincts		1	
Precincts Reporting		1	100.0 %
Times Counted	390/644	60.6 %	
Total Votes		128	
<b>REPUBLICAN</b>	REP	96	75.00%
<b>DEMOCRATIC</b>	DEM	31	24.22%
<b>LIBERTARIAN</b>	LIB	0	0.00%
<b>CONSTITUTION</b>	CON	1	0.78%

ATTY GENERAL			
		Total	
Number of Precincts		1	
Precincts Reporting		1	100.0 %
Times Counted	390/644	60.6 %	
Total Votes		375	
<b>SHURTLEFF, MARK L.</b>	REP	290	77.33%
<b>HILL, JEAN WELCH</b>	DEM	68	18.13%
<b>McCULLOUGH, W. ANDRE</b>	LIB	17	4.53%
Write-in Votes		0	0.00%

U.S. PRESIDENT			
		Total	
Number of Precincts		1	
Precincts Reporting		1	100.0 %
Times Counted	390/644	60.6 %	
Total Votes		387	
<b>McCAIN, JOHN</b>	REP	275	71.06%
<b>OBAMA, BARACK</b>	DEM	103	26.61%
<b>BARR, BOB</b>	LIB	5	1.29%
<b>BALDWIN, CHARLES O</b>	CON	1	0.26%
<b>NADER, RALPH</b>	PF	0	0.00%
<b>LA RIVA, GLORJA</b>	SL	0	0.00%
<b>McKINNEY, CYNTHIA</b>	GRE	0	0.00%
Write-in Votes		3	0.78%

STATE TREASURER			
		Total	
Number of Precincts		1	
Precincts Reporting		1	100.0 %
Times Counted	390/644	60.6 %	
Total Votes		364	
<b>ELLIS, RICHARD K.</b>	REP	265	72.80%
<b>CLARK, DICK</b>	DEM	99	27.20%
Write-in Votes		0	0.00%

U. S. HOUSE OF REPRESENTATIVE			
		Total	
Number of Precincts		1	
Precincts Reporting		1	100.0 %
Times Counted	390/644	60.6 %	
Total Votes		378	
<b>BISHOP, ROB</b>	REP	290	76.72%
<b>BOWEN, MORGAN</b>	DEM	67	17.72%
<b>BUCHMAN, JOSEPH GEDD</b>	LIB	13	3.44%
<b>PEARSON, KIRK D</b>	CON	8	2.12%
Write-in Votes		0	0.00%

STATE AUDITOR			
		Total	
Number of Precincts		1	
Precincts Reporting		1	100.0 %
Times Counted	390/644	60.6 %	
Total Votes		342	
<b>JOHNSON, AUSTON G. 3</b>	REP	243	71.05%
<b>COLLARD, CLARE</b>	DEM	84	24.56%
<b>PROCTOR, RICHARD D</b>	CON	15	4.39%
Write-in Votes		0	0.00%

GOVERNOR			
		Total	
Number of Precincts		1	
Precincts Reporting		1	100.0 %
Times Counted	390/644	60.6 %	
Total Votes		384	
<b>HUNTSMAN, JON M. JR</b>	REP	326	84.90%
<b>SPRINGMEYER, BOB</b>	DEM	47	12.24%
<b>SCHANZE, DELL</b>	LIB	11	2.86%
Write-in Votes		0	0.00%

UTAH STATE HOUSE OF REPRESENTATIVES2			
		Total	
Number of Precincts		1	
Precincts Reporting		1	100.0 %
Times Counted	390/644	60.6 %	
Total Votes		360	
<b>FERRY, BEN C.</b>	REP	293	81.39%
<b>EDWARDS, TOM</b>	CON	67	18.61%
Write-in Votes		0	0.00%

UTAH STATE SCHOOL BOARD OF EDUCATION			
		Total	
Number of Precincts		1	
Precincts Reporting		1	100.0 %
Times Counted	390/644	60.6 %	
Total Votes		313	
<b>LOCKE, SHELLY</b>		183	58.47%
<b>ASHLIMAN, SUSIE CAMP</b>		127	40.58%
Write-in Votes		3	0.96%

Election Summary Report  
 Box Elder County, Utah  
 General Election  
 November 4, 2008

Date: 11/17/08  
 Time: 13:20:13  
 Page: 2 of 3

Summary For Brigham City 14, All Counters, All Races  
 Official Results

Registered Voters 644 - Cards Cast 390 60.56%

Num. Report Precinct 1 - Num. Reporting 1 100.00%

BOX ELDER COUNTY COMMISSION SEAT C			
		Total	
Number of Precincts	1		
Precincts Reporting	1	100.0 %	
Times Counted	390/644	60.6 %	
Total Votes	374		
<b>SHAFFER, BRIAN K.</b>	REP	240	64.17%
ANDERSON, ELI H.	DEM	113	30.21%
PHIPPS, LEE	CON	21	5.61%
Write-in Votes		0	0.00%

Judge GREGORY K. ORME			
		Total	
Number of Precincts	1		
Precincts Reporting	1	100.0 %	
Times Counted	390/644	60.6 %	
Total Votes	337		
<b>YES</b>		277	82.20%
<b>NO</b>		60	17.80%

Judge RUSSELL W. BENCH			
		Total	
Number of Precincts	1		
Precincts Reporting	1	100.0 %	
Times Counted	390/644	60.6 %	
Total Votes	331		
<b>YES</b>		273	82.48%
<b>NO</b>		58	17.52%

Judge BEN H. HADFIELD			
		Total	
Number of Precincts	1		
Precincts Reporting	1	100.0 %	
Times Counted	390/644	60.6 %	
Total Votes	351		
<b>YES</b>		287	81.77%
<b>NO</b>		64	18.23%

Judge JAMES Z. DAVIS			
		Total	
Number of Precincts	1		
Precincts Reporting	1	100.0 %	
Times Counted	390/644	60.6 %	
Total Votes	331		
<b>YES</b>		275	83.08%
<b>NO</b>		56	16.92%

Judge THOMAS L. WILLMORE			
		Total	
Number of Precincts	1		
Precincts Reporting	1	100.0 %	
Times Counted	390/644	60.6 %	
Total Votes	332		
<b>YES</b>		276	83.13%
<b>NO</b>		56	16.87%

Judge PAMELA T. GREENWOOD			
		Total	
Number of Precincts	1		
Precincts Reporting	1	100.0 %	
Times Counted	390/644	60.6 %	
Total Votes	334		
<b>YES</b>		282	84.43%
<b>NO</b>		52	15.57%

Judge LARRY E. JONES			
		Total	
Number of Precincts	1		
Precincts Reporting	1	100.0 %	
Times Counted	390/644	60.6 %	
Total Votes	338		
<b>YES</b>		280	82.84%
<b>NO</b>		58	17.16%

Judge CAROLYN B. McHUGH			
		Total	
Number of Precincts	1		
Precincts Reporting	1	100.0 %	
Times Counted	390/644	60.6 %	
Total Votes	335		
<b>YES</b>		281	83.88%
<b>NO</b>		54	16.12%

Constitutional Amendment A			
		Total	
Number of Precincts	1		
Precincts Reporting	1	100.0 %	
Times Counted	390/644	60.6 %	
Total Votes	348		
<b>YES</b>		277	79.60%
<b>NO</b>		71	20.40%

Election Summary Report  
 Box Elder County, Utah  
 General Election  
 November 4, 2008

Date: 11/17/08  
 Time: 13:20:13  
 Page: 3 of 3

Summary For Brigham City 14, All Counters, All Races  
 Official Results

Registered Voters 644 - Cards Cast 390 60.56%

Num. Report Precinct 1 - Num. Reporting 1 100.00%

Constitutional Amendment B		Total
Number of Precincts		1
Precincts Reporting		1 100.0 %
Times Counted	390/644	60.6 %
Total Votes		351
<b>YES</b>	243	69.23%
<b>NO</b>	108	30.77%

Constitutional Amendment C		Total
Number of Precincts		1
Precincts Reporting		1 100.0 %
Times Counted	390/644	60.6 %
Total Votes		353
<b>YES</b>	255	72.24%
<b>NO</b>	98	27.76%

Constitutional Amendment D		Total
Number of Precincts		1
Precincts Reporting		1 100.0 %
Times Counted	390/644	60.6 %
Total Votes		348
<b>YES</b>	282	81.03%
<b>NO</b>	66	18.97%

Constitutional Amendment E		Total
Number of Precincts		1
Precincts Reporting		1 100.0 %
Times Counted	390/644	60.6 %
Total Votes		347
<b>YES</b>	161	46.40%
<b>NO</b>	186	53.60%

PROPOSITION 2		Total
Number of Precincts		1
Precincts Reporting		1 100.0 %
Times Counted	390/644	60.6 %
Total Votes		377
<b>FOR</b>	200	53.05%
<b>AGAINST</b>	177	46.95%

Election Summary Report  
 Box Elder County, Utah  
 General Election  
 November 4, 2008

Date:11/17/08  
 Time:13:20:11  
 Page:2 of 3

Summary For Brigham City Northwest, All Counters, All Races  
 Official Results

Registered Voters 173 - Cards Cast 32 18.50%

Num. Report Precinct 1 - Num. Reporting 1 100.00%

BOX ELDER COUNTY COMMISSION			
SEAT C			
	Total		
Number of Precincts	1		
Precincts Reporting	1	100.0 %	
Times Counted	32/173	18.5 %	
Total Votes	30		
<b>SHAFFER, BRIAN K.</b>	REP	18	60.00%
ANDERSON, ELI H.	DEM	7	23.33%
PHIPPS, LEE	CON	4	13.33%
Write-in Votes	1	3.33%	

Judge GREGORY K. ORME			
	Total		
Number of Precincts	1		
Precincts Reporting	1	100.0 %	
Times Counted	32/173	18.5 %	
Total Votes	25		
<b>YES</b>		23	92.00%
<b>NO</b>		2	8.00%

Judge RUSSELL W. BENCH			
	Total		
Number of Precincts	1		
Precincts Reporting	1	100.0 %	
Times Counted	32/173	18.5 %	
Total Votes	25		
<b>YES</b>		21	84.00%
<b>NO</b>		4	16.00%

Judge BEN H. HADFIELD			
	Total		
Number of Precincts	1		
Precincts Reporting	1	100.0 %	
Times Counted	32/173	18.5 %	
Total Votes	29		
<b>YES</b>		27	93.10%
<b>NO</b>		2	6.90%

Judge JAMES Z. DAVIS			
	Total		
Number of Precincts	1		
Precincts Reporting	1	100.0 %	
Times Counted	32/173	18.5 %	
Total Votes	25		
<b>YES</b>		22	88.00%
<b>NO</b>		3	12.00%

Judge THOMAS L. WILLMORE			
	Total		
Number of Precincts	1		
Precincts Reporting	1	100.0 %	
Times Counted	32/173	18.5 %	
Total Votes	26		
<b>YES</b>		25	96.15%
<b>NO</b>		1	3.85%

Judge PAMELA T. GREENWOOD			
	Total		
Number of Precincts	1		
Precincts Reporting	1	100.0 %	
Times Counted	32/173	18.5 %	
Total Votes	25		
<b>YES</b>		22	88.00%
<b>NO</b>		3	12.00%

Judge LARRY E. JONES			
	Total		
Number of Precincts	1		
Precincts Reporting	1	100.0 %	
Times Counted	32/173	18.5 %	
Total Votes	25		
<b>YES</b>		22	88.00%
<b>NO</b>		3	12.00%

Judge CAROLYN B. McHUGH			
	Total		
Number of Precincts	1		
Precincts Reporting	1	100.0 %	
Times Counted	32/173	18.5 %	
Total Votes	25		
<b>YES</b>		22	88.00%
<b>NO</b>		3	12.00%

Constitutional Amendment A			
	Total		
Number of Precincts	1		
Precincts Reporting	1	100.0 %	
Times Counted	32/173	18.5 %	
Total Votes	28		
<b>YES</b>		13	46.43%
<b>NO</b>		15	53.57%

Election Summary Report  
 Box Elder County, Utah  
 General Election  
 November 4, 2008

Date:11/17/08  
 Time:13:20:11  
 Page:1 of 3

Summary For Brigham City Northwest, All Counters, All Races  
 Official Results

Registered Voters 173 - Cards Cast 32 18.50%

Num. Report Precinct 1 - Num. Reporting 1 100.00%

STRAIGHT PARTY			
		Total	
Number of Precincts		1	
Precincts Reporting		1	100.0 %
Times Counted	32/173	18.5 %	
Total Votes		9	
<b>REPUBLICAN</b>	REP	8	88.89%
DEMOCRATIC	DEM	1	11.11%
LIBERTARIAN	LIB	0	0.00%
CONSTITUTION	CON	0	0.00%

ATTY GENERAL			
		Total	
Number of Precincts		1	
Precincts Reporting		1	100.0 %
Times Counted	32/173	18.5 %	
Total Votes		30	
<b>SHURTLEFF, MARK L.</b>	REP	25	83.33%
HILL, JEAN WELCH	DEM	2	6.67%
McCULLOUGH, W. ANDRE	LIB	3	10.00%
Write-in Votes		0	0.00%

U.S. PRESIDENT			
		Total	
Number of Precincts		1	
Precincts Reporting		1	100.0 %
Times Counted	32/173	18.5 %	
Total Votes		32	
<b>McCAIN, JOHN</b>	REP	20	62.50%
OBAMA, BARACK	DEM	7	21.88%
BARR, BOB	LIB	2	6.25%
BALDWIN, CHARLES O	CON	0	0.00%
NADER, RALPH	PF	1	3.13%
LA RIVA, GLORIA	SL	0	0.00%
McKINNEY, CYNTHIA	GRE	0	0.00%
Write-in Votes		2	6.25%

STATE TREASURER			
		Total	
Number of Precincts		1	
Precincts Reporting		1	100.0 %
Times Counted	32/173	18.5 %	
Total Votes		28	
<b>ELLIS, RICHARD K.</b>	REP	25	89.29%
CLARK, DICK	DEM	2	7.14%
Write-in Votes		1	3.57%

U. S. HOUSE OF REPRESENTATIVE			
		Total	
Number of Precincts		1	
Precincts Reporting		1	100.0 %
Times Counted	32/173	18.5 %	
Total Votes		31	
<b>BISHOP, ROB</b>	REP	24	77.42%
BOWEN, MORGAN	DEM	4	12.90%
BUCHMAN, JOSEPH GEDD	LIB	1	3.23%
PEARSON, KIRK D	CON	0	0.00%
Write-in Votes		2	6.45%

STATE AUDITOR			
		Total	
Number of Precincts		1	
Precincts Reporting		1	100.0 %
Times Counted	32/173	18.5 %	
Total Votes		27	
<b>JOHNSON, AUSTON G. 3</b>	REP	20	74.07%
COLLARD, CLARE	DEM	6	22.22%
PROCTOR, RICHARD D	CON	1	3.70%
Write-in Votes		0	0.00%

GOVERNOR			
		Total	
Number of Precincts		1	
Precincts Reporting		1	100.0 %
Times Counted	32/173	18.5 %	
Total Votes		31	
<b>HUNTSMAN, JON M. JR</b>	REP	27	87.10%
SPRINGMEYER, BOB	DEM	1	3.23%
SCHANZE, DELL	LIB	3	9.68%
Write-in Votes		0	0.00%

UTAH STATE HOUSE OF REPRESENTATIVES2			
		Total	
Number of Precincts		1	
Precincts Reporting		1	100.0 %
Times Counted	32/173	18.5 %	
Total Votes		30	
<b>FERRY, BEN C.</b>	REP	26	86.67%
EDWARDS, TOM	CON	4	13.33%
Write-in Votes		0	0.00%

UTAH STATE SCHOOL BOARD OF EDUCATION			
		Total	
Number of Precincts		1	
Precincts Reporting		1	100.0 %
Times Counted	32/173	18.5 %	
Total Votes		21	
<b>LOCKE, SHELLY</b>		14	66.67%
ASHLIMAN, SUSIE CAMP		4	19.05%
Write-in Votes		3	14.29%

Election Summary Report  
 Box Elder County, Utah  
 General Election  
 November 4, 2008

Date:11/17/08  
 Time:13:20:11  
 Page:3 of 3

Summary For Brigham City Northwest, All Counters, All Races  
 Official Results

Registered Voters 173 - Cards Cast 32 18.50%

Num. Report Precinct 1 - Num. Reporting 1 100.00%

Constitutional Amendment B		Total	
Number of Precincts	1		
Precincts Reporting	1	100.0 %	
Times Counted	32/173	18.5 %	
Total Votes	28		
YES	13	46.43%	
NO	15	53.57%	

Constitutional Amendment C		Total	
Number of Precincts	1		
Precincts Reporting	1	100.0 %	
Times Counted	32/173	18.5 %	
Total Votes	28		
YES	16	57.14%	
NO	12	42.86%	

Constitutional Amendment D		Total	
Number of Precincts	1		
Precincts Reporting	1	100.0 %	
Times Counted	32/173	18.5 %	
Total Votes	28		
YES	17	60.71%	
NO	11	39.29%	

Constitutional Amendment E		Total	
Number of Precincts	1		
Precincts Reporting	1	100.0 %	
Times Counted	32/173	18.5 %	
Total Votes	29		
YES	3	10.34%	
NO	26	89.66%	

PROPOSITION 2		Total	
Number of Precincts	1		
Precincts Reporting	1	100.0 %	
Times Counted	32/173	18.5 %	
Total Votes	31		
FOR	10	32.26%	
AGAINST	21	67.74%	

Election Summary Report  
 Box Elder County, Utah  
 General Election  
 November 4, 2008

Date:11/17/08  
 Time:13:20:09  
 Page:1 of 3

Summary For Brigham City NW SSD, All Counters, All Races  
 Official Results

Registered Voters 134 - Cards Cast 96 71.64%

Num. Report Precinct 1 - Num. Reporting 1 100.00%

STRAIGHT PARTY			
		Total	
Number of Precincts		1	
Precincts Reporting		1	100.0 %
Times Counted	96/134	71.6 %	
Total Votes		21	
<b>REPUBLICAN</b>	REP	17	80.95%
DEMOCRATIC	DEM	2	9.52%
LIBERTARIAN	LIB	0	0.00%
CONSTITUTION	CON	2	9.52%

ATTY GENERAL			
		Total	
Number of Precincts		1	
Precincts Reporting		1	100.0 %
Times Counted	96/134	71.6 %	
Total Votes		92	
<b>SHURTLEFF, MARK L.</b>	REP	74	80.43%
HILL, JEAN WELCH	DEM	12	13.04%
McCULLOUGH, W. ANDRE	LIB	5	5.43%
Write-in Votes		1	1.09%

U.S. PRESIDENT			
		Total	
Number of Precincts		1	
Precincts Reporting		1	100.0 %
Times Counted	96/134	71.6 %	
Total Votes		95	
<b>McCAIN, JOHN</b>	REP	68	71.58%
OBAMA, BARACK	DEM	17	17.89%
BARR, BOB	LIB	1	1.05%
BALDWIN, CHARLES O	CON	7	7.37%
NADER, RALPH	PF	1	1.05%
LA RIVA, GLORIA	SL	0	0.00%
McKINNEY, CYNTHIA	GRE	0	0.00%
Write-in Votes		1	1.05%

STATE TREASURER			
		Total	
Number of Precincts		1	
Precincts Reporting		1	100.0 %
Times Counted	96/134	71.6 %	
Total Votes		90	
<b>ELLIS, RICHARD K.</b>	REP	72	80.00%
CLARK, DICK	DEM	18	20.00%
Write-in Votes		0	0.00%

U. S. HOUSE OF REPRESENTATIVE			
		Total	
Number of Precincts		1	
Precincts Reporting		1	100.0 %
Times Counted	96/134	71.6 %	
Total Votes		96	
<b>BISHOP, ROB</b>	REP	77	80.21%
BOWEN, MORGAN	DEM	13	13.54%
BUCHMAN, JOSEPH GEDD	LIB	1	1.04%
PEARSON, KIRK D	CON	5	5.21%
Write-in Votes		0	0.00%

STATE AUDITOR			
		Total	
Number of Precincts		1	
Precincts Reporting		1	100.0 %
Times Counted	96/134	71.6 %	
Total Votes		80	
<b>JOHNSON, AUSTON G. 3</b>	REP	54	67.50%
COLLARD, CLARE	DEM	12	15.00%
PROCTOR, RICHARD D	CON	13	16.25%
Write-in Votes		1	1.25%

GOVERNOR			
		Total	
Number of Precincts		1	
Precincts Reporting		1	100.0 %
Times Counted	96/134	71.6 %	
Total Votes		93	
<b>HUNTSMAN, JON M. JR</b>	REP	82	88.17%
SPRINGMEYER, BOB	DEM	6	6.45%
SCHANZE, DELL	LIB	5	5.38%
Write-in Votes		0	0.00%

UTAH STATE HOUSE OF REPRESENTATIVES2			
		Total	
Number of Precincts		1	
Precincts Reporting		1	100.0 %
Times Counted	96/134	71.6 %	
Total Votes		91	
<b>FERRY, BEN C.</b>	REP	75	82.42%
EDWARDS, TOM	CON	16	17.58%
Write-in Votes		0	0.00%

UTAH STATE SCHOOL BOARD OF EDUCATION			
		Total	
Number of Precincts		1	
Precincts Reporting		1	100.0 %
Times Counted	96/134	71.6 %	
Total Votes		64	
<b>LOCKE, SHELLY</b>		40	62.50%
ASHLIMAN, SUSIE CAMP		23	35.94%
Write-in Votes		1	1.56%

Election Summary Report  
 Box Elder County, Utah  
 General Election  
 November 4, 2008

Date:11/17/08  
 Time:13:20:09  
 Page:2 of 3

Summary For Brigham City NW SSD, All Counters, All Races  
 Official Results

Registered Voters 134 - Cards Cast 96 71.64%

Num. Report Precinct 1 - Num. Reporting 1 100.00%

BOX ELDER COUNTY COMMISSION SEAT C			
		Total	
Number of Precincts		1	
Precincts Reporting		1	100.0 %
Times Counted	96/134	71.6 %	
Total Votes	91		
<b>SHAFFER, BRIAN K.</b>	REP	45	49.45%
ANDERSON, ELI H.	DEM	36	39.56%
PHIPPS, LEE	CON	10	10.99%
Write-in Votes		0 0.00%	

Judge GREGORY K. ORME		Total	
Number of Precincts		1	
Precincts Reporting		1	100.0 %
Times Counted	96/134	71.6 %	
Total Votes	81		
<b>YES</b>		73	90.12%
<b>NO</b>		8	9.88%

Judge RUSSELL W. BENCH			
		Total	
Number of Precincts		1	
Precincts Reporting		1	100.0 %
Times Counted	96/134	71.6 %	
Total Votes	81		
<b>YES</b>		74	91.36%
<b>NO</b>		7	8.64%

Judge BEN H. HADFIELD		Total	
Number of Precincts		1	
Precincts Reporting		1	100.0 %
Times Counted	96/134	71.6 %	
Total Votes	89		
<b>YES</b>		87	97.75%
<b>NO</b>		2	2.25%

Judge JAMES Z. DAVIS			
		Total	
Number of Precincts		1	
Precincts Reporting		1	100.0 %
Times Counted	96/134	71.6 %	
Total Votes	79		
<b>YES</b>		71	89.87%
<b>NO</b>		8	10.13%

Judge THOMAS L. WILLMORE		Total	
Number of Precincts		1	
Precincts Reporting		1	100.0 %
Times Counted	96/134	71.6 %	
Total Votes	80		
<b>YES</b>		67	83.75%
<b>NO</b>		13	16.25%

Judge PAMELA T. GREENWOOD			
		Total	
Number of Precincts		1	
Precincts Reporting		1	100.0 %
Times Counted	96/134	71.6 %	
Total Votes	79		
<b>YES</b>		71	89.87%
<b>NO</b>		8	10.13%

Judge LARRY E. JONES		Total	
Number of Precincts		1	
Precincts Reporting		1	100.0 %
Times Counted	96/134	71.6 %	
Total Votes	83		
<b>YES</b>		75	90.36%
<b>NO</b>		8	9.64%

Judge CAROLYN B. McHUGH			
		Total	
Number of Precincts		1	
Precincts Reporting		1	100.0 %
Times Counted	96/134	71.6 %	
Total Votes	78		
<b>YES</b>		71	91.03%
<b>NO</b>		7	8.97%

Constitutional Amendment A		Total	
Number of Precincts		1	
Precincts Reporting		1	100.0 %
Times Counted	96/134	71.6 %	
Total Votes	81		
<b>YES</b>		54	66.67%
<b>NO</b>		27	33.33%



Election Summary Report  
 Box Elder County, Utah  
 General Election  
 November 4, 2008

Date:11/17/08  
 Time:13:20:09  
 Page:3 of 3

Summary For Brigham City NW SSD, All Counters, All Races  
 Official Results

Registered Voters 134 - Cards Cast 96 71.64%

Num. Report Precinct 1 - Num. Reporting 1 100.00%

Constitutional Amendment B		Total
Number of Precincts		1
Precincts Reporting	1	100.0 %
Times Counted	96/134	71.6 %
Total Votes		77
<b>YES</b>	57	74.03%
<b>NO</b>	20	25.97%

PROPOSITION 8		Total
Number of Precincts		1
Precincts Reporting	1	100.0 %
Times Counted	96/134	71.6 %
Total Votes		87
<b>FOR</b>	21	24.14%
<b>AGAINST</b>	66	75.86%

Constitutional Amendment C		Total
Number of Precincts		1
Precincts Reporting	1	100.0 %
Times Counted	96/134	71.6 %
Total Votes		81
<b>YES</b>	52	64.20%
<b>NO</b>	29	35.80%

PROPOSITION 9		Total
Number of Precincts		1
Precincts Reporting	1	100.0 %
Times Counted	96/134	71.6 %
Total Votes		86
<b>FOR</b>	25	29.07%
<b>AGAINST</b>	61	70.93%

Constitutional Amendment D		Total
Number of Precincts		1
Precincts Reporting	1	100.0 %
Times Counted	96/134	71.6 %
Total Votes		81
<b>YES</b>	63	77.78%
<b>NO</b>	18	22.22%

Constitutional Amendment E		Total
Number of Precincts		1
Precincts Reporting	1	100.0 %
Times Counted	96/134	71.6 %
Total Votes		82
<b>YES</b>	25	30.49%
<b>NO</b>	57	69.51%

PROPOSITION 2		Total
Number of Precincts		1
Precincts Reporting	1	100.0 %
Times Counted	96/134	71.6 %
Total Votes		94
<b>FOR</b>	35	37.23%
<b>AGAINST</b>	59	62.77%

Election Summary Report  
 Box Elder County, Utah  
 General Election  
 November 4, 2008

Date:11/17/08  
 Time:13:20:01  
 Page:1 of 3

Summary For Clear Creek, All Counters, All Races  
 Official Results

Registered Voters 14 - Cards Cast 17 121.43%

Num. Report Precinct 1 - Num. Reporting 1 100.00%

STRAIGHT PARTY			
		Total	
Number of Precincts		1	
Precincts Reporting		1	100.0 %
Times Counted	17/14	121.4 %	
Total Votes		5	
<b>REPUBLICAN</b>	REP	4	80.00%
DEMOCRATIC	DEM	1	20.00%
LIBERTARIAN	LIB	0	0.00%
CONSTITUTION	CON	0	0.00%

ATTY GENERAL			
		Total	
Number of Precincts		1	
Precincts Reporting		1	100.0 %
Times Counted	17/14	121.4 %	
Total Votes		17	
<b>SHURTLEFF, MARK L.</b>	REP	13	76.47%
HILL, JEAN WELCH	DEM	4	23.53%
McCULLOUGH, W. ANDRE	LIB	0	0.00%
Write-in Votes		0	0.00%

U.S. PRESIDENT			
		Total	
Number of Precincts		1	
Precincts Reporting		1	100.0 %
Times Counted	17/14	121.4 %	
Total Votes		17	
<b>McCAIN, JOHN</b>	REP	15	88.24%
OBAMA, BARACK	DEM	2	11.76%
BARR, BOB	LIB	0	0.00%
BALDWIN, CHARLES O	CON	0	0.00%
NADER, RALPH	PF	0	0.00%
LA RIVA, GLORIA	SL	0	0.00%
McKINNEY, CYNTHIA	GRE	0	0.00%
Write-in Votes		0	0.00%

STATE TREASURER			
		Total	
Number of Precincts		1	
Precincts Reporting		1	100.0 %
Times Counted	17/14	121.4 %	
Total Votes		17	
<b>ELLIS, RICHARD K.</b>	REP	14	82.35%
CLARK, DICK	DEM	3	17.65%
Write-in Votes		0	0.00%

U. S. HOUSE OF REPRESENTATIVE			
		Total	
Number of Precincts		1	
Precincts Reporting		1	100.0 %
Times Counted	17/14	121.4 %	
Total Votes		16	
<b>BISHOP, ROB</b>	REP	15	93.75%
BOWEN, MORGAN	DEM	1	6.25%
BUCHMAN, JOSEPH GEDD	LIB	0	0.00%
PEARSON, KIRK D	CON	0	0.00%
Write-in Votes		0	0.00%

STATE AUDITOR			
		Total	
Number of Precincts		1	
Precincts Reporting		1	100.0 %
Times Counted	17/14	121.4 %	
Total Votes		13	
<b>JOHNSON, AUSTON G. 3</b>	REP	12	92.31%
COLLARD, CLARE	DEM	1	7.69%
PROCTOR, RICHARD D	CON	0	0.00%
Write-in Votes		0	0.00%

GOVERNOR			
		Total	
Number of Precincts		1	
Precincts Reporting		1	100.0 %
Times Counted	17/14	121.4 %	
Total Votes		17	
<b>HUNTSMAN, JON M. JR</b>	REP	16	94.12%
SPRINGMEYER, BOB	DEM	1	5.88%
SCHANZE, DELL	LIB	0	0.00%
Write-in Votes		0	0.00%

UTAH STATE HOUSE OF REPRESENTATIVES1			
		Total	
Number of Precincts		1	
Precincts Reporting		1	100.0 %
Times Counted	17/14	121.4 %	
Total Votes		16	
<b>MENLOVE, RONDA RUDD</b>	REP	14	87.50%
MORGAN, BILLY R.	DEM	2	12.50%
Write-in Votes		0	0.00%

UTAH STATE SCHOOL BOARD OF EDUCATION			
		Total	
Number of Precincts		1	
Precincts Reporting		1	100.0 %
Times Counted	17/14	121.4 %	
Total Votes		10	
<b>LOCKE, SHELLY</b>		7	70.00%
ASHLIMAN, SUSIE CAMP		3	30.00%
Write-in Votes		0	0.00%

Election Summary Report  
 Box Elder County, Utah  
 General Election  
 November 4, 2008  
 Summary For Clear Creek, All Counters, All Races  
 Official Results

Date:11/17/08  
 Time:13:20:01  
 Page:2 of 3

Registered Voters 14 - Cards Cast 17 121.43%

Num. Report Precinct 1 - Num. Reporting 1 100.00%

BOX ELDER COUNTY COMMISSION SEAT C			
		Total	
Number of Precincts		1	
Precincts Reporting		1	100.0 %
Times Counted	17/14	121.4 %	
Total Votes		16	
<b>SHAFFER, BRIAN K.</b>	REP	11	68.75%
ANDERSON, ELI H.	DEM	5	31.25%
PHIPPS, LEE	CON	0	0.00%
Write-in Votes		0	0.00%

Judge GREGORY K. ORME			
		Total	
Number of Precincts		1	
Precincts Reporting		1	100.0 %
Times Counted	17/14	121.4 %	
Total Votes		13	
<b>YES</b>		11	84.62%
<b>NO</b>		2	15.38%

Judge RUSSELL W. BENCH			
		Total	
Number of Precincts		1	
Precincts Reporting		1	100.0 %
Times Counted	17/14	121.4 %	
Total Votes		13	
<b>YES</b>		13	100.00%
<b>NO</b>		0	0.00%

Judge BEN H. HADFIELD			
		Total	
Number of Precincts		1	
Precincts Reporting		1	100.0 %
Times Counted	17/14	121.4 %	
Total Votes		13	
<b>YES</b>		9	69.23%
<b>NO</b>		4	30.77%

Judge JAMES Z. DAVIS			
		Total	
Number of Precincts		1	
Precincts Reporting		1	100.0 %
Times Counted	17/14	121.4 %	
Total Votes		13	
<b>YES</b>		12	92.31%
<b>NO</b>		1	7.69%

Judge THOMAS L. WILLMORE			
		Total	
Number of Precincts		1	
Precincts Reporting		1	100.0 %
Times Counted	17/14	121.4 %	
Total Votes		13	
<b>YES</b>		9	69.23%
<b>NO</b>		4	30.77%

Judge PAMELA T. GREENWOOD			
		Total	
Number of Precincts		1	
Precincts Reporting		1	100.0 %
Times Counted	17/14	121.4 %	
Total Votes		12	
<b>YES</b>		7	58.33%
<b>NO</b>		5	41.67%

Judge LARRY E. JONES			
		Total	
Number of Precincts		1	
Precincts Reporting		1	100.0 %
Times Counted	17/14	121.4 %	
Total Votes		13	
<b>YES</b>		12	92.31%
<b>NO</b>		1	7.69%

Judge CAROLYN B. McHUGH			
		Total	
Number of Precincts		1	
Precincts Reporting		1	100.0 %
Times Counted	17/14	121.4 %	
Total Votes		13	
<b>YES</b>		10	76.92%
<b>NO</b>		3	23.08%

BOX ELDER COUNTY SCHOOL BOARD DIST 2			
		Total	
Number of Precincts		1	
Precincts Reporting		1	100.0 %
Times Counted	17/14	121.4 %	
Total Votes		12	
<b>ARCHIBALD, CONNIE J.</b>		12	100.00%
Write-in Votes		0	0.00%

Election Summary Report  
 Box Elder County, Utah  
 General Election  
 November 4, 2008  
 Summary For Clear Creek, All Counters, All Races  
 Official Results

Date:11/17/08  
 Time:13:20:01  
 Page:3 of 3

Registered Voters 14 - Cards Cast 17 121.43%

Num. Report Precinct 1 - Num. Reporting 1 100.00%

Constitutional Amendment A		Total	
Number of Precincts	1		
Precincts Reporting	1	100.0 %	
Times Counted	17/14	121.4 %	
Total Votes	17		
<b>YES</b>	10	58.82%	
<b>NO</b>	7	41.18%	

PROPOSITION 2		Total	
Number of Precincts	1		
Precincts Reporting	1	100.0 %	
Times Counted	17/14	121.4 %	
Total Votes	17		
<b>FOR</b>	10	58.82%	
<b>AGAINST</b>	7	41.18%	

Constitutional Amendment B		Total	
Number of Precincts	1		
Precincts Reporting	1	100.0 %	
Times Counted	17/14	121.4 %	
Total Votes	15		
<b>YES</b>	5	33.33%	
<b>NO</b>	10	66.67%	

Constitutional Amendment C		Total	
Number of Precincts	1		
Precincts Reporting	1	100.0 %	
Times Counted	17/14	121.4 %	
Total Votes	17		
<b>YES</b>	7	41.18%	
<b>NO</b>	10	58.82%	

Constitutional Amendment D		Total	
Number of Precincts	1		
Precincts Reporting	1	100.0 %	
Times Counted	17/14	121.4 %	
Total Votes	17		
<b>YES</b>	11	64.71%	
<b>NO</b>	6	35.29%	

Constitutional Amendment E		Total	
Number of Precincts	1		
Precincts Reporting	1	100.0 %	
Times Counted	17/14	121.4 %	
Total Votes	17		
<b>YES</b>	4	23.53%	
<b>NO</b>	13	76.47%	

Election Summary Report  
 Box Elder County, Utah  
 General Election  
 November 4, 2008  
 Summary For Corinne 1 SSD, All Counters, All Races  
 Official Results

Date:11/17/08  
 Time:13:19:53  
 Page:1 of 3

Registered Voters 570 - Cards Cast 444 77.89%

Num. Report Precinct 1 - Num. Reporting 1 100.00%

STRAIGHT PARTY			
		Total	
Number of Precincts		1	
Precincts Reporting		1	100.0 %
Times Counted	444/570	77.9 %	
Total Votes		161	
<b>REPUBLICAN</b>	REP	131	81.37%
DEMOCRATIC	DEM	28	17.39%
LIBERTARIAN	LIB	0	0.00%
CONSTITUTION	CON	2	1.24%

ATTY GENERAL			
		Total	
Number of Precincts		1	
Precincts Reporting		1	100.0 %
Times Counted	444/570	77.9 %	
Total Votes		429	
<b>SHURTLEFF, MARK L.</b>	REP	348	81.12%
HILL, JEAN WELCH	DEM	69	16.08%
McCULLOUGH, W. ANDRE	LIB	12	2.80%
Write-in Votes		0	0.00%

U.S. PRESIDENT			
		Total	
Number of Precincts		1	
Precincts Reporting		1	100.0 %
Times Counted	444/570	77.9 %	
Total Votes		441	
<b>McCAIN, JOHN</b>	REP	355	80.50%
OBAMA, BARACK	DEM	77	17.46%
BARR, BOB	LIB	1	0.23%
BALDWIN, CHARLES O	CON	3	0.68%
NADER, RALPH	PF	2	0.45%
LA RIVA, GLORIA	SL	0	0.00%
McKINNEY, CYNTHIA	GRE	0	0.00%
Write-in Votes		3	0.68%

STATE TREASURER			
		Total	
Number of Precincts		1	
Precincts Reporting		1	100.0 %
Times Counted	444/570	77.9 %	
Total Votes		414	
<b>ELLIS, RICHARD K.</b>	REP	315	76.09%
CLARK, DICK	DEM	99	23.91%
Write-in Votes		0	0.00%

U. S. HOUSE OF REPRESENTATIVE			
		Total	
Number of Precincts		1	
Precincts Reporting		1	100.0 %
Times Counted	444/570	77.9 %	
Total Votes		428	
<b>BISHOP, ROB</b>	REP	345	80.61%
BOWEN, MORGAN	DEM	67	15.65%
BUCHMAN, JOSEPH GEDD	LIB	9	2.10%
PEARSON, KIRK D	CON	7	1.64%
Write-in Votes		0	0.00%

STATE AUDITOR			
		Total	
Number of Precincts		1	
Precincts Reporting		1	100.0 %
Times Counted	444/570	77.9 %	
Total Votes		377	
<b>JOHNSON, AUSTON G. 3</b>	REP	295	78.25%
COLLARD, CLARE	DEM	74	19.63%
PROCTOR, RICHARD D	CON	8	2.12%
Write-in Votes		0	0.00%

GOVERNOR			
		Total	
Number of Precincts		1	
Precincts Reporting		1	100.0 %
Times Counted	444/570	77.9 %	
Total Votes		432	
<b>HUNTSMAN, JON M. JR</b>	REP	377	87.27%
SPRINGMEYER, BOB	DEM	46	10.65%
SCHANZE, DELL	LIB	9	2.08%
Write-in Votes		0	0.00%

UTAH STATE HOUSE OF REPRESENTATIVES2			
		Total	
Number of Precincts		1	
Precincts Reporting		1	100.0 %
Times Counted	444/570	77.9 %	
Total Votes		421	
<b>FERRY, BEN C.</b>	REP	348	82.66%
EDWARDS, TOM	CON	73	17.34%
Write-in Votes		0	0.00%

UTAH STATE SCHOOL BOARD OF EDUCATION			
		Total	
Number of Precincts		1	
Precincts Reporting		1	100.0 %
Times Counted	444/570	77.9 %	
Total Votes		348	
<b>LOCKE, SHELLY</b>		217	62.36%
ASHLIMAN, SUSIE CAMP		130	37.36%
Write-in Votes		1	0.29%

Election Summary Report  
 Box Elder County, Utah  
 General Election  
 November 4, 2008  
 Summary For Corinne 1 SSD, All Counters, All Races  
 Official Results

Date:11/17/08  
 Time:13:19:53  
 Page:2 of 3

Registered Voters 570 - Cards Cast 444 77.89%

Num. Report Precinct 1 - Num. Reporting 1 100.00%

BOX ELDER COUNTY COMMISSION SEAT C			
		Total	
Number of Precincts		1	
Precincts Reporting		1	100.0 %
Times Counted	444/570	77.9 %	
Total Votes		425	
<b>SHAFFER, BRIAN K.</b>	REP	276	64.94%
ANDERSON, ELI H.	DEM	125	29.41%
PHIPPS, LEE	CON	24	5.65%
Write-in Votes		0	0.00%

Judge GREGORY K. ORME			
		Total	
Number of Precincts		1	
Precincts Reporting		1	100.0 %
Times Counted	444/570	77.9 %	
Total Votes		380	
<b>YES</b>		313	82.37%
<b>NO</b>		67	17.63%

Judge RUSSELL W. BENCH			
		Total	
Number of Precincts		1	
Precincts Reporting		1	100.0 %
Times Counted	444/570	77.9 %	
Total Votes		378	
<b>YES</b>		312	82.54%
<b>NO</b>		66	17.46%

Judge BEN H. HADFIELD			
		Total	
Number of Precincts		1	
Precincts Reporting		1	100.0 %
Times Counted	444/570	77.9 %	
Total Votes		410	
<b>YES</b>		338	82.44%
<b>NO</b>		72	17.56%

Judge JAMES Z. DAVIS			
		Total	
Number of Precincts		1	
Precincts Reporting		1	100.0 %
Times Counted	444/570	77.9 %	
Total Votes		378	
<b>YES</b>		313	82.80%
<b>NO</b>		65	17.20%

Judge THOMAS L. WILLMORE			
		Total	
Number of Precincts		1	
Precincts Reporting		1	100.0 %
Times Counted	444/570	77.9 %	
Total Votes		381	
<b>YES</b>		316	82.94%
<b>NO</b>		65	17.06%

Judge PAMELA T. GREENWOOD			
		Total	
Number of Precincts		1	
Precincts Reporting		1	100.0 %
Times Counted	444/570	77.9 %	
Total Votes		381	
<b>YES</b>		321	84.25%
<b>NO</b>		60	15.75%

Judge LARRY E. JONES			
		Total	
Number of Precincts		1	
Precincts Reporting		1	100.0 %
Times Counted	444/570	77.9 %	
Total Votes		384	
<b>YES</b>		312	81.25%
<b>NO</b>		72	18.75%

Judge CAROLYN B. McHUGH			
		Total	
Number of Precincts		1	
Precincts Reporting		1	100.0 %
Times Counted	444/570	77.9 %	
Total Votes		380	
<b>YES</b>		314	82.63%
<b>NO</b>		66	17.37%

Constitutional Amendment A			
		Total	
Number of Precincts		1	
Precincts Reporting		1	100.0 %
Times Counted	444/570	77.9 %	
Total Votes		397	
<b>YES</b>		284	71.54%
<b>NO</b>		113	28.46%

Election Summary Report  
 Box Elder County, Utah  
 General Election  
 November 4, 2008  
 Summary For Corinne 1 SSD, All Counters, All Races  
 Official Results

Date:11/17/08  
 Time:13:19:53  
 Page:3 of 3

Registered Voters 570 - Cards Cast 444 77.89%

Num. Report Precinct 1 - Num. Reporting 1 100.00%

Constitutional Amendment B		Total	
Number of Precincts	1		
Precincts Reporting	1	100.0 %	
Times Counted	444/570	77.9 %	
Total Votes	396		
<b>YES</b>	231	58.33%	
<b>NO</b>	165	41.67%	

PROPOSITION 8		Total	
Number of Precincts	1		
Precincts Reporting	1	100.0 %	
Times Counted	444/570	77.9 %	
Total Votes	424		
<b>FOR</b>	183	43.16%	
<b>AGAINST</b>	241	56.84%	

Constitutional Amendment C		Total	
Number of Precincts	1		
Precincts Reporting	1	100.0 %	
Times Counted	444/570	77.9 %	
Total Votes	399		
<b>YES</b>	263	65.91%	
<b>NO</b>	136	34.09%	

PROPOSITION 9		Total	
Number of Precincts	1		
Precincts Reporting	1	100.0 %	
Times Counted	444/570	77.9 %	
Total Votes	423		
<b>FOR</b>	183	43.26%	
<b>AGAINST</b>	240	56.74%	

Constitutional Amendment D		Total	
Number of Precincts	1		
Precincts Reporting	1	100.0 %	
Times Counted	444/570	77.9 %	
Total Votes	392		
<b>YES</b>	286	72.96%	
<b>NO</b>	106	27.04%	

Constitutional Amendment E		Total	
Number of Precincts	1		
Precincts Reporting	1	100.0 %	
Times Counted	444/570	77.9 %	
Total Votes	398		
<b>YES</b>	180	45.23%	
<b>NO</b>	218	54.77%	

PROPOSITION 2		Total	
Number of Precincts	1		
Precincts Reporting	1	100.0 %	
Times Counted	444/570	77.9 %	
Total Votes	436		
<b>FOR</b>	266	61.01%	
<b>AGAINST</b>	170	38.99%	

Election Summary Report  
 Box Elder County, Utah  
 General Election  
 November 4, 2008  
 Summary For Corinne 2 SSD, All Counters, All Races  
 Official Results

Date:11/17/08  
 Time:13:19:50  
 Page:1 of 3

Registered Voters 126 - Cards Cast 100 79.37%

Num. Report Precinct 1 - Num. Reporting 1 100.00%

STRAIGHT PARTY			
		Total	
Number of Precincts		1	
Precincts Reporting		1	100.0 %
Times Counted	100/126	79.4 %	
Total Votes		23	
<b>REPUBLICAN</b>	REP	20	86.96%
DEMOCRATIC	DEM	2	8.70%
LIBERTARIAN	LIB	1	4.35%
CONSTITUTION	CON	0	0.00%

ATTY GENERAL			
		Total	
Number of Precincts		1	
Precincts Reporting		1	100.0 %
Times Counted	100/126	79.4 %	
Total Votes		100	
<b>SHURTLEFF, MARK L.</b>	REP	86	86.00%
HILL, JEAN WELCH	DEM	13	13.00%
McCULLOUGH, W. ANDRE	LIB	1	1.00%
Write-in Votes		0	0.00%

U.S. PRESIDENT			
		Total	
Number of Precincts		1	
Precincts Reporting		1	100.0 %
Times Counted	100/126	79.4 %	
Total Votes		98	
<b>McCAIN, JOHN</b>	REP	83	84.69%
OBAMA, BARACK	DEM	13	13.27%
BARR, BOB	LIB	1	1.02%
BALDWIN, CHARLES O	CON	1	1.02%
NADER, RALPH	PF	0	0.00%
LA RIVA, GLORIA	SL	0	0.00%
McKINNEY, CYNTHIA	GRE	0	0.00%
Write-in Votes		0	0.00%

STATE TREASURER			
		Total	
Number of Precincts		1	
Precincts Reporting		1	100.0 %
Times Counted	100/126	79.4 %	
Total Votes		95	
<b>ELLIS, RICHARD K.</b>	REP	75	78.95%
CLARK, DICK	DEM	20	21.05%
Write-in Votes		0	0.00%

U. S. HOUSE OF REPRESENTATIVE			
		Total	
Number of Precincts		1	
Precincts Reporting		1	100.0 %
Times Counted	100/126	79.4 %	
Total Votes		97	
<b>BISHOP, ROB</b>	REP	77	79.38%
BOWEN, MORGAN	DEM	14	14.43%
BUCHMAN, JOSEPH GEDD	LIB	2	2.06%
PEARSON, KIRK D	CON	4	4.12%
Write-in Votes		0	0.00%

STATE AUDITOR			
		Total	
Number of Precincts		1	
Precincts Reporting		1	100.0 %
Times Counted	100/126	79.4 %	
Total Votes		92	
<b>JOHNSON, AUSTON G. 3</b>	REP	71	77.17%
COLLARD, CLARE	DEM	14	15.22%
PROCTOR, RICHARD D	CON	7	7.61%
Write-in Votes		0	0.00%

GOVERNOR			
		Total	
Number of Precincts		1	
Precincts Reporting		1	100.0 %
Times Counted	100/126	79.4 %	
Total Votes		100	
<b>HUNTSMAN, JON M. JR</b>	REP	93	93.00%
SPRINGMEYER, BOB	DEM	4	4.00%
SCHANZE, DELL	LIB	3	3.00%
Write-in Votes		0	0.00%

UTAH STATE HOUSE OF REPRESENTATIVES1			
		Total	
Number of Precincts		1	
Precincts Reporting		1	100.0 %
Times Counted	100/126	79.4 %	
Total Votes		97	
<b>MENLOVE, RONDA RUDD</b>	REP	77	79.38%
MORGAN, BILLY R.	DEM	20	20.62%
Write-in Votes		0	0.00%

UTAH STATE SCHOOL BOARD OF EDUCATION			
		Total	
Number of Precincts		1	
Precincts Reporting		1	100.0 %
Times Counted	100/126	79.4 %	
Total Votes		77	
<b>LOCKE, SHELLY</b>		42	54.55%
ASHLIMAN, SUSIE CAMP		34	44.16%
Write-in Votes		1	1.30%



Election Summary Report  
 Box Elder County, Utah  
 General Election  
 November 4, 2008  
 Summary For Corinne 2 SSD, All Counters, All Races  
 Official Results

Date:11/17/08  
 Time:13:19:50  
 Page:2 of 3

Registered Voters 126 - Cards Cast 100 79.37%

Num. Report Precinct 1 - Num. Reporting 1 100.00%

BOX ELDER COUNTY COMMISSION SEAT C			
		Total	
Number of Precincts		1	
Precincts Reporting		1	100.0 %
Times Counted	100/126	79.4 %	
Total Votes		98	
<b>SHAFFER, BRIAN K.</b>	REP	63	64.29%
ANDERSON, ELI H.	DEM	31	31.63%
PHIPPS, LEE	CON	4	4.08%
Write-in Votes		0	0.00%

Judge GREGORY K. ORME			
		Total	
Number of Precincts		1	
Precincts Reporting		1	100.0 %
Times Counted	100/126	79.4 %	
Total Votes		87	
<b>YES</b>		61	70.11%
<b>NO</b>		26	29.89%

Judge RUSSELL W. BENCH			
		Total	
Number of Precincts		1	
Precincts Reporting		1	100.0 %
Times Counted	100/126	79.4 %	
Total Votes		88	
<b>YES</b>		64	72.73%
<b>NO</b>		24	27.27%

Judge BEN H. HADFIELD			
		Total	
Number of Precincts		1	
Precincts Reporting		1	100.0 %
Times Counted	100/126	79.4 %	
Total Votes		92	
<b>YES</b>		68	73.91%
<b>NO</b>		24	26.09%

Judge JAMES Z. DAVIS			
		Total	
Number of Precincts		1	
Precincts Reporting		1	100.0 %
Times Counted	100/126	79.4 %	
Total Votes		83	
<b>YES</b>		59	71.08%
<b>NO</b>		24	28.92%

Judge THOMAS L. WILLMORE			
		Total	
Number of Precincts		1	
Precincts Reporting		1	100.0 %
Times Counted	100/126	79.4 %	
Total Votes		87	
<b>YES</b>		65	74.71%
<b>NO</b>		22	25.29%

Judge PAMELA T. GREENWOOD			
		Total	
Number of Precincts		1	
Precincts Reporting		1	100.0 %
Times Counted	100/126	79.4 %	
Total Votes		84	
<b>YES</b>		61	72.62%
<b>NO</b>		23	27.38%

Judge LARRY E. JONES			
		Total	
Number of Precincts		1	
Precincts Reporting		1	100.0 %
Times Counted	100/126	79.4 %	
Total Votes		90	
<b>YES</b>		66	73.33%
<b>NO</b>		24	26.67%

Judge CAROLYN B. McHUGH			
		Total	
Number of Precincts		1	
Precincts Reporting		1	100.0 %
Times Counted	100/126	79.4 %	
Total Votes		83	
<b>YES</b>		58	69.88%
<b>NO</b>		25	30.12%

Constitutional Amendment A			
		Total	
Number of Precincts		1	
Precincts Reporting		1	100.0 %
Times Counted	100/126	79.4 %	
Total Votes		94	
<b>YES</b>		63	67.02%
<b>NO</b>		31	32.98%

Election Summary Report  
 Box Elder County, Utah  
 General Election  
 November 4, 2008  
 Summary For Corinne 2 SSD, All Counters, All Races  
 Official Results

Date:11/17/08  
 Time:13:19:50  
 Page:3 of 3

Registered Voters 126 - Cards Cast 100 79.37%

Num. Report Precinct 1 - Num. Reporting 1 100.00%

Constitutional Amendment B		Total
Number of Precincts	1	
Precincts Reporting	1	100.0 %
Times Counted	100/126	79.4 %
Total Votes	92	
<b>YES</b>	50	54.35%
<b>NO</b>	42	45.65%

PROPOSITION 8		Total
Number of Precincts	1	
Precincts Reporting	1	100.0 %
Times Counted	100/126	79.4 %
Total Votes	93	
<b>FOR</b>	33	35.48%
<b>AGAINST</b>	60	64.52%

Constitutional Amendment C		Total
Number of Precincts	1	
Precincts Reporting	1	100.0 %
Times Counted	100/126	79.4 %
Total Votes	94	
<b>YES</b>	56	59.57%
<b>NO</b>	38	40.43%

PROPOSITION 9		Total
Number of Precincts	1	
Precincts Reporting	1	100.0 %
Times Counted	100/126	79.4 %
Total Votes	93	
<b>FOR</b>	28	30.11%
<b>AGAINST</b>	65	69.89%

Constitutional Amendment D		Total
Number of Precincts	1	
Precincts Reporting	1	100.0 %
Times Counted	100/126	79.4 %
Total Votes	93	
<b>YES</b>	63	67.74%
<b>NO</b>	30	32.26%

Constitutional Amendment E		Total
Number of Precincts	1	
Precincts Reporting	1	100.0 %
Times Counted	100/126	79.4 %
Total Votes	94	
<b>YES</b>	27	28.72%
<b>NO</b>	67	71.28%

PROPOSITION 2		Total
Number of Precincts	1	
Precincts Reporting	1	100.0 %
Times Counted	100/126	79.4 %
Total Votes	95	
<b>FOR</b>	61	64.21%
<b>AGAINST</b>	34	35.79%

Election Summary Report  
 Box Elder County, Utah  
 General Election  
 November 4, 2008  
 Summary For Dewville, All Counters, All Races  
 Official Results

Date:11/17/08  
 Time:13:19:45  
 Page:1 of 3

Registered Voters 5 - Cards Cast 7 140.00%

Num. Report Precinct 1 - Num. Reporting 1 100.00%

STRAIGHT PARTY			
			Total
Number of Precincts			1
Precincts Reporting		100.0 %	1
Times Counted	7/5	140.0 %	
Total Votes			0
REPUBLICAN	REP		0 N/A
DEMOCRATIC	DEM		0 N/A
LIBERTARIAN	LIB		0 N/A
CONSTITUTION	CON		0 N/A

ATTY GENERAL			
			Total
Number of Precincts			1
Precincts Reporting		100.0 %	1
Times Counted	7/5	140.0 %	
Total Votes			7
<b>SHURTLEFF, MARK L.</b>	REP		7 100.00%
HILL, JEAN WELCH	DEM		0 0.00%
McCULLOUGH, W. ANDRE	LIB		0 0.00%
Write-in Votes			0 0.00%

U.S. PRESIDENT			
			Total
Number of Precincts			1
Precincts Reporting		100.0 %	1
Times Counted	7/5	140.0 %	
Total Votes			7
<b>McCAIN, JOHN</b>	REP		7 100.00%
OBAMA, BARACK	DEM		0 0.00%
BARR, BOB	LIB		0 0.00%
BALDWIN, CHARLES O	CON		0 0.00%
NADER, RALPH	PF		0 0.00%
LA RIVA, GLORIA	SL		0 0.00%
McKINNEY, CYNTHIA	GRE		0 0.00%
Write-in Votes			0 0.00%

STATE TREASURER			
			Total
Number of Precincts			1
Precincts Reporting		100.0 %	1
Times Counted	7/5	140.0 %	
Total Votes			7
<b>ELLIS, RICHARD K.</b>	REP		7 100.00%
CLARK, DICK	DEM		0 0.00%
Write-in Votes			0 0.00%

U. S. HOUSE OF REPRESENTATIVE			
			Total
Number of Precincts			1
Precincts Reporting		100.0 %	1
Times Counted	7/5	140.0 %	
Total Votes			7
<b>BISHOP, ROB</b>	REP		6 85.71%
BOWEN, MORGAN	DEM		1 14.29%
BUCHMAN, JOSEPH GEDD	LIB		0 0.00%
PEARSON, KIRK D	CON		0 0.00%
Write-in Votes			0 0.00%

STATE AUDITOR			
			Total
Number of Precincts			1
Precincts Reporting		100.0 %	1
Times Counted	7/5	140.0 %	
Total Votes			6
<b>JOHNSON, AUSTON G. 3</b>	REP		5 83.33%
COLLARD, CLARE	DEM		1 16.67%
PROCTOR, RICHARD D	CON		0 0.00%
Write-in Votes			0 0.00%

GOVERNOR			
			Total
Number of Precincts			1
Precincts Reporting		100.0 %	1
Times Counted	7/5	140.0 %	
Total Votes			7
<b>HUNTSMAN, JON M. JR</b>	REP		7 100.00%
SPRINGMEYER, BOB	DEM		0 0.00%
SCHANZE, DELL	LIB		0 0.00%
Write-in Votes			0 0.00%

UTAH STATE HOUSE OF REPRESENTATIVES1			
			Total
Number of Precincts			1
Precincts Reporting		100.0 %	1
Times Counted	7/5	140.0 %	
Total Votes			7
<b>MENLOVE, RONDA RUDD</b>	REP		4 57.14%
MORGAN, BILLY R.	DEM		3 42.86%
Write-in Votes			0 0.00%

UTAH STATE SCHOOL BOARD OF EDUCATION			
			Total
Number of Precincts			1
Precincts Reporting		100.0 %	1
Times Counted	7/5	140.0 %	
Total Votes			6
<b>LOCKE, SHELLY</b>			4 66.67%
ASHLIMAN, SUSIE CAMP			2 33.33%
Write-in Votes			0 0.00%

Election Summary Report  
 Box Elder County, Utah  
 General Election  
 November 4, 2008  
 Summary For Dewville, All Counters, All Races  
 Official Results

Date:11/17/08  
 Time:13:19:45  
 Page:2 of 3

Registered Voters 5 - Cards Cast 7 140.00%

Num. Report Precinct 1 - Num. Reporting 1 100.00%

BOX ELDER COUNTY COMMISSION SEAT C			
		Total	
Number of Precincts		1	
Precincts Reporting		1	100.0 %
Times Counted		7/5	140.0 %
Total Votes		7	
SHAFFER, BRIAN K.	REP	3	42.86%
ANDERSON, ELI H.	DEM	4	57.14%
PHIPPS, LEE	CON	0	0.00%
Write-in Votes		0	0.00%

Judge GREGORY K. ORME		Total	
Number of Precincts		1	
Precincts Reporting		1	100.0 %
Times Counted		7/5	140.0 %
Total Votes		6	
YES		6	100.00%
NO		0	0.00%

Judge RUSSELL W. BENCH		Total	
Number of Precincts		1	
Precincts Reporting		1	100.0 %
Times Counted		7/5	140.0 %
Total Votes		6	
YES		6	100.00%
NO		0	0.00%

Judge BEN H. HADFIELD		Total	
Number of Precincts		1	
Precincts Reporting		1	100.0 %
Times Counted		7/5	140.0 %
Total Votes		6	
YES		5	83.33%
NO		1	16.67%

Judge JAMES Z. DAVIS		Total	
Number of Precincts		1	
Precincts Reporting		1	100.0 %
Times Counted		7/5	140.0 %
Total Votes		6	
YES		6	100.00%
NO		0	0.00%

Judge THOMAS L. WILLMORE		Total	
Number of Precincts		1	
Precincts Reporting		1	100.0 %
Times Counted		7/5	140.0 %
Total Votes		6	
YES		6	100.00%
NO		0	0.00%

Judge PAMELA T. GREENWOOD		Total	
Number of Precincts		1	
Precincts Reporting		1	100.0 %
Times Counted		7/5	140.0 %
Total Votes		6	
YES		6	100.00%
NO		0	0.00%

Judge LARRY E. JONES		Total	
Number of Precincts		1	
Precincts Reporting		1	100.0 %
Times Counted		7/5	140.0 %
Total Votes		6	
YES		6	100.00%
NO		0	0.00%

Judge CAROLYN B. McHUGH		Total	
Number of Precincts		1	
Precincts Reporting		1	100.0 %
Times Counted		7/5	140.0 %
Total Votes		6	
YES		6	100.00%
NO		0	0.00%

Constitutional Amendment A		Total	
Number of Precincts		1	
Precincts Reporting		1	100.0 %
Times Counted		7/5	140.0 %
Total Votes		7	
YES		6	85.71%
NO		1	14.29%

Election Summary Report  
 Box Elder County, Utah  
 General Election  
 November 4, 2008  
 Summary For Dewville, All Counters, All Races  
 Official Results

Date:11/17/08  
 Time:13:19:45  
 Page:3 of 3

Registered Voters 5 - Cards Cast 7 140.00%

Num. Report Precinct 1 - Num. Reporting 1 100.00%

Constitutional Amendment B		Total
Number of Precincts		1
Precincts Reporting		1 100.0 %
Times Counted		7/5 140.0 %
Total Votes		7
<b>YES</b>		6 85.71%
<b>NO</b>		1 14.29%

Constitutional Amendment C		Total
Number of Precincts		1
Precincts Reporting		1 100.0 %
Times Counted		7/5 140.0 %
Total Votes		7
<b>YES</b>		7 100.00%
<b>NO</b>		0 0.00%

Constitutional Amendment D		Total
Number of Precincts		1
Precincts Reporting		1 100.0 %
Times Counted		7/5 140.0 %
Total Votes		7
<b>YES</b>		7 100.00%
<b>NO</b>		0 0.00%

Constitutional Amendment E		Total
Number of Precincts		1
Precincts Reporting		1 100.0 %
Times Counted		7/5 140.0 %
Total Votes		7
<b>YES</b>		6 85.71%
<b>NO</b>		1 14.29%

PROPOSITION 2		Total
Number of Precincts		1
Precincts Reporting		1 100.0 %
Times Counted		7/5 140.0 %
Total Votes		7
<b>FOR</b>		6 85.71%
<b>AGAINST</b>		1 14.29%

Election Summary Report  
 Box Elder County, Utah  
 General Election  
 November 4, 2008

Date: 11/17/08  
 Time: 13:19:42  
 Page: 1 of 3

Summary For Deweyville SSD, All Counters, All Races  
 Official Results

Registered Voters 318 - Cards Cast 252 79.25%

Num. Report Precinct 1 - Num. Reporting 1 100.00%

STRAIGHT PARTY			
		Total	
Number of Precincts		1	
Precincts Reporting		1	100.0 %
Times Counted		252/318	79.2 %
Total Votes		77	
<b>REPUBLICAN</b>	REP	67	87.01%
DEMOCRATIC	DEM	9	11.69%
LIBERTARIAN	LIB	1	1.30%
CONSTITUTION	CON	0	0.00%

ATTY GENERAL			
		Total	
Number of Precincts		1	
Precincts Reporting		1	100.0 %
Times Counted		252/318	79.2 %
Total Votes		247	
<b>SHURTLEFF, MARK L.</b>	REP	212	85.83%
HILL, JEAN WELCH	DEM	32	12.96%
McCULLOUGH, W. ANDRE	LIB	3	1.21%
Write-in Votes		0	0.00%

U.S. PRESIDENT			
		Total	
Number of Precincts		1	
Precincts Reporting		1	100.0 %
Times Counted		252/318	79.2 %
Total Votes		250	
<b>McCAIN, JOHN</b>	REP	217	86.80%
OBAMA, BARACK	DEM	26	10.40%
BARR, BOB	LIB	0	0.00%
BALDWIN, CHARLES O	CON	2	0.80%
NADER, RALPH	PF	2	0.80%
LA RIVA, GLORIA	SL	0	0.00%
McKINNEY, CYNTHIA	GRE	0	0.00%
Write-in Votes		3	1.20%

STATE TREASURER			
		Total	
Number of Precincts		1	
Precincts Reporting		1	100.0 %
Times Counted		252/318	79.2 %
Total Votes		242	
<b>ELLIS, RICHARD K.</b>	REP	201	83.06%
CLARK, DICK	DEM	41	16.94%
Write-in Votes		0	0.00%

STATE AUDITOR			
		Total	
Number of Precincts		1	
Precincts Reporting		1	100.0 %
Times Counted		252/318	79.2 %
Total Votes		222	
<b>JOHNSON, AUSTON G. 3</b>	REP	181	81.53%
COLLARD, CLARE	DEM	37	16.67%
PROCTOR, RICHARD D	CON	4	1.80%
Write-in Votes		0	0.00%

U. S. HOUSE OF REPRESENTATIVE			
		Total	
Number of Precincts		1	
Precincts Reporting		1	100.0 %
Times Counted		252/318	79.2 %
Total Votes		246	
<b>BISHOP, ROB</b>	REP	201	81.71%
BOWEN, MORGAN	DEM	40	16.26%
BUCHMAN, JOSEPH GEDD	LIB	1	0.41%
PEARSON, KIRK D	CON	4	1.63%
Write-in Votes		0	0.00%

UTAH STATE HOUSE OF REPRESENTATIVES1			
		Total	
Number of Precincts		1	
Precincts Reporting		1	100.0 %
Times Counted		252/318	79.2 %
Total Votes		244	
<b>MENLOVE, RONDA RUDD</b>	REP	193	79.10%
MORGAN, BILLY R.	DEM	51	20.90%
Write-in Votes		0	0.00%

GOVERNOR			
		Total	
Number of Precincts		1	
Precincts Reporting		1	100.0 %
Times Counted		252/318	79.2 %
Total Votes		248	
<b>HUNTSMAN, JON M. JR</b>	REP	222	89.52%
SPRINGMEYER, BOB	DEM	21	8.47%
SCHANZE, DELL	LIB	5	2.02%
Write-in Votes		0	0.00%

UTAH STATE SCHOOL BOARD OF EDUCATION			
		Total	
Number of Precincts		1	
Precincts Reporting		1	100.0 %
Times Counted		252/318	79.2 %
Total Votes		206	
<b>LOCKE, SHELLY</b>		125	60.68%
ASHLIMAN, SUSIE CAMP		80	38.83%
Write-in Votes		1	0.49%

Election Summary Report  
 Box Elder County, Utah  
 General Election  
 November 4, 2008  
 Summary For Deweyville SSD, All Counters, All Races  
 Official Results

Date:11/17/08  
 Time:13:19:42  
 Page:2 of 3

Registered Voters 318 - Cards Cast 252 79.25%

Num. Report Precinct 1 - Num. Reporting 1 100.00%

BOX ELDER COUNTY COMMISSION			
SEAT C			
		Total	
Number of Precincts		1	
Precincts Reporting		1	100.0 %
Times Counted		252/318	79.2 %
Total Votes		247	
<b>SHAFFER, BRIAN K.</b>	REP	152	61.54%
ANDERSON, ELI H.	DEM	92	37.25%
PHIPPS, LEE	CON	3	1.21%
Write-in Votes		0	0.00%

Judge GREGORY K. ORME			
		Total	
Number of Precincts		1	
Precincts Reporting		1	100.0 %
Times Counted		252/318	79.2 %
Total Votes		224	
<b>YES</b>		194	86.61%
<b>NO</b>		30	13.39%

Judge RUSSELL W. BENCH			
		Total	
Number of Precincts		1	
Precincts Reporting		1	100.0 %
Times Counted		252/318	79.2 %
Total Votes		221	
<b>YES</b>		191	86.43%
<b>NO</b>		30	13.57%

Judge BEN H. HADFIELD			
		Total	
Number of Precincts		1	
Precincts Reporting		1	100.0 %
Times Counted		252/318	79.2 %
Total Votes		232	
<b>YES</b>		193	83.19%
<b>NO</b>		39	16.81%

Judge JAMES Z. DAVIS			
		Total	
Number of Precincts		1	
Precincts Reporting		1	100.0 %
Times Counted		252/318	79.2 %
Total Votes		222	
<b>YES</b>		198	89.19%
<b>NO</b>		24	10.81%

Judge THOMAS L. WILLMORE			
		Total	
Number of Precincts		1	
Precincts Reporting		1	100.0 %
Times Counted		252/318	79.2 %
Total Votes		224	
<b>YES</b>		193	86.16%
<b>NO</b>		31	13.84%

Judge PAMELA T. GREENWOOD			
		Total	
Number of Precincts		1	
Precincts Reporting		1	100.0 %
Times Counted		252/318	79.2 %
Total Votes		226	
<b>YES</b>		195	86.28%
<b>NO</b>		31	13.72%

Judge LARRY E. JONES			
		Total	
Number of Precincts		1	
Precincts Reporting		1	100.0 %
Times Counted		252/318	79.2 %
Total Votes		224	
<b>YES</b>		193	86.16%
<b>NO</b>		31	13.84%

Judge CAROLYN B. McHUGH			
		Total	
Number of Precincts		1	
Precincts Reporting		1	100.0 %
Times Counted		252/318	79.2 %
Total Votes		223	
<b>YES</b>		193	86.55%
<b>NO</b>		30	13.45%

Constitutional Amendment A			
		Total	
Number of Precincts		1	
Precincts Reporting		1	100.0 %
Times Counted		252/318	79.2 %
Total Votes		226	
<b>YES</b>		177	78.32%
<b>NO</b>		49	21.68%

Election Summary Report  
 Box Elder County, Utah  
 General Election  
 November 4, 2008

Date:11/17/08  
 Time:13:19:42  
 Page:3 of 3

Summary For Deweyville SSD, All Counters, All Races  
 Official Results

Registered Voters 318 - Cards Cast 252 79.25%

Num. Report Precinct 1 - Num. Reporting 1 100.00%

Constitutional Amendment B		Total	
Number of Precincts	1		
Precincts Reporting	1	100.0 %	
Times Counted	252/318	79.2 %	
Total Votes	231		
<b>YES</b>	154	66.67%	
<b>NO</b>	77	33.33%	

PROPOSITION 8		Total	
Number of Precincts	1		
Precincts Reporting	1	100.0 %	
Times Counted	252/318	79.2 %	
Total Votes	245		
<b>FOR</b>	140	57.14%	
<b>AGAINST</b>	105	42.86%	

Constitutional Amendment C		Total	
Number of Precincts	1		
Precincts Reporting	1	100.0 %	
Times Counted	252/318	79.2 %	
Total Votes	228		
<b>YES</b>	151	66.23%	
<b>NO</b>	77	33.77%	

PROPOSITION 9		Total	
Number of Precincts	1		
Precincts Reporting	1	100.0 %	
Times Counted	252/318	79.2 %	
Total Votes	243		
<b>FOR</b>	144	59.26%	
<b>AGAINST</b>	99	40.74%	

Constitutional Amendment D		Total	
Number of Precincts	1		
Precincts Reporting	1	100.0 %	
Times Counted	252/318	79.2 %	
Total Votes	227		
<b>YES</b>	167	73.57%	
<b>NO</b>	60	26.43%	

Constitutional Amendment E		Total	
Number of Precincts	1		
Precincts Reporting	1	100.0 %	
Times Counted	252/318	79.2 %	
Total Votes	228		
<b>YES</b>	99	43.42%	
<b>NO</b>	129	56.58%	

PROPOSITION 2		Total	
Number of Precincts	1		
Precincts Reporting	1	100.0 %	
Times Counted	252/318	79.2 %	
Total Votes	250		
<b>FOR</b>	137	54.80%	
<b>AGAINST</b>	113	45.20%	



Election Summary Report  
 Box Elder County, Utah  
 General Election  
 November 4, 2008  
 Summary For Elwood, All Counters, All Races  
 Official Results

Date:11/17/08  
 Time:13:19:39  
 Page:1 of 3

Registered Voters 17 - Cards Cast 98 576.47%

Num. Report Precinct 1 - Num. Reporting 1 100.00%

STRAIGHT PARTY			
		Total	
Number of Precincts		1	
Precincts Reporting		1	100.0 %
Times Counted	98/17	576.5 %	
Total Votes		18	
<b>REPUBLICAN</b>	REP	12	66.67%
DEMOCRATIC	DEM	5	27.78%
LIBERTARIAN	LIB	0	0.00%
CONSTITUTION	CON	1	5.56%

ATTY GENERAL			
		Total	
Number of Precincts		1	
Precincts Reporting		1	100.0 %
Times Counted	98/17	576.5 %	
Total Votes		94	
<b>SHURTLEFF, MARK L.</b>	REP	79	84.04%
HILL, JEAN WELCH	DEM	12	12.77%
McCULLOUGH, W. ANDRE	LIB	3	3.19%
Write-in Votes		0	0.00%

U.S. PRESIDENT			
		Total	
Number of Precincts		1	
Precincts Reporting		1	100.0 %
Times Counted	98/17	576.5 %	
Total Votes		98	
<b>McCAIN, JOHN</b>	REP	81	82.65%
OBAMA, BARACK	DEM	16	16.33%
BARR, BOB	LIB	0	0.00%
BALDWIN, CHARLES O	CON	0	0.00%
NADER, RALPH	PF	0	0.00%
LA RIVA, GLORIA	SL	1	1.02%
McKINNEY, CYNTHIA	GRE	0	0.00%
Write-in Votes		0	0.00%

STATE TREASURER			
		Total	
Number of Precincts		1	
Precincts Reporting		1	100.0 %
Times Counted	98/17	576.5 %	
Total Votes		86	
<b>ELLIS, RICHARD K.</b>	REP	68	79.07%
CLARK, DICK	DEM	18	20.93%
Write-in Votes		0	0.00%

U. S. HOUSE OF REPRESENTATIVE			
		Total	
Number of Precincts		1	
Precincts Reporting		1	100.0 %
Times Counted	98/17	576.5 %	
Total Votes		94	
<b>BISHOP, ROB</b>	REP	77	81.91%
BOWEN, MORGAN	DEM	12	12.77%
BUCHMAN, JOSEPH GEDD	LIB	2	2.13%
PEARSON, KIRK D	CON	3	3.19%
Write-in Votes		0	0.00%

STATE AUDITOR			
		Total	
Number of Precincts		1	
Precincts Reporting		1	100.0 %
Times Counted	98/17	576.5 %	
Total Votes		84	
<b>JOHNSON, AUSTON G. 3</b>	REP	64	76.19%
COLLARD, CLARE	DEM	15	17.86%
PROCTOR, RICHARD D	CON	5	5.95%
Write-in Votes		0	0.00%

GOVERNOR			
		Total	
Number of Precincts		1	
Precincts Reporting		1	100.0 %
Times Counted	98/17	576.5 %	
Total Votes		97	
<b>HUNTSMAN, JON M. JR</b>	REP	90	92.78%
SPRINGMEYER, BOB	DEM	7	7.22%
SCHANZE, DELL	LIB	0	0.00%
Write-in Votes		0	0.00%

UTAH STATE HOUSE OF REPRESENTATIVES1			
		Total	
Number of Precincts		1	
Precincts Reporting		1	100.0 %
Times Counted	98/17	576.5 %	
Total Votes		94	
<b>MENLOVE, RONDA RUDD</b>	REP	71	75.53%
MORGAN, BILLY R.	DEM	23	24.47%
Write-in Votes		0	0.00%

UTAH STATE SCHOOL BOARD OF EDUCATION			
		Total	
Number of Precincts		1	
Precincts Reporting		1	100.0 %
Times Counted	98/17	576.5 %	
Total Votes		82	
<b>LOCKE, SHELLY</b>		48	58.54%
ASHLIMAN, SUSIE CAMP		34	41.46%
Write-in Votes		0	0.00%

Election Summary Report  
 Box Elder County, Utah  
 General Election  
 November 4, 2008

Date:11/17/08  
 Time:13:19:39  
 Page:2 of 3

Summary For Elwood, All Counters, All Races  
 Official Results

Registered Voters 17 - Cards Cast 98 576.47%

Num. Report Precinct 1 - Num. Reporting 1 100.00%

BOX ELDER COUNTY COMMISSION SEAT C			
		Total	
Number of Precincts		1	
Precincts Reporting		1	100.0 %
Times Counted	98/17	576.5	%
Total Votes		97	
SHAFFER, BRIAN K.	REP	44	45.36%
ANDERSON, ELI H.	DEM	52	53.61%
PHIPPS, LEE	CON	1	1.03%
Write-in Votes		0	0.00%

Judge GREGORY K. ORME		Total	
Number of Precincts		1	
Precincts Reporting		1	100.0 %
Times Counted	98/17	576.5	%
Total Votes		86	
YES		74	86.05%
NO		12	13.95%

Judge RUSSELL W. BENCH		Total	
Number of Precincts		1	
Precincts Reporting		1	100.0 %
Times Counted	98/17	576.5	%
Total Votes		88	
YES		76	86.36%
NO		12	13.64%

Judge BEN H. HADFIELD		Total	
Number of Precincts		1	
Precincts Reporting		1	100.0 %
Times Counted	98/17	576.5	%
Total Votes		90	
YES		75	83.33%
NO		15	16.67%

Judge JAMES Z. DAVIS		Total	
Number of Precincts		1	
Precincts Reporting		1	100.0 %
Times Counted	98/17	576.5	%
Total Votes		87	
YES		76	87.36%
NO		11	12.64%

Judge THOMAS L. WILLMORE		Total	
Number of Precincts		1	
Precincts Reporting		1	100.0 %
Times Counted	98/17	576.5	%
Total Votes		86	
YES		74	86.05%
NO		12	13.95%

Judge PAMELA T. GREENWOOD		Total	
Number of Precincts		1	
Precincts Reporting		1	100.0 %
Times Counted	98/17	576.5	%
Total Votes		86	
YES		75	87.21%
NO		11	12.79%

Judge LARRY E. JONES		Total	
Number of Precincts		1	
Precincts Reporting		1	100.0 %
Times Counted	98/17	576.5	%
Total Votes		84	
YES		76	90.48%
NO		8	9.52%

Judge CAROLYN B. McHUGH		Total	
Number of Precincts		1	
Precincts Reporting		1	100.0 %
Times Counted	98/17	576.5	%
Total Votes		86	
YES		73	84.88%
NO		13	15.12%

Constitutional Amendment A		Total	
Number of Precincts		1	
Precincts Reporting		1	100.0 %
Times Counted	98/17	576.5	%
Total Votes		90	
YES		67	74.44%
NO		23	25.56%

**Election Summary Report**  
**Box Elder County, Utah**  
**General Election**  
**November 4, 2008**  
**Summary For Elwood, All Counters, All Races**  
**Official Results**

Date:11/17/08  
 Time:13:19:39  
 Page:3 of 3

Registered Voters 17 - Cards Cast 98 576.47%

Num. Report Precinct 1 - Num. Reporting 1 100.00%

Constitutional Amendment B		Total
Number of Precincts		1
Precincts Reporting	1	100.0 %
Times Counted	98/17	576.5 %
Total Votes		84
<b>YES</b>	50	59.52%
<b>NO</b>	34	40.48%

Constitutional Amendment C		Total
Number of Precincts		1
Precincts Reporting	1	100.0 %
Times Counted	98/17	576.5 %
Total Votes		87
<b>YES</b>	54	62.07%
<b>NO</b>	33	37.93%

Constitutional Amendment D		Total
Number of Precincts		1
Precincts Reporting	1	100.0 %
Times Counted	98/17	576.5 %
Total Votes		86
<b>YES</b>	66	76.74%
<b>NO</b>	20	23.26%

Constitutional Amendment E		Total
Number of Precincts		1
Precincts Reporting	1	100.0 %
Times Counted	98/17	576.5 %
Total Votes		85
<b>YES</b>	33	38.82%
<b>NO</b>	52	61.18%

PROPOSITION 2		Total
Number of Precincts		1
Precincts Reporting	1	100.0 %
Times Counted	98/17	576.5 %
Total Votes		96
<b>FOR</b>	74	77.08%
<b>AGAINST</b>	22	22.92%

Election Summary Report  
 Box Elder County, Utah  
 General Election  
 November 4, 2008  
 Summary For Elwood SSD, All Counters, All Races  
 Official Results

Date:11/17/08  
 Time:13:19:36  
 Page:1 of 3

Registered Voters 755 - Cards Cast 484 64.11%

Num. Report Precinct 1 - Num. Reporting 1 100.00%

STRAIGHT PARTY			
		Total	
Number of Precincts		1	
Precincts Reporting		1	100.0 %
Times Counted	484/755	64.1 %	
Total Votes		104	
<b>REPUBLICAN</b>	REP	90	86.54%
DEMOCRATIC	DEM	13	12.50%
LIBERTARIAN	LIB	0	0.00%
CONSTITUTION	CON	1	0.96%

ATTY GENERAL			
		Total	
Number of Precincts		1	
Precincts Reporting		1	100.0 %
Times Counted	484/755	64.1 %	
Total Votes		476	
<b>SHURTLEFF, MARK L.</b>	REP	399	83.82%
HILL, JEAN WELCH	DEM	64	13.45%
McCULLOUGH, W. ANDRE	LIB	13	2.73%
Write-in Votes		0	0.00%

U.S. PRESIDENT			
		Total	
Number of Precincts		1	
Precincts Reporting		1	100.0 %
Times Counted	484/755	64.1 %	
Total Votes		479	
<b>McCAIN, JOHN</b>	REP	402	83.92%
OBAMA, BARACK	DEM	55	11.48%
BARR, BOB	LIB	2	0.42%
BALDWIN, CHARLES O	CON	7	1.46%
NADER, RALPH	PF	7	1.46%
LA RIVA, GLORIA	SL	0	0.00%
McKINNEY, CYNTHIA	GRE	2	0.42%
Write-in Votes		4	0.84%

STATE TREASURER			
		Total	
Number of Precincts		1	
Precincts Reporting		1	100.0 %
Times Counted	484/755	64.1 %	
Total Votes		455	
<b>ELLIS, RICHARD K.</b>	REP	363	79.78%
CLARK, DICK	DEM	92	20.22%
Write-in Votes		0	0.00%

U. S. HOUSE OF REPRESENTATIVE			
		Total	
Number of Precincts		1	
Precincts Reporting		1	100.0 %
Times Counted	484/755	64.1 %	
Total Votes		473	
<b>BISHOP, ROB</b>	REP	379	80.13%
BOWEN, MORGAN	DEM	73	15.43%
BUCHMAN, JOSEPH GEDD	LIB	8	1.69%
PEARSON, KIRK D	CON	13	2.75%
Write-in Votes		0	0.00%

STATE AUDITOR			
		Total	
Number of Precincts		1	
Precincts Reporting		1	100.0 %
Times Counted	484/755	64.1 %	
Total Votes		427	
<b>JOHNSON, AUSTON G. 3</b>	REP	332	77.75%
COLLARD, CLARE	DEM	80	18.74%
PROCTOR, RICHARD D	CON	15	3.51%
Write-in Votes		0	0.00%

GOVERNOR			
		Total	
Number of Precincts		1	
Precincts Reporting		1	100.0 %
Times Counted	484/755	64.1 %	
Total Votes		478	
<b>HUNTSMAN, JON M. JR</b>	REP	427	89.33%
SPRINGMEYER, BOB	DEM	34	7.11%
SCHANZE, DELL	LIB	17	3.56%
Write-in Votes		0	0.00%

UTAH STATE HOUSE OF REPRESENTATIVES 1			
		Total	
Number of Precincts		1	
Precincts Reporting		1	100.0 %
Times Counted	484/755	64.1 %	
Total Votes		475	
<b>MENLOVE, RONDA RUDD</b>	REP	391	82.32%
MORGAN, BILLY R.	DEM	84	17.68%
Write-in Votes		0	0.00%

UTAH STATE SCHOOL BOARD OF EDUCATION			
		Total	
Number of Precincts		1	
Precincts Reporting		1	100.0 %
Times Counted	484/755	64.1 %	
Total Votes		393	
<b>LOCKE, SHELLY</b>		239	60.81%
ASHLIMAN, SUSIE CAMP		153	38.93%
Write-in Votes		1	0.25%

**Election Summary Report**  
**Box Elder County, Utah**  
**General Election**  
**November 4, 2008**  
**Summary For Elwood SSD, All Counters, All Races**  
**Official Results**

Date:11/17/08  
 Time:13:19:36  
 Page:2 of 3

Registered Voters 755 - Cards Cast 484 64.11%

Num. Report Precinct 1 - Num. Reporting 1 100.00%

BOX ELDER COUNTY COMMISSION SEAT C			
	Total		
Number of Precincts	1		
Precincts Reporting	1	100.0 %	
Times Counted	484/755	64.1 %	
Total Votes	470		
<b>SHAFFER, BRIAN K.</b>	REP	282	60.00%
ANDERSON, ELI H.	DEM	176	37.45%
PHIPPS, LEE	CON	12	2.55%
Write-in Votes	0	0.00%	

Judge GREGORY K. ORME			
	Total		
Number of Precincts	1		
Precincts Reporting	1	100.0 %	
Times Counted	484/755	64.1 %	
Total Votes	420		
<b>YES</b>		355	84.52%
<b>NO</b>		65	15.48%

Judge RUSSELL W. BENCH			
	Total		
Number of Precincts	1		
Precincts Reporting	1	100.0 %	
Times Counted	484/755	64.1 %	
Total Votes	428		
<b>YES</b>		357	83.41%
<b>NO</b>		71	16.59%

Judge BEN H. HADFIELD			
	Total		
Number of Precincts	1		
Precincts Reporting	1	100.0 %	
Times Counted	484/755	64.1 %	
Total Votes	438		
<b>YES</b>		350	79.91%
<b>NO</b>		88	20.09%

Judge JAMES Z. DAVIS			
	Total		
Number of Precincts	1		
Precincts Reporting	1	100.0 %	
Times Counted	484/755	64.1 %	
Total Votes	423		
<b>YES</b>		354	83.69%
<b>NO</b>		69	16.31%

Judge THOMAS L. WILLMORE			
	Total		
Number of Precincts	1		
Precincts Reporting	1	100.0 %	
Times Counted	484/755	64.1 %	
Total Votes	417		
<b>YES</b>		347	83.21%
<b>NO</b>		70	16.79%

Judge PAMELA T. GREENWOOD			
	Total		
Number of Precincts	1		
Precincts Reporting	1	100.0 %	
Times Counted	484/755	64.1 %	
Total Votes	423		
<b>YES</b>		354	83.69%
<b>NO</b>		69	16.31%

Judge LARRY E. JONES			
	Total		
Number of Precincts	1		
Precincts Reporting	1	100.0 %	
Times Counted	484/755	64.1 %	
Total Votes	422		
<b>YES</b>		355	84.12%
<b>NO</b>		67	15.88%

Judge CAROLYN B. McHUGH			
	Total		
Number of Precincts	1		
Precincts Reporting	1	100.0 %	
Times Counted	484/755	64.1 %	
Total Votes	418		
<b>YES</b>		354	84.69%
<b>NO</b>		64	15.31%

Constitutional Amendment A			
	Total		
Number of Precincts	1		
Precincts Reporting	1	100.0 %	
Times Counted	484/755	64.1 %	
Total Votes	445		
<b>YES</b>		321	72.13%
<b>NO</b>		124	27.87%

**Election Summary Report**  
**Box Elder County, Utah**  
**General Election**  
**November 4, 2008**  
**Summary For Elwood SSD, All Counters, All Races**  
**Official Results**

Date:11/17/08  
 Time:13:19:36  
 Page:3 of 3

Registered Voters 755 - Cards Cast 484 64.11%

Num. Report Precinct 1 - Num. Reporting 1 100.00%

Constitutional Amendment B		Total	
Number of Precincts	1		
Precincts Reporting	1	100.0 %	
Times Counted	484/755	64.1 %	
Total Votes	435		
<b>YES</b>	275	63.22%	
<b>NO</b>	160	36.78%	

PROPOSITION 8		Total	
Number of Precincts	1		
Precincts Reporting	1	100.0 %	
Times Counted	484/755	64.1 %	
Total Votes	469		
<b>FOR</b>	175	37.31%	
<b>AGAINST</b>	294	62.69%	

Constitutional Amendment C		Total	
Number of Precincts	1		
Precincts Reporting	1	100.0 %	
Times Counted	484/755	64.1 %	
Total Votes	439		
<b>YES</b>	297	67.65%	
<b>NO</b>	142	32.35%	

PROPOSITION 9		Total	
Number of Precincts	1		
Precincts Reporting	1	100.0 %	
Times Counted	484/755	64.1 %	
Total Votes	468		
<b>FOR</b>	176	37.61%	
<b>AGAINST</b>	292	62.39%	

Constitutional Amendment D		Total	
Number of Precincts	1		
Precincts Reporting	1	100.0 %	
Times Counted	484/755	64.1 %	
Total Votes	435		
<b>YES</b>	320	73.56%	
<b>NO</b>	115	26.44%	

Constitutional Amendment E		Total	
Number of Precincts	1		
Precincts Reporting	1	100.0 %	
Times Counted	484/755	64.1 %	
Total Votes	439		
<b>YES</b>	178	40.55%	
<b>NO</b>	261	59.45%	

PROPOSITION 2		Total	
Number of Precincts	1		
Precincts Reporting	1	100.0 %	
Times Counted	484/755	64.1 %	
Total Votes	476		
<b>FOR</b>	308	64.71%	
<b>AGAINST</b>	168	35.29%	

Election Summary Report  
 Box Elder County, Utah  
 General Election  
 November 4, 2008  
 Summary For Fielding 01, All Counters, All Races  
 Official Results

Date:11/17/08  
 Time:13:19:34  
 Page:1 of 3

Registered Voters 252 - Cards Cast 213 84.52%

Num. Report Precinct 1 - Num. Reporting 1 100.00%

STRAIGHT PARTY			
		Total	
Number of Precincts		1	
Precincts Reporting		1	100.0 %
Times Counted		213/252	84.5 %
Total Votes		41	
<b>REPUBLICAN</b>	REP	35	85.37%
DEMOCRATIC	DEM	6	14.63%
LIBERTARIAN	LIB	0	0.00%
CONSTITUTION	CON	0	0.00%

ATTY GENERAL			
		Total	
Number of Precincts		1	
Precincts Reporting		1	100.0 %
Times Counted		213/252	84.5 %
Total Votes		209	
<b>SHURTLEFF, MARK L.</b>	REP	173	82.78%
HILL, JEAN WELCH	DEM	26	12.44%
McCULLOUGH, W. ANDRE	LIB	10	4.78%
Write-in Votes		0	0.00%

U.S. PRESIDENT			
		Total	
Number of Precincts		1	
Precincts Reporting		1	100.0 %
Times Counted		213/252	84.5 %
Total Votes		212	
<b>McCAIN, JOHN</b>	REP	186	87.74%
OBAMA, BARACK	DEM	21	9.91%
BARR, BOB	LIB	1	0.47%
BALDWIN, CHARLES O	CON	2	0.94%
NADER, RALPH	PF	0	0.00%
LA RIVA, GLORIA	SL	0	0.00%
McKINNEY, CYNTHIA	GRE	0	0.00%
Write-in Votes		2	0.94%

STATE TREASURER			
		Total	
Number of Precincts		1	
Precincts Reporting		1	100.0 %
Times Counted		213/252	84.5 %
Total Votes		200	
<b>ELLIS, RICHARD K.</b>	REP	167	83.50%
CLARK, DICK	DEM	33	16.50%
Write-in Votes		0	0.00%

U. S. HOUSE OF REPRESENTATIVE			
		Total	
Number of Precincts		1	
Precincts Reporting		1	100.0 %
Times Counted		213/252	84.5 %
Total Votes		209	
<b>BISHOP, ROB</b>	REP	168	80.38%
BOWEN, MORGAN	DEM	34	16.27%
BUCHMAN, JOSEPH GEDD	LIB	3	1.44%
PEARSON, KIRK D	CON	3	1.44%
Write-in Votes		1	0.48%

STATE AUDITOR			
		Total	
Number of Precincts		1	
Precincts Reporting		1	100.0 %
Times Counted		213/252	84.5 %
Total Votes		191	
<b>JOHNSON, AUSTON G. 3</b>	REP	166	86.91%
COLLARD, CLARE	DEM	24	12.57%
PROCTOR, RICHARD D	CON	1	0.52%
Write-in Votes		0	0.00%

GOVERNOR			
		Total	
Number of Precincts		1	
Precincts Reporting		1	100.0 %
Times Counted		213/252	84.5 %
Total Votes		208	
<b>HUNTSMAN, JON M. JR</b>	REP	193	92.79%
SPRINGMEYER, BOB	DEM	10	4.81%
SCHANZE, DELL	LIB	5	2.40%
Write-in Votes		0	0.00%

UTAH STATE HOUSE OF REPRESENTATIVES1			
		Total	
Number of Precincts		1	
Precincts Reporting		1	100.0 %
Times Counted		213/252	84.5 %
Total Votes		211	
<b>MENLOVE, RONDA RUDD</b>	REP	174	82.46%
MORGAN, BILLY R.	DEM	37	17.54%
Write-in Votes		0	0.00%

UTAH STATE SCHOOL BOARD OF EDUCATION			
		Total	
Number of Precincts		1	
Precincts Reporting		1	100.0 %
Times Counted		213/252	84.5 %
Total Votes		188	
<b>LOCKE, SHELLY</b>		124	65.96%
ASHLIMAN, SUSIE CAMP		62	32.98%
Write-in Votes		2	1.06%

Election Summary Report  
 Box Elder County, Utah  
 General Election  
 November 4, 2008  
 Summary For Fielding 01, All Counters, All Races  
 Official Results

Date:11/17/08  
 Time:13:19:34  
 Page:2 of 3

Registered Voters 252 - Cards Cast 213 84.52%

Num. Report Precinct 1 - Num. Reporting 1 100.00%

BOX ELDER COUNTY COMMISSION SEAT C			
		Total	
Number of Precincts		1	
Precincts Reporting		1	100.0 %
Times Counted	213/252	84.5 %	
Total Votes		210	
<b>SHAFFER, BRIAN K.</b>	REP	154	73.33%
ANDERSON, ELI H.	DEM	52	24.76%
PHIPPS, LEE	CON	4	1.90%
Write-in Votes		0	0.00%

Judge GREGORY K. ORME			
		Total	
Number of Precincts		1	
Precincts Reporting		1	100.0 %
Times Counted	213/252	84.5 %	
Total Votes		195	
<b>YES</b>		166	85.13%
<b>NO</b>		29	14.87%

Judge RUSSELL W. BENCH			
		Total	
Number of Precincts		1	
Precincts Reporting		1	100.0 %
Times Counted	213/252	84.5 %	
Total Votes		194	
<b>YES</b>		169	87.11%
<b>NO</b>		25	12.89%

Judge BEN H. HADFIELD			
		Total	
Number of Precincts		1	
Precincts Reporting		1	100.0 %
Times Counted	213/252	84.5 %	
Total Votes		204	
<b>YES</b>		167	81.86%
<b>NO</b>		37	18.14%

Judge JAMES Z. DAVIS			
		Total	
Number of Precincts		1	
Precincts Reporting		1	100.0 %
Times Counted	213/252	84.5 %	
Total Votes		196	
<b>YES</b>		172	87.76%
<b>NO</b>		24	12.24%

Judge THOMAS L. WILLMORE			
		Total	
Number of Precincts		1	
Precincts Reporting		1	100.0 %
Times Counted	213/252	84.5 %	
Total Votes		197	
<b>YES</b>		169	85.79%
<b>NO</b>		28	14.21%

Judge PAMELA T. GREENWOOD			
		Total	
Number of Precincts		1	
Precincts Reporting		1	100.0 %
Times Counted	213/252	84.5 %	
Total Votes		197	
<b>YES</b>		168	85.28%
<b>NO</b>		29	14.72%

Judge LARRY E. JONES			
		Total	
Number of Precincts		1	
Precincts Reporting		1	100.0 %
Times Counted	213/252	84.5 %	
Total Votes		195	
<b>YES</b>		169	86.67%
<b>NO</b>		26	13.33%

Judge CAROLYN B. McHUGH			
		Total	
Number of Precincts		1	
Precincts Reporting		1	100.0 %
Times Counted	213/252	84.5 %	
Total Votes		196	
<b>YES</b>		169	86.22%
<b>NO</b>		27	13.78%

BOX ELDER COUNTY SCHOOL BOARD DIST 1			
		Total	
Number of Precincts		1	
Precincts Reporting		1	100.0 %
Times Counted	213/252	84.5 %	
Total Votes		199	
<b>CAPENER, LYNN A</b>		197	98.99%
Write-in Votes		2	1.01%



**Election Summary Report**  
**Box Elder County, Utah**  
**General Election**  
**November 4, 2008**  
**Summary For Fielding 01, All Counters, All Races**  
**Official Results**

Date:11/17/08  
 Time:13:19:34  
 Page:3 of 3

Registered Voters 252 - Cards Cast 213 84.52%

Num. Report Precinct 1 - Num. Reporting 1 100.00%

Constitutional Amendment A		Total	
Number of Precincts	1		
Precincts Reporting	1	100.0 %	
Times Counted	213/252	84.5 %	
Total Votes	202		
<b>YES</b>	140	69.31%	
<b>NO</b>	62	30.69%	

PROPOSITION 2		Total	
Number of Precincts	1		
Precincts Reporting	1	100.0 %	
Times Counted	213/252	84.5 %	
Total Votes	210		
<b>FOR</b>	139	66.19%	
<b>AGAINST</b>	71	33.81%	

Constitutional Amendment B		Total	
Number of Precincts	1		
Precincts Reporting	1	100.0 %	
Times Counted	213/252	84.5 %	
Total Votes	199		
<b>YES</b>	114	57.29%	
<b>NO</b>	85	42.71%	

Constitutional Amendment C		Total	
Number of Precincts	1		
Precincts Reporting	1	100.0 %	
Times Counted	213/252	84.5 %	
Total Votes	203		
<b>YES</b>	137	67.49%	
<b>NO</b>	66	32.51%	

Constitutional Amendment D		Total	
Number of Precincts	1		
Precincts Reporting	1	100.0 %	
Times Counted	213/252	84.5 %	
Total Votes	201		
<b>YES</b>	151	75.12%	
<b>NO</b>	50	24.88%	

Constitutional Amendment E		Total	
Number of Precincts	1		
Precincts Reporting	1	100.0 %	
Times Counted	213/252	84.5 %	
Total Votes	201		
<b>YES</b>	80	39.80%	
<b>NO</b>	121	60.20%	

Election Summary Report  
 Box Elder County, Utah  
 General Election  
 November 4, 2008  
 Summary For Fielding 02, All Counters, All Races  
 Official Results

Date:11/17/08  
 Time:13:19:30  
 Page:1 of 3

Registered Voters 253 - Cards Cast 195 77.08%

Num. Report Precinct 1 - Num. Reporting 1 100.00%

STRAIGHT PARTY			
		Total	
Number of Precincts		1	
Precincts Reporting		1	100.0 %
Times Counted		195/253	77.1 %
Total Votes		59	
<b>REPUBLICAN</b>	REP	57	96.61%
DEMOCRATIC	DEM	2	3.39%
LIBERTARIAN	LIB	0	0.00%
CONSTITUTION	CON	0	0.00%

ATTY GENERAL			
		Total	
Number of Precincts		1	
Precincts Reporting		1	100.0 %
Times Counted		195/253	77.1 %
Total Votes		186	
<b>SHURTLEFF, MARK L.</b>	REP	165	88.71%
HILL, JEAN WELCH	DEM	15	8.06%
McCULLOUGH, W. ANDRE	LIB	6	3.23%
Write-in Votes		0	0.00%

U.S. PRESIDENT			
		Total	
Number of Precincts		1	
Precincts Reporting		1	100.0 %
Times Counted		195/253	77.1 %
Total Votes		192	
<b>McCAIN, JOHN</b>	REP	172	89.58%
OBAMA, BARACK	DEM	19	9.90%
BARR, BOB	LIB	0	0.00%
BALDWIN, CHARLES O	CON	1	0.52%
NADER, RALPH	PF	0	0.00%
LA RIVA, GLORIA	SL	0	0.00%
McKINNEY, CYNTHIA	GRE	0	0.00%
Write-in Votes		0	0.00%

STATE TREASURER			
		Total	
Number of Precincts		1	
Precincts Reporting		1	100.0 %
Times Counted		195/253	77.1 %
Total Votes		175	
<b>ELLIS, RICHARD K.</b>	REP	154	88.00%
CLARK, DICK	DEM	21	12.00%
Write-in Votes		0	0.00%

U. S. HOUSE OF REPRESENTATIVE			
		Total	
Number of Precincts		1	
Precincts Reporting		1	100.0 %
Times Counted		195/253	77.1 %
Total Votes		186	
<b>BISHOP, ROB</b>	REP	158	84.95%
BOWEN, MORGAN	DEM	26	13.98%
BUCHMAN, JOSEPH GEDD	LIB	1	0.54%
PEARSON, KIRK D	CON	1	0.54%
Write-in Votes		0	0.00%

STATE AUDITOR			
		Total	
Number of Precincts		1	
Precincts Reporting		1	100.0 %
Times Counted		195/253	77.1 %
Total Votes		162	
<b>JOHNSON, AUSTON G. 3</b>	REP	137	84.57%
COLLARD, CLARE	DEM	21	12.96%
PROCTOR, RICHARD D	CON	4	2.47%
Write-in Votes		0	0.00%

GOVERNOR			
		Total	
Number of Precincts		1	
Precincts Reporting		1	100.0 %
Times Counted		195/253	77.1 %
Total Votes		188	
<b>HUNTSMAN, JON M. JR</b>	REP	170	90.43%
SPRINGMEYER, BOB	DEM	13	6.91%
SCHANZE, DELL	LIB	4	2.13%
Write-in Votes		1	0.53%

UTAH STATE HOUSE OF REPRESENTATIVES1			
		Total	
Number of Precincts		1	
Precincts Reporting		1	100.0 %
Times Counted		195/253	77.1 %
Total Votes		189	
<b>MENLOVE, RONDA RUDD</b>	REP	162	85.71%
MORGAN, BILLY R.	DEM	27	14.29%
Write-in Votes		0	0.00%

UTAH STATE SCHOOL BOARD OF EDUCATION			
		Total	
Number of Precincts		1	
Precincts Reporting		1	100.0 %
Times Counted		195/253	77.1 %
Total Votes		137	
<b>LOCKE, SHELLY</b>		91	66.42%
ASHLIMAN, SUSIE CAMP		44	32.12%
Write-in Votes		2	1.46%

Election Summary Report  
 Box Elder County, Utah  
 General Election  
 November 4, 2008  
 Summary For Fielding 02, All Counters, All Races  
 Official Results

Date:11/17/08  
 Time:13:19:30  
 Page:2 of 3

Registered Voters 253 - Cards Cast 195 77.08%

Num. Report Precinct 1 - Num. Reporting 1 100.00%

BOX ELDER COUNTY COMMISSION SEAT C			
		Total	
Number of Precincts		1	
Precincts Reporting		1	100.0 %
Times Counted		195/253	77.1 %
Total Votes		188	
<b>SHAFFER, BRIAN K.</b>	REP	144	76.60%
ANDERSON, ELI H.	DEM	43	22.87%
PHIPPS, LEE	CON	1	0.53%
Write-in Votes		0	0.00%

Judge GREGORY K. ORME			
		Total	
Number of Precincts		1	
Precincts Reporting		1	100.0 %
Times Counted		195/253	77.1 %
Total Votes		162	
<b>YES</b>		132	81.48%
<b>NO</b>		30	18.52%

Judge RUSSELL W. BENCH			
		Total	
Number of Precincts		1	
Precincts Reporting		1	100.0 %
Times Counted		195/253	77.1 %
Total Votes		163	
<b>YES</b>		134	82.21%
<b>NO</b>		29	17.79%

Judge BEN H. HADFIELD			
		Total	
Number of Precincts		1	
Precincts Reporting		1	100.0 %
Times Counted		195/253	77.1 %
Total Votes		171	
<b>YES</b>		126	73.68%
<b>NO</b>		45	26.32%

Judge JAMES Z. DAVIS			
		Total	
Number of Precincts		1	
Precincts Reporting		1	100.0 %
Times Counted		195/253	77.1 %
Total Votes		162	
<b>YES</b>		132	81.48%
<b>NO</b>		30	18.52%

Judge THOMAS L. WILLMORE			
		Total	
Number of Precincts		1	
Precincts Reporting		1	100.0 %
Times Counted		195/253	77.1 %
Total Votes		165	
<b>YES</b>		136	82.42%
<b>NO</b>		29	17.58%

Judge PAMELA T. GREENWOOD			
		Total	
Number of Precincts		1	
Precincts Reporting		1	100.0 %
Times Counted		195/253	77.1 %
Total Votes		163	
<b>YES</b>		136	83.44%
<b>NO</b>		27	16.56%

Judge LARRY E. JONES			
		Total	
Number of Precincts		1	
Precincts Reporting		1	100.0 %
Times Counted		195/253	77.1 %
Total Votes		163	
<b>YES</b>		132	80.98%
<b>NO</b>		31	19.02%

Judge CAROLYN B. McHUGH			
		Total	
Number of Precincts		1	
Precincts Reporting		1	100.0 %
Times Counted		195/253	77.1 %
Total Votes		163	
<b>YES</b>		134	82.21%
<b>NO</b>		29	17.79%

BOX ELDER COUNTY SCHOOL BOARD DIST 1			
		Total	
Number of Precincts		1	
Precincts Reporting		1	100.0 %
Times Counted		195/253	77.1 %
Total Votes		177	
<b>CAPENER, LYNN A</b>		176	99.44%
Write-in Votes		1	0.56%

**Election Summary Report**  
**Box Elder County, Utah**  
**General Election**  
**November 4, 2008**  
**Summary For Fielding 02, All Counters, All Races**  
**Official Results**

Date:11/17/08  
 Time:13:19:30  
 Page:3 of 3

Registered Voters 253 - Cards Cast 195 77.08%

Num. Report Precinct 1 - Num. Reporting 1 100.00%

Constitutional Amendment A			
	Total		
Number of Precincts	1		
Precincts Reporting	1	100.0 %	
Times Counted	195/253	77.1 %	
Total Votes	170		
<b>YES</b>	117	68.82%	
<b>NO</b>	53	31.18%	

PROPOSITION 2			
	Total		
Number of Precincts	1		
Precincts Reporting	1	100.0 %	
Times Counted	195/253	77.1 %	
Total Votes	188		
<b>FOR</b>	112	59.57%	
<b>AGAINST</b>	76	40.43%	

Constitutional Amendment B			
	Total		
Number of Precincts	1		
Precincts Reporting	1	100.0 %	
Times Counted	195/253	77.1 %	
Total Votes	171		
<b>YES</b>	101	59.06%	
<b>NO</b>	70	40.94%	

Constitutional Amendment C			
	Total		
Number of Precincts	1		
Precincts Reporting	1	100.0 %	
Times Counted	195/253	77.1 %	
Total Votes	172		
<b>YES</b>	118	68.60%	
<b>NO</b>	54	31.40%	

Constitutional Amendment D			
	Total		
Number of Precincts	1		
Precincts Reporting	1	100.0 %	
Times Counted	195/253	77.1 %	
Total Votes	167		
<b>YES</b>	126	75.45%	
<b>NO</b>	41	24.55%	

Constitutional Amendment E			
	Total		
Number of Precincts	1		
Precincts Reporting	1	100.0 %	
Times Counted	195/253	77.1 %	
Total Votes	171		
<b>YES</b>	58	33.92%	
<b>NO</b>	113	66.08%	

Election Summary Report  
 Box Elder County, Utah  
 General Election  
 November 4, 2008  
 Summary For Garland 01, All Counters, All Races  
 Official Results

Date:11/17/08  
 Time:13:19:28  
 Page:1 of 3

Registered Voters 654 - Cards Cast 444 67.89%

Num. Report Precinct 1 - Num. Reporting 1 100.00%

STRAIGHT PARTY			
		Total	
Number of Precincts		1	
Precincts Reporting		1	100.0 %
Times Counted		444/654	67.9 %
Total Votes		114	
<b>REPUBLICAN</b>	REP	92	80.70%
DEMOCRATIC	DEM	18	15.79%
LIBERTARIAN	LIB	1	0.88%
CONSTITUTION	CON	3	2.63%

ATTY GENERAL			
		Total	
Number of Precincts		1	
Precincts Reporting		1	100.0 %
Times Counted		444/654	67.9 %
Total Votes		422	
<b>SHURTLEFF, MARK L.</b>	REP	350	82.94%
HILL, JEAN WELCH	DEM	59	13.98%
McCULLOUGH, W. ANDRE	LIB	13	3.08%
Write-in Votes		0	0.00%

U.S. PRESIDENT			
		Total	
Number of Precincts		1	
Precincts Reporting		1	100.0 %
Times Counted		444/654	67.9 %
Total Votes		441	
<b>McCAIN, JOHN</b>	REP	350	79.37%
OBAMA, BARACK	DEM	75	17.01%
BARR, BOB	LIB	2	0.45%
BALDWIN, CHARLES O	CON	5	1.13%
NADER, RALPH	PF	3	0.68%
LA RIVA, GLORIA	SL	0	0.00%
McKINNEY, CYNTHIA	GRE	0	0.00%
Write-in Votes		6	1.36%

STATE TREASURER			
		Total	
Number of Precincts		1	
Precincts Reporting		1	100.0 %
Times Counted		444/654	67.9 %
Total Votes		409	
<b>ELLIS, RICHARD K.</b>	REP	319	78.00%
CLARK, DICK	DEM	90	22.00%
Write-in Votes		0	0.00%

U. S. HOUSE OF REPRESENTATIVE			
		Total	
Number of Precincts		1	
Precincts Reporting		1	100.0 %
Times Counted		444/654	67.9 %
Total Votes		425	
<b>BISHOP, ROB</b>	REP	331	77.88%
BOWEN, MORGAN	DEM	71	16.71%
BUCHMAN, JOSEPH GEDD	LIB	13	3.06%
PEARSON, KIRK D	CON	10	2.35%
Write-in Votes		0	0.00%

STATE AUDITOR			
		Total	
Number of Precincts		1	
Precincts Reporting		1	100.0 %
Times Counted		444/654	67.9 %
Total Votes		378	
<b>JOHNSON, AUSTON G. 3</b>	REP	297	78.57%
COLLARD, CLARE	DEM	68	17.99%
PROCTOR, RICHARD D	CON	13	3.44%
Write-in Votes		0	0.00%

GOVERNOR			
		Total	
Number of Precincts		1	
Precincts Reporting		1	100.0 %
Times Counted		444/654	67.9 %
Total Votes		432	
<b>HUNTSMAN, JON M. JR</b>	REP	382	88.43%
SPRINGMEYER, BOB	DEM	36	8.33%
SCHANZE, DELL	LIB	13	3.01%
Write-in Votes		1	0.23%

UTAH STATE HOUSE OF REPRESENTATIVES1			
		Total	
Number of Precincts		1	
Precincts Reporting		1	100.0 %
Times Counted		444/654	67.9 %
Total Votes		426	
<b>MENLOVE, RONDA RUDD</b>	REP	341	80.05%
MORGAN, BILLY R.	DEM	84	19.72%
Write-in Votes		1	0.23%

UTAH STATE SCHOOL BOARD OF EDUCATION			
		Total	
Number of Precincts		1	
Precincts Reporting		1	100.0 %
Times Counted		444/654	67.9 %
Total Votes		364	
<b>LOCKE, SHELLY</b>		212	58.24%
ASHLIMAN, SUSIE CAMP		149	40.93%
Write-in Votes		3	0.82%

Election Summary Report  
 Box Elder County, Utah  
 General Election  
 November 4, 2008  
 Summary For Garland 01, All Counters, All Races  
 Official Results

Date:11/17/08  
 Time:13:19:28  
 Page:2 of 3

Registered Voters 654 - Cards Cast 444 67.89%

Num. Report Precinct 1 - Num. Reporting 1 100.00%

BOX ELDER COUNTY COMMISSION SEAT C			
	Total		
Number of Precincts	1		
Precincts Reporting	1	100.0 %	
Times Counted	444/654	67.9 %	
Total Votes	429		
<b>SHAFFER, BRIAN K.</b>	REP	235	54.78%
ANDERSON, ELI H.	DEM	173	40.33%
PHIPPS, LEE	CON	21	4.90%
Write-in Votes	0	0.00%	

Judge GREGORY K. ORME			
	Total		
Number of Precincts	1		
Precincts Reporting	1	100.0 %	
Times Counted	444/654	67.9 %	
Total Votes	385		
<b>YES</b>		320	83.12%
<b>NO</b>		65	16.88%

Judge RUSSELL W. BENCH			
	Total		
Number of Precincts	1		
Precincts Reporting	1	100.0 %	
Times Counted	444/654	67.9 %	
Total Votes	390		
<b>YES</b>		319	81.79%
<b>NO</b>		71	18.21%

Judge BEN H. HADFIELD			
	Total		
Number of Precincts	1		
Precincts Reporting	1	100.0 %	
Times Counted	444/654	67.9 %	
Total Votes	399		
<b>YES</b>		285	71.43%
<b>NO</b>		114	28.57%

Judge JAMES Z. DAVIS			
	Total		
Number of Precincts	1		
Precincts Reporting	1	100.0 %	
Times Counted	444/654	67.9 %	
Total Votes	388		
<b>YES</b>		315	81.19%
<b>NO</b>		73	18.81%

Judge THOMAS L. WILLMORE			
	Total		
Number of Precincts	1		
Precincts Reporting	1	100.0 %	
Times Counted	444/654	67.9 %	
Total Votes	385		
<b>YES</b>		316	82.08%
<b>NO</b>		69	17.92%

Judge PAMELA T. GREENWOOD			
	Total		
Number of Precincts	1		
Precincts Reporting	1	100.0 %	
Times Counted	444/654	67.9 %	
Total Votes	386		
<b>YES</b>		322	83.42%
<b>NO</b>		64	16.58%

Judge LARRY E. JONES			
	Total		
Number of Precincts	1		
Precincts Reporting	1	100.0 %	
Times Counted	444/654	67.9 %	
Total Votes	389		
<b>YES</b>		327	84.06%
<b>NO</b>		62	15.94%

Judge CAROLYN B. MCHUGH			
	Total		
Number of Precincts	1		
Precincts Reporting	1	100.0 %	
Times Counted	444/654	67.9 %	
Total Votes	385		
<b>YES</b>		319	82.86%
<b>NO</b>		66	17.14%

BOX ELDER COUNTY SCHOOL BOARD DIST 1			
	Total		
Number of Precincts	1		
Precincts Reporting	1	100.0 %	
Times Counted	444/654	67.9 %	
Total Votes	397		
<b>CAPENER, LYNN A</b>		392	98.74%
Write-in Votes		5	1.26%

**Election Summary Report**  
**Box Elder County, Utah**  
**General Election**  
**November 4, 2008**  
**Summary For Garland 01, All Counters, All Races**  
**Official Results**

Date:11/17/08  
 Time:13:19:28  
 Page:3 of 3

Registered Voters 654 - Cards Cast 444 67.89%

Num. Report Precinct 1 - Num. Reporting 1 100.00%

Constitutional Amendment A			
	Total		
Number of Precincts	1		
Precincts Reporting	1	100.0 %	
Times Counted	444/654	67.9 %	
Total Votes	404		
<b>YES</b>	298	73.76%	
<b>NO</b>	106	26.24%	

PROPOSITION 2			
	Total		
Number of Precincts	1		
Precincts Reporting	1	100.0 %	
Times Counted	444/654	67.9 %	
Total Votes	432		
<b>FOR</b>	273	63.19%	
<b>AGAINST</b>	159	36.81%	

Constitutional Amendment B			
	Total		
Number of Precincts	1		
Precincts Reporting	1	100.0 %	
Times Counted	444/654	67.9 %	
Total Votes	397		
<b>YES</b>	255	64.23%	
<b>NO</b>	142	35.77%	

Constitutional Amendment C			
	Total		
Number of Precincts	1		
Precincts Reporting	1	100.0 %	
Times Counted	444/654	67.9 %	
Total Votes	395		
<b>YES</b>	257	65.06%	
<b>NO</b>	138	34.94%	

Constitutional Amendment D			
	Total		
Number of Precincts	1		
Precincts Reporting	1	100.0 %	
Times Counted	444/654	67.9 %	
Total Votes	395		
<b>YES</b>	311	78.73%	
<b>NO</b>	84	21.27%	

Constitutional Amendment E			
	Total		
Number of Precincts	1		
Precincts Reporting	1	100.0 %	
Times Counted	444/654	67.9 %	
Total Votes	396		
<b>YES</b>	139	35.10%	
<b>NO</b>	257	64.90%	

Election Summary Report  
 Box Elder County, Utah  
 General Election  
 November 4, 2008  
 Summary For Garland 02, All Counters, All Races  
 Official Results

Date:11/17/08  
 Time:13:19:25  
 Page:1 of 3

Registered Voters 659 - Cards Cast 495 75.11%

Num. Report Precinct 1 - Num. Reporting 1 100.00%

STRAIGHT PARTY			
		Total	
Number of Precincts		1	
Precincts Reporting		1	100.0 %
Times Counted	495/659		75.1 %
Total Votes		103	
<b>REPUBLICAN</b>	REP	90	87.38%
DEMOCRATIC	DEM	10	9.71%
LIBERTARIAN	LIB	3	2.91%
CONSTITUTION	CON	0	0.00%

ATTY GENERAL			
		Total	
Number of Precincts		1	
Precincts Reporting		1	100.0 %
Times Counted	495/659		75.1 %
Total Votes		477	
<b>SHURTLEFF, MARK L.</b>	REP	394	82.60%
HILL, JEAN WELCH	DEM	67	14.05%
McCULLOUGH, W. ANDRE	LIB	15	3.14%
Write-in Votes		1	0.21%

U.S. PRESIDENT			
		Total	
Number of Precincts		1	
Precincts Reporting		1	100.0 %
Times Counted	495/659		75.1 %
Total Votes		490	
<b>McCAIN, JOHN</b>	REP	387	78.98%
OBAMA, BARACK	DEM	77	15.71%
BARR, BOB	LIB	6	1.22%
BALDWIN, CHARLES O	CON	9	1.84%
NADER, RALPH	PF	8	1.63%
LA RIVA, GLORIA	SL	0	0.00%
McKINNEY, CYNTHIA	GRE	0	0.00%
Write-in Votes		3	0.61%

STATE TREASURER			
		Total	
Number of Precincts		1	
Precincts Reporting		1	100.0 %
Times Counted	495/659		75.1 %
Total Votes		458	
<b>ELLIS, RICHARD K.</b>	REP	348	75.98%
CLARK, DICK	DEM	109	23.80%
Write-in Votes		1	0.22%

STATE AUDITOR			
		Total	
Number of Precincts		1	
Precincts Reporting		1	100.0 %
Times Counted	495/659		75.1 %
Total Votes		426	
<b>JOHNSON, AUSTON G. 3</b>	REP	316	74.18%
COLLARD, CLARE	DEM	94	22.07%
PROCTOR, RICHARD D	CON	15	3.52%
Write-in Votes		1	0.23%

U. S. HOUSE OF REPRESENTATIVE			
		Total	
Number of Precincts		1	
Precincts Reporting		1	100.0 %
Times Counted	495/659		75.1 %
Total Votes		479	
<b>BISHOP, ROB</b>	REP	365	76.20%
BOWEN, MORGAN	DEM	90	18.79%
BUCHMAN, JOSEPH GEDD	LIB	7	1.46%
PEARSON, KIRK D	CON	16	3.34%
Write-in Votes		1	0.21%

UTAH STATE HOUSE OF REPRESENTATIVES1			
		Total	
Number of Precincts		1	
Precincts Reporting		1	100.0 %
Times Counted	495/659		75.1 %
Total Votes		484	
<b>MENLOVE, RONDA RUDD</b>	REP	405	83.68%
MORGAN, BILLY R.	DEM	79	16.32%
Write-in Votes		0	0.00%

GOVERNOR			
		Total	
Number of Precincts		1	
Precincts Reporting		1	100.0 %
Times Counted	495/659		75.1 %
Total Votes		481	
<b>HUNTSMAN, JON M. JR</b>	REP	437	90.85%
SPRINGMEYER, BOB	DEM	33	6.86%
SCHANZE, DELL	LIB	10	2.08%
Write-in Votes		1	0.21%

UTAH STATE SCHOOL BOARD OF EDUCATION			
		Total	
Number of Precincts		1	
Precincts Reporting		1	100.0 %
Times Counted	495/659		75.1 %
Total Votes		407	
<b>LOCKE, SHELLY</b>		250	61.43%
ASHLIMAN, SUSIE CAMP		154	37.84%
Write-in Votes		3	0.74%



Election Summary Report  
 Box Elder County, Utah  
 General Election  
 November 4, 2008  
 Summary For Garland 02, All Counters, All Races  
 Official Results

Date:11/17/08  
 Time:13:19:25  
 Page:2 of 3

Registered Voters 659 - Cards Cast 495 75.11%

Num. Report Precinct 1 - Num. Reporting 1 100.00%

BOX ELDER COUNTY COMMISSION SEAT C			
	Total		
Number of Precincts	1		
Precincts Reporting	1	100.0 %	
Times Counted	495/659	75.1 %	
Total Votes	478		
<b>SHAFFER, BRIAN K.</b>	REP	282	59.00%
ANDERSON, ELI H.	DEM	179	37.45%
PHIPPS, LEE	CON	17	3.56%
Write-in Votes	0	0.00%	

Judge GREGORY K. ORME			
	Total		
Number of Precincts	1		
Precincts Reporting	1	100.0 %	
Times Counted	495/659	75.1 %	
Total Votes	438		
<b>YES</b>		377	86.07%
<b>NO</b>		61	13.93%

Judge RUSSELL W. BENCH			
	Total		
Number of Precincts	1		
Precincts Reporting	1	100.0 %	
Times Counted	495/659	75.1 %	
Total Votes	443		
<b>YES</b>		372	83.97%
<b>NO</b>		71	16.03%

Judge BEN H. HADFIELD			
	Total		
Number of Precincts	1		
Precincts Reporting	1	100.0 %	
Times Counted	495/659	75.1 %	
Total Votes	460		
<b>YES</b>		337	73.26%
<b>NO</b>		123	26.74%

Judge JAMES Z. DAVIS			
	Total		
Number of Precincts	1		
Precincts Reporting	1	100.0 %	
Times Counted	495/659	75.1 %	
Total Votes	440		
<b>YES</b>		371	84.32%
<b>NO</b>		69	15.68%

Judge THOMAS L. WILLMORE			
	Total		
Number of Precincts	1		
Precincts Reporting	1	100.0 %	
Times Counted	495/659	75.1 %	
Total Votes	444		
<b>YES</b>		376	84.68%
<b>NO</b>		68	15.32%

Judge PAMELA T. GREENWOOD			
	Total		
Number of Precincts	1		
Precincts Reporting	1	100.0 %	
Times Counted	495/659	75.1 %	
Total Votes	441		
<b>YES</b>		369	83.67%
<b>NO</b>		72	16.33%

Judge LARRY E. JONES			
	Total		
Number of Precincts	1		
Precincts Reporting	1	100.0 %	
Times Counted	495/659	75.1 %	
Total Votes	438		
<b>YES</b>		371	84.70%
<b>NO</b>		67	15.30%

Judge CAROLYN B. McHUGH			
	Total		
Number of Precincts	1		
Precincts Reporting	1	100.0 %	
Times Counted	495/659	75.1 %	
Total Votes	439		
<b>YES</b>		372	84.74%
<b>NO</b>		67	15.26%

BOX ELDER COUNTY SCHOOL BOARD DIST 1			
	Total		
Number of Precincts	1		
Precincts Reporting	1	100.0 %	
Times Counted	495/659	75.1 %	
Total Votes	464		
<b>CAPENER, LYNN A</b>		461	99.35%
Write-in Votes		3	0.65%

Election Summary Report  
 Box Elder County, Utah  
 General Election  
 November 4, 2008  
 Summary For Garland 02, All Counters, All Races  
 Official Results

Date:11/17/08  
 Time:13:19:25  
 Page:3 of 3

Registered Voters 659 - Cards Cast 495 75.11%

Num. Report Precinct 1 - Num. Reporting 1 100.00%

Constitutional Amendment A			
	Total		
Number of Precincts	1		
Precincts Reporting	1	100.0 %	
Times Counted	495/659	75.1 %	
Total Votes	465		
<b>YES</b>	336	72.26%	
<b>NO</b>	129	27.74%	

PROPOSITION 2			
	Total		
Number of Precincts	1		
Precincts Reporting	1	100.0 %	
Times Counted	495/659	75.1 %	
Total Votes	488		
<b>FOR</b>	331	67.83%	
<b>AGAINST</b>	157	32.17%	

Constitutional Amendment B			
	Total		
Number of Precincts	1		
Precincts Reporting	1	100.0 %	
Times Counted	495/659	75.1 %	
Total Votes	463		
<b>YES</b>	294	63.50%	
<b>NO</b>	169	36.50%	

Constitutional Amendment C			
	Total		
Number of Precincts	1		
Precincts Reporting	1	100.0 %	
Times Counted	495/659	75.1 %	
Total Votes	464		
<b>YES</b>	317	68.32%	
<b>NO</b>	147	31.68%	

Constitutional Amendment D			
	Total		
Number of Precincts	1		
Precincts Reporting	1	100.0 %	
Times Counted	495/659	75.1 %	
Total Votes	462		
<b>YES</b>	362	78.35%	
<b>NO</b>	100	21.65%	

Constitutional Amendment E			
	Total		
Number of Precincts	1		
Precincts Reporting	1	100.0 %	
Times Counted	495/659	75.1 %	
Total Votes	467		
<b>YES</b>	183	39.19%	
<b>NO</b>	284	60.81%	

Election Summary Report  
 Box Elder County, Utah  
 General Election  
 November 4, 2008  
 Summary For Garland East, All Counters, All Races  
 Official Results

Date:11/17/08  
 Time:13:19:22  
 Page:1 of 3

Registered Voters 143 - Cards Cast 106 74.13%

Num. Report Precinct 1 - Num. Reporting 1 100.00%

STRAIGHT PARTY			
		Total	
Number of Precincts		1	
Precincts Reporting		1	100.0 %
Times Counted		106/143	74.1 %
Total Votes		20	
<b>REPUBLICAN</b>	REP	18	90.00%
DEMOCRATIC	DEM	2	10.00%
LIBERTARIAN	LIB	0	0.00%
CONSTITUTION	CON	0	0.00%

ATTY GENERAL			
		Total	
Number of Precincts		1	
Precincts Reporting		1	100.0 %
Times Counted		106/143	74.1 %
Total Votes		99	
<b>SHURTLEFF, MARK L.</b>	REP	83	83.84%
HILL, JEAN WELCH	DEM	13	13.13%
McCULLOUGH, W. ANDRE	LIB	3	3.03%
Write-in Votes		0	0.00%

U.S. PRESIDENT			
		Total	
Number of Precincts		1	
Precincts Reporting		1	100.0 %
Times Counted		106/143	74.1 %
Total Votes		106	
<b>McCAIN, JOHN</b>	REP	95	89.62%
OBAMA, BARACK	DEM	9	8.49%
BARR, BOB	LIB	1	0.94%
BALDWIN, CHARLES O	CON	0	0.00%
NADER, RALPH	PF	0	0.00%
LA RIVA, GLORIA	SL	0	0.00%
McKINNEY, CYNTHIA	GRE	0	0.00%
Write-in Votes		1	0.94%

STATE TREASURER			
		Total	
Number of Precincts		1	
Precincts Reporting		1	100.0 %
Times Counted		106/143	74.1 %
Total Votes		88	
<b>ELLIS, RICHARD K.</b>	REP	73	82.95%
CLARK, DICK	DEM	14	15.91%
Write-in Votes		1	1.14%

U. S. HOUSE OF REPRESENTATIVE			
		Total	
Number of Precincts		1	
Precincts Reporting		1	100.0 %
Times Counted		106/143	74.1 %
Total Votes		102	
<b>BISHOP, ROB</b>	REP	78	76.47%
BOWEN, MORGAN	DEM	19	18.63%
BUCHMAN, JOSEPH GEDD	LIB	2	1.96%
PEARSON, KIRK D	CON	3	2.94%
Write-in Votes		0	0.00%

STATE AUDITOR			
		Total	
Number of Precincts		1	
Precincts Reporting		1	100.0 %
Times Counted		106/143	74.1 %
Total Votes		80	
<b>JOHNSON, AUSTON G. 3</b>	REP	68	85.00%
COLLARD, CLARE	DEM	8	10.00%
PROCTOR, RICHARD D	CON	4	5.00%
Write-in Votes		0	0.00%

GOVERNOR			
		Total	
Number of Precincts		1	
Precincts Reporting		1	100.0 %
Times Counted		106/143	74.1 %
Total Votes		106	
<b>HUNTSMAN, JON M. JR</b>	REP	95	89.62%
SPRINGMEYER, BOB	DEM	7	6.60%
SCHANZE, DELL	LIB	4	3.77%
Write-in Votes		0	0.00%

UTAH STATE HOUSE OF REPRESENTATIVES I			
		Total	
Number of Precincts		1	
Precincts Reporting		1	100.0 %
Times Counted		106/143	74.1 %
Total Votes		104	
<b>MENLOVE, RONDA RUDD</b>	REP	93	89.42%
MORGAN, BILLY R.	DEM	11	10.58%
Write-in Votes		0	0.00%

UTAH STATE SCHOOL BOARD OF EDUCATION			
		Total	
Number of Precincts		1	
Precincts Reporting		1	100.0 %
Times Counted		106/143	74.1 %
Total Votes		74	
<b>LOCKE, SHELLY</b>		44	59.46%
ASHLIMAN, SUSIE CAMP		28	37.84%
Write-in Votes		2	2.70%

Election Summary Report  
 Box Elder County, Utah  
 General Election  
 November 4, 2008  
 Summary For Garland East, All Counters, All Races  
 Official Results

Date:11/17/08  
 Time:13:19:22  
 Page:2 of 3

Registered Voters 143 - Cards Cast 106 74.13%

Num. Report Precinct 1 - Num. Reporting 1 100.00%

BOX ELDER COUNTY COMMISSION SEAT C			
	Total		
Number of Precincts	1		
Precincts Reporting	1	100.0 %	
Times Counted	106/143	74.1 %	
Total Votes	104		
<b>SHAFFER, BRIAN K.</b>	REP	73	70.19%
ANDERSON, ELI H.	DEM	30	28.85%
PHIPPS, LEE	CON	1	0.96%
Write-in Votes	0	0.00%	

Judge GREGORY K. ORME			
	Total		
Number of Precincts	1		
Precincts Reporting	1	100.0 %	
Times Counted	106/143	74.1 %	
Total Votes	78		
<b>YES</b>	63	80.77%	
<b>NO</b>	15	19.23%	

Judge RUSSELL W. BENCH			
	Total		
Number of Precincts	1		
Precincts Reporting	1	100.0 %	
Times Counted	106/143	74.1 %	
Total Votes	78		
<b>YES</b>	63	80.77%	
<b>NO</b>	15	19.23%	

Judge BEN H. HADFIELD			
	Total		
Number of Precincts	1		
Precincts Reporting	1	100.0 %	
Times Counted	106/143	74.1 %	
Total Votes	93		
<b>YES</b>	72	77.42%	
<b>NO</b>	21	22.58%	

Judge JAMES Z. DAVIS			
	Total		
Number of Precincts	1		
Precincts Reporting	1	100.0 %	
Times Counted	106/143	74.1 %	
Total Votes	76		
<b>YES</b>	60	78.95%	
<b>NO</b>	16	21.05%	

Judge THOMAS L. WILLMORE			
	Total		
Number of Precincts	1		
Precincts Reporting	1	100.0 %	
Times Counted	106/143	74.1 %	
Total Votes	77		
<b>YES</b>	65	84.42%	
<b>NO</b>	12	15.58%	

Judge PAMELA T. GREENWOOD			
	Total		
Number of Precincts	1		
Precincts Reporting	1	100.0 %	
Times Counted	106/143	74.1 %	
Total Votes	78		
<b>YES</b>	62	79.49%	
<b>NO</b>	16	20.51%	

Judge LARRY E. JONES			
	Total		
Number of Precincts	1		
Precincts Reporting	1	100.0 %	
Times Counted	106/143	74.1 %	
Total Votes	79		
<b>YES</b>	64	81.01%	
<b>NO</b>	15	18.99%	

Judge CAROLYN B. McHUGH			
	Total		
Number of Precincts	1		
Precincts Reporting	1	100.0 %	
Times Counted	106/143	74.1 %	
Total Votes	77		
<b>YES</b>	61	79.22%	
<b>NO</b>	16	20.78%	

BOX ELDER COUNTY SCHOOL BOARD DIST 1			
	Total		
Number of Precincts	1		
Precincts Reporting	1	100.0 %	
Times Counted	106/143	74.1 %	
Total Votes	100		
<b>CAPENER, LYNN A</b>	99	99.00%	
Write-in Votes	1	1.00%	

**Election Summary Report**  
**Box Elder County, Utah**  
**General Election**  
**November 4, 2008**  
**Summary For Garland East, All Counters, All Races**  
**Official Results**

Date:11/17/08  
 Time:13:19:22  
 Page:3 of 3

Registered Voters 143 - Cards Cast 106 74.13%

Num. Report Precinct 1 - Num. Reporting 1 100.00%

Constitutional Amendment A		Total	
Number of Precincts	1		
Precincts Reporting	1	100.0 %	
Times Counted	106/143	74.1 %	
Total Votes	91		
<b>YES</b>	61	67.03%	
<b>NO</b>	30	32.97%	

PROPOSITION 2		Total	
Number of Precincts	1		
Precincts Reporting	1	100.0 %	
Times Counted	106/143	74.1 %	
Total Votes	103		
<b>FOR</b>	66	64.08%	
<b>AGAINST</b>	37	35.92%	

Constitutional Amendment B		Total	
Number of Precincts	1		
Precincts Reporting	1	100.0 %	
Times Counted	106/143	74.1 %	
Total Votes	86		
<b>YES</b>	55	63.95%	
<b>NO</b>	31	36.05%	

Constitutional Amendment C		Total	
Number of Precincts	1		
Precincts Reporting	1	100.0 %	
Times Counted	106/143	74.1 %	
Total Votes	90		
<b>YES</b>	68	75.56%	
<b>NO</b>	22	24.44%	

Constitutional Amendment D		Total	
Number of Precincts	1		
Precincts Reporting	1	100.0 %	
Times Counted	106/143	74.1 %	
Total Votes	92		
<b>YES</b>	71	77.17%	
<b>NO</b>	21	22.83%	

Constitutional Amendment E		Total	
Number of Precincts	1		
Precincts Reporting	1	100.0 %	
Times Counted	106/143	74.1 %	
Total Votes	93		
<b>YES</b>	26	27.96%	
<b>NO</b>	67	72.04%	

Election Summary Report  
 Box Elder County, Utah  
 General Election  
 November 4, 2008  
 Summary For Grouse Creek, All Counters, All Races  
 Official Results

Date:11/17/08  
 Time:13:19:18  
 Page:1 of 3

Registered Voters 53 - Cards Cast 49 92.45%

Num. Report Precinct 1 - Num. Reporting 1 100.00%

STRAIGHT PARTY			
			Total
Number of Precincts			1
Precincts Reporting	1	100.0 %	
Times Counted	49/53	92.5 %	
Total Votes			15
<b>REPUBLICAN</b>	REP	15	100.00%
DEMOCRATIC	DEM	0	0.00%
LIBERTARIAN	LIB	0	0.00%
CONSTITUTION	CON	0	0.00%

ATTY GENERAL			
			Total
Number of Precincts			1
Precincts Reporting	1	100.0 %	
Times Counted	49/53	92.5 %	
Total Votes			48
<b>SHURTLEFF, MARK L.</b>	REP	43	89.58%
HILL, JEAN WELCH	DEM	3	6.25%
McCULLOUGH, W. ANDRE	LIB	2	4.17%
Write-in Votes		0	0.00%

U.S. PRESIDENT			
			Total
Number of Precincts			1
Precincts Reporting	1	100.0 %	
Times Counted	49/53	92.5 %	
Total Votes			49
<b>McCAIN, JOHN</b>	REP	47	95.92%
OBAMA, BARACK	DEM	0	0.00%
BARR, BOB	LIB	0	0.00%
BALDWIN, CHARLES O	CON	1	2.04%
NADER, RALPH	PF	1	2.04%
LA RIVA, GLORIA	SL	0	0.00%
McKINNEY, CYNTHIA	GRE	0	0.00%
Write-in Votes		0	0.00%

STATE TREASURER			
			Total
Number of Precincts			1
Precincts Reporting	1	100.0 %	
Times Counted	49/53	92.5 %	
Total Votes			46
<b>ELLIS, RICHARD K.</b>	REP	39	84.78%
CLARK, DICK	DEM	7	15.22%
Write-in Votes		0	0.00%

STATE AUDITOR			
			Total
Number of Precincts			1
Precincts Reporting	1	100.0 %	
Times Counted	49/53	92.5 %	
Total Votes			43
<b>JOHNSON, AUSTON G. 3</b>	REP	35	81.40%
COLLARD, CLARE	DEM	5	11.63%
PROCTOR, RICHARD D	CON	3	6.98%
Write-in Votes		0	0.00%

U. S. HOUSE OF REPRESENTATIVE			
			Total
Number of Precincts			1
Precincts Reporting	1	100.0 %	
Times Counted	49/53	92.5 %	
Total Votes			49
<b>BISHOP, ROB</b>	REP	44	89.80%
BOWEN, MORGAN	DEM	2	4.08%
BUCHMAN, JOSEPH GEDD	LIB	0	0.00%
PEARSON, KIRK D	CON	3	6.12%
Write-in Votes		0	0.00%

UTAH STATE HOUSE OF REPRESENTATIVES1			
			Total
Number of Precincts			1
Precincts Reporting	1	100.0 %	
Times Counted	49/53	92.5 %	
Total Votes			48
<b>MENLOVE, RONDA RUDD</b>	REP	46	95.83%
MORGAN, BILLY R.	DEM	2	4.17%
Write-in Votes		0	0.00%

GOVERNOR			
			Total
Number of Precincts			1
Precincts Reporting	1	100.0 %	
Times Counted	49/53	92.5 %	
Total Votes			49
<b>HUNTSMAN, JON M. JR</b>	REP	45	91.84%
SPRINGMEYER, BOB	DEM	2	4.08%
SCHANZE, DELL	LIB	2	4.08%
Write-in Votes		0	0.00%

UTAH STATE SCHOOL BOARD OF EDUCATION			
			Total
Number of Precincts			1
Precincts Reporting	1	100.0 %	
Times Counted	49/53	92.5 %	
Total Votes			33
<b>LOCKE, SHELLY</b>		18	54.55%
ASHLIMAN, SUSIE CAMP		15	45.45%
Write-in Votes		0	0.00%

Election Summary Report  
 Box Elder County, Utah  
 General Election  
 November 4, 2008  
 Summary For Grouse Creek, All Counters, All Races  
 Official Results

Date:11/17/08  
 Time:13:19:19  
 Page:2 of 3

Registered Voters 53 - Cards Cast 49 92.45%

Num. Report Precinct 1 - Num. Reporting 1 100.00%

BOX ELDER COUNTY COMMISSION SEAT C			
	Total		
Number of Precincts	1		
Precincts Reporting	1	100.0 %	
Times Counted	49/53	92.5 %	
Total Votes	47		
<b>SHAFFER, BRIAN K.</b>	REP	42	89.36%
ANDERSON, ELI H.	DEM	3	6.38%
PHIPPS, LEE	CON	2	4.26%
Write-in Votes		0	0.00%

Judge GREGORY K. ORME			
	Total		
Number of Precincts	1		
Precincts Reporting	1	100.0 %	
Times Counted	49/53	92.5 %	
Total Votes	35		
<b>YES</b>		31	88.57%
<b>NO</b>		4	11.43%

Judge RUSSELL W. BENCH			
	Total		
Number of Precincts	1		
Precincts Reporting	1	100.0 %	
Times Counted	49/53	92.5 %	
Total Votes	36		
<b>YES</b>		31	86.11%
<b>NO</b>		5	13.89%

Judge BEN H. HADFIELD			
	Total		
Number of Precincts	1		
Precincts Reporting	1	100.0 %	
Times Counted	49/53	92.5 %	
Total Votes	42		
<b>YES</b>		39	92.86%
<b>NO</b>		3	7.14%

Judge JAMES Z. DAVIS			
	Total		
Number of Precincts	1		
Precincts Reporting	1	100.0 %	
Times Counted	49/53	92.5 %	
Total Votes	35		
<b>YES</b>		33	94.29%
<b>NO</b>		2	5.71%

Judge THOMAS L. WILLMORE			
	Total		
Number of Precincts	1		
Precincts Reporting	1	100.0 %	
Times Counted	49/53	92.5 %	
Total Votes	35		
<b>YES</b>		32	91.43%
<b>NO</b>		3	8.57%

Judge PAMELA T. GREENWOOD			
	Total		
Number of Precincts	1		
Precincts Reporting	1	100.0 %	
Times Counted	49/53	92.5 %	
Total Votes	36		
<b>YES</b>		32	88.89%
<b>NO</b>		4	11.11%

Judge LARRY E. JONES			
	Total		
Number of Precincts	1		
Precincts Reporting	1	100.0 %	
Times Counted	49/53	92.5 %	
Total Votes	36		
<b>YES</b>		33	91.67%
<b>NO</b>		3	8.33%

Judge CAROLYN B. McHUGH			
	Total		
Number of Precincts	1		
Precincts Reporting	1	100.0 %	
Times Counted	49/53	92.5 %	
Total Votes	35		
<b>YES</b>		31	88.57%
<b>NO</b>		4	11.43%

BOX ELDER COUNTY SCHOOL BOARD DIST 2			
	Total		
Number of Precincts	1		
Precincts Reporting	1	100.0 %	
Times Counted	49/53	92.5 %	
Total Votes	37		
<b>ARCHIBALD, CONNIE J.</b>		37	100.00%
Write-in Votes		0	0.00%

**Election Summary Report**  
**Box Elder County, Utah**  
**General Election**  
**November 4, 2008**  
**Summary For Grouse Creek, All Counters, All Races**  
**Official Results**

Date:11/17/08  
 Time:13:19:19  
 Page:3 of 3

Registered Voters 53 - Cards Cast 49 92.45%

Num. Report Precinct 1 - Num. Reporting 1 100.00%

Constitutional Amendment A		Total	
Number of Precincts	1		
Precincts Reporting	1	100.0 %	
Times Counted	49/53	92.5 %	
Total Votes	40		
<b>YES</b>	23	57.50%	
<b>NO</b>	17	42.50%	

PROPOSITION 2		Total	
Number of Precincts	1		
Precincts Reporting	1	100.0 %	
Times Counted	49/53	92.5 %	
Total Votes	46		
<b>FOR</b>	18	39.13%	
<b>AGAINST</b>	28	60.87%	

Constitutional Amendment B		Total	
Number of Precincts	1		
Precincts Reporting	1	100.0 %	
Times Counted	49/53	92.5 %	
Total Votes	39		
<b>YES</b>	20	51.28%	
<b>NO</b>	19	48.72%	

Constitutional Amendment C		Total	
Number of Precincts	1		
Precincts Reporting	1	100.0 %	
Times Counted	49/53	92.5 %	
Total Votes	41		
<b>YES</b>	23	56.10%	
<b>NO</b>	18	43.90%	

Constitutional Amendment D		Total	
Number of Precincts	1		
Precincts Reporting	1	100.0 %	
Times Counted	49/53	92.5 %	
Total Votes	39		
<b>YES</b>	30	76.92%	
<b>NO</b>	9	23.08%	

Constitutional Amendment E		Total	
Number of Precincts	1		
Precincts Reporting	1	100.0 %	
Times Counted	49/53	92.5 %	
Total Votes	39		
<b>YES</b>	6	15.38%	
<b>NO</b>	33	84.62%	



Election Summary Report  
 Box Elder County, Utah  
 General Election  
 November 4, 2008

Date:11/17/08  
 Time:13:19:10  
 Page:1 of 3

Summary For Honeyville SSD, All Counters, All Races  
 Official Results

Registered Voters 827 - Cards Cast 540 65.30%

Num. Report Precinct 1 - Num. Reporting 1 100.00%

STRAIGHT PARTY			
		Total	
Number of Precincts		1	
Precincts Reporting		1	100.0 %
Times Counted	540/827	65.3 %	
Total Votes		160	
<b>REPUBLICAN</b>	REP	122	76.25%
DEMOCRATIC	DEM	36	22.50%
LIBERTARIAN	LIB	1	0.63%
CONSTITUTION	CON	1	0.63%

ATTY GENERAL			
		Total	
Number of Precincts		1	
Precincts Reporting		1	100.0 %
Times Counted	540/827	65.3 %	
Total Votes		518	
<b>SHURTLEFF, MARK L.</b>	REP	404	77.99%
HILL, JEAN WELCH	DEM	95	18.34%
McCULLOUGH, W. ANDRE	LIB	19	3.67%
Write-in Votes		0	0.00%

U.S. PRESIDENT			
		Total	
Number of Precincts		1	
Precincts Reporting		1	100.0 %
Times Counted	540/827	65.3 %	
Total Votes		537	
<b>McCAIN, JOHN</b>	REP	409	76.16%
OBAMA, BARACK	DEM	102	18.99%
BARR, BOB	LIB	5	0.93%
BALDWIN, CHARLES O	CON	9	1.68%
NADER, RALPH	PF	8	1.49%
LA RIVA, GLORIA	SL	0	0.00%
McKINNEY, CYNTHIA	GRE	1	0.19%
Write-in Votes		3	0.56%

STATE TREASURER			
		Total	
Number of Precincts		1	
Precincts Reporting		1	100.0 %
Times Counted	540/827	65.3 %	
Total Votes		501	
<b>ELLIS, RICHARD K.</b>	REP	382	76.25%
CLARK, DICK	DEM	119	23.75%
Write-in Votes		0	0.00%

U. S. HOUSE OF REPRESENTATIVE			
		Total	
Number of Precincts		1	
Precincts Reporting		1	100.0 %
Times Counted	540/827	65.3 %	
Total Votes		524	
<b>BISHOP, ROB</b>	REP	427	81.49%
BOWEN, MORGAN	DEM	82	15.65%
BUCHMAN, JOSEPH GEDD	LIB	9	1.72%
PEARSON, KIRK D	CON	6	1.15%
Write-in Votes		0	0.00%

STATE AUDITOR			
		Total	
Number of Precincts		1	
Precincts Reporting		1	100.0 %
Times Counted	540/827	65.3 %	
Total Votes		468	
<b>JOHNSON, AUSTON G. 3</b>	REP	349	74.57%
COLLARD, CLARE	DEM	104	22.22%
PROCTOR, RICHARD D	CON	15	3.21%
Write-in Votes		0	0.00%

GOVERNOR			
		Total	
Number of Precincts		1	
Precincts Reporting		1	100.0 %
Times Counted	540/827	65.3 %	
Total Votes		526	
<b>HUNTSMAN, JON M. JR</b>	REP	460	87.45%
SPRINGMEYER, BOB	DEM	50	9.51%
SCHANZE, DELL	LIB	16	3.04%
Write-in Votes		0	0.00%

UTAH STATE HOUSE OF REPRESENTATIVES2			
		Total	
Number of Precincts		1	
Precincts Reporting		1	100.0 %
Times Counted	540/827	65.3 %	
Total Votes		518	
<b>FERRY, BEN C.</b>	REP	418	80.69%
EDWARDS, TOM	CON	100	19.31%
Write-in Votes		0	0.00%

UTAH STATE SCHOOL BOARD OF EDUCATION			
		Total	
Number of Precincts		1	
Precincts Reporting		1	100.0 %
Times Counted	540/827	65.3 %	
Total Votes		443	
<b>LOCKE, SHELLY</b>		273	61.63%
ASHLIMAN, SUSIE CAMP		170	38.37%
Write-in Votes		0	0.00%

Election Summary Report  
 Box Elder County, Utah  
 General Election  
 November 4, 2008

Date:11/17/08  
 Time:13:19:11  
 Page:2 of 3

Summary For Honeyville SSD, All Counters, All Races  
 Official Results

Registered Voters 827 - Cards Cast 540 65.30%

Num. Report Precinct 1 - Num. Reporting 1 100.00%

BOX ELDER COUNTY COMMISSION SEAT C			
	Total		
Number of Precincts	1		
Precincts Reporting	1	100.0 %	
Times Counted	540/827	65.3 %	
Total Votes	525		
<b>SHAFFER, BRIAN K.</b>	REP	316	60.19%
ANDERSON, ELI H.	DEM	184	35.05%
PHIPPS, LEE	CON	25	4.76%
Write-in Votes	0	0.00%	

Judge GREGORY K. ORME			
	Total		
Number of Precincts	1		
Precincts Reporting	1	100.0 %	
Times Counted	540/827	65.3 %	
Total Votes	472		
<b>YES</b>		400	84.75%
<b>NO</b>		72	15.25%

Judge RUSSELL W. BENCH			
	Total		
Number of Precincts	1		
Precincts Reporting	1	100.0 %	
Times Counted	540/827	65.3 %	
Total Votes	477		
<b>YES</b>		400	83.86%
<b>NO</b>		77	16.14%

Judge BEN H. HADFIELD			
	Total		
Number of Precincts	1		
Precincts Reporting	1	100.0 %	
Times Counted	540/827	65.3 %	
Total Votes	513		
<b>YES</b>		450	87.72%
<b>NO</b>		63	12.28%

Judge JAMES Z. DAVIS			
	Total		
Number of Precincts	1		
Precincts Reporting	1	100.0 %	
Times Counted	540/827	65.3 %	
Total Votes	476		
<b>YES</b>		396	83.19%
<b>NO</b>		80	16.81%

Judge THOMAS L. WILLMORE			
	Total		
Number of Precincts	1		
Precincts Reporting	1	100.0 %	
Times Counted	540/827	65.3 %	
Total Votes	469		
<b>YES</b>		397	84.65%
<b>NO</b>		72	15.35%

Judge PAMELA T. GREENWOOD			
	Total		
Number of Precincts	1		
Precincts Reporting	1	100.0 %	
Times Counted	540/827	65.3 %	
Total Votes	469		
<b>YES</b>		398	84.86%
<b>NO</b>		71	15.14%

Judge LARRY E. JONES			
	Total		
Number of Precincts	1		
Precincts Reporting	1	100.0 %	
Times Counted	540/827	65.3 %	
Total Votes	468		
<b>YES</b>		404	86.32%
<b>NO</b>		64	13.68%

Judge CAROLYN B. McHUGH			
	Total		
Number of Precincts	1		
Precincts Reporting	1	100.0 %	
Times Counted	540/827	65.3 %	
Total Votes	470		
<b>YES</b>		397	84.47%
<b>NO</b>		73	15.53%

Constitutional Amendment A			
	Total		
Number of Precincts	1		
Precincts Reporting	1	100.0 %	
Times Counted	540/827	65.3 %	
Total Votes	487		
<b>YES</b>		347	71.25%
<b>NO</b>		140	28.75%

Election Summary Report  
 Box Elder County, Utah  
 General Election  
 November 4, 2008

Date:11/17/08  
 Time:13:19:11  
 Page:3 of 3

Summary For Honeyville SSD, All Counters, All Races  
 Official Results

Registered Voters 827 - Cards Cast 540 65.30%

Num. Report Precinct 1 - Num. Reporting 1 100.00%

Constitutional Amendment B			
	Total		
Number of Precincts	1		
Precincts Reporting	1	100.0 %	
Times Counted	540/827	65.3 %	
Total Votes	488		
<b>YES</b>	302	61.89%	
<b>NO</b>	186	38.11%	

PROPOSITION 8			
	Total		
Number of Precincts	1		
Precincts Reporting	1	100.0 %	
Times Counted	540/827	65.3 %	
Total Votes	519		
<b>FOR</b>	198	38.15%	
<b>AGAINST</b>	321	61.85%	

Constitutional Amendment C			
	Total		
Number of Precincts	1		
Precincts Reporting	1	100.0 %	
Times Counted	540/827	65.3 %	
Total Votes	484		
<b>YES</b>	337	69.63%	
<b>NO</b>	147	30.37%	

PROPOSITION 9			
	Total		
Number of Precincts	1		
Precincts Reporting	1	100.0 %	
Times Counted	540/827	65.3 %	
Total Votes	514		
<b>FOR</b>	199	38.72%	
<b>AGAINST</b>	315	61.28%	

Constitutional Amendment D			
	Total		
Number of Precincts	1		
Precincts Reporting	1	100.0 %	
Times Counted	540/827	65.3 %	
Total Votes	479		
<b>YES</b>	352	73.49%	
<b>NO</b>	127	26.51%	

Constitutional Amendment E			
	Total		
Number of Precincts	1		
Precincts Reporting	1	100.0 %	
Times Counted	540/827	65.3 %	
Total Votes	480		
<b>YES</b>	190	39.58%	
<b>NO</b>	290	60.42%	

PROPOSITION 2			
	Total		
Number of Precincts	1		
Precincts Reporting	1	100.0 %	
Times Counted	540/827	65.3 %	
Total Votes	528		
<b>FOR</b>	293	55.49%	
<b>AGAINST</b>	235	44.51%	

Election Summary Report  
 Box Elder County, Utah  
 General Election  
 November 4, 2008  
 Summary For Honeyville, All Counters, All Races  
 Official Results

Date:11/17/08  
 Time:13:19:14  
 Page:1 of 3

Registered Voters 22 - Cards Cast 67 304.55%

Num. Report Precinct 1 - Num. Reporting 1 100.00%

STRAIGHT PARTY			
			Total
Number of Precincts			1
Precincts Reporting		1	100.0 %
Times Counted	67/22	304.5 %	
Total Votes			22
<b>REPUBLICAN</b>	REP	21	95.45%
DEMOCRATIC	DEM	1	4.55%
LIBERTARIAN	LIB	0	0.00%
CONSTITUTION	CON	0	0.00%

ATTY GENERAL			
			Total
Number of Precincts			1
Precincts Reporting		1	100.0 %
Times Counted	67/22	304.5 %	
Total Votes			66
<b>SHURTLEFF, MARK L.</b>	REP	59	89.39%
HILL, JEAN WELCH	DEM	5	7.58%
McCULLOUGH, W. ANDRE	LIB	2	3.03%
Write-in Votes		0	0.00%

U.S. PRESIDENT			
			Total
Number of Precincts			1
Precincts Reporting		1	100.0 %
Times Counted	67/22	304.5 %	
Total Votes			67
<b>McCAIN, JOHN</b>	REP	59	88.06%
OBAMA, BARACK	DEM	6	8.96%
BARR, BOB	LIB	1	1.49%
BALDWIN, CHARLES O	CON	0	0.00%
NADER, RALPH	PF	0	0.00%
LA RIVA, GLORIA	SL	0	0.00%
McKINNEY, CYNTHIA	GRE	0	0.00%
Write-in Votes		1	1.49%

STATE TREASURER			
			Total
Number of Precincts			1
Precincts Reporting		1	100.0 %
Times Counted	67/22	304.5 %	
Total Votes			64
<b>ELLIS, RICHARD K.</b>	REP	56	87.50%
CLARK, DICK	DEM	8	12.50%
Write-in Votes		0	0.00%

U. S. HOUSE OF REPRESENTATIVE			
			Total
Number of Precincts			1
Precincts Reporting		1	100.0 %
Times Counted	67/22	304.5 %	
Total Votes			65
<b>BISHOP, ROB</b>	REP	53	81.54%
BOWEN, MORGAN	DEM	9	13.85%
BUCHMAN, JOSEPH GEDD	LIB	1	1.54%
PEARSON, KIRK D	CON	2	3.08%
Write-in Votes		0	0.00%

STATE AUDITOR			
			Total
Number of Precincts			1
Precincts Reporting		1	100.0 %
Times Counted	67/22	304.5 %	
Total Votes			61
<b>JOHNSON, AUSTON G. 3</b>	REP	49	80.33%
COLLARD, CLARE	DEM	9	14.75%
PROCTOR, RICHARD D	CON	3	4.92%
Write-in Votes		0	0.00%

GOVERNOR			
			Total
Number of Precincts			1
Precincts Reporting		1	100.0 %
Times Counted	67/22	304.5 %	
Total Votes			65
<b>HUNTSMAN, JON M. JR</b>	REP	63	96.92%
SPRINGMEYER, BOB	DEM	1	1.54%
SCHANZE, DELL	LIB	1	1.54%
Write-in Votes		0	0.00%

UTAH STATE HOUSE OF REPRESENTATIVES2			
			Total
Number of Precincts			1
Precincts Reporting		1	100.0 %
Times Counted	67/22	304.5 %	
Total Votes			62
<b>FERRY, BEN C.</b>	REP	50	80.65%
EDWARDS, TOM	CON	12	19.35%
Write-in Votes		0	0.00%

UTAH STATE SCHOOL BOARD OF EDUCATION			
			Total
Number of Precincts			1
Precincts Reporting		1	100.0 %
Times Counted	67/22	304.5 %	
Total Votes			56
<b>LOCKE, SHELLY</b>		36	64.29%
ASHLIMAN, SUSIE CAMP		20	35.71%
Write-in Votes		0	0.00%

Election Summary Report  
 Box Elder County, Utah  
 General Election  
 November 4, 2008  
 Summary For Honeyville, All Counters, All Races  
 Official Results

Date:11/17/08  
 Time:13:19:14  
 Page:2 of 3

Registered Voters 22 - Cards Cast 67 304.55%

Num. Report Precinct 1 - Num. Reporting 1 100.00%

BOX ELDER COUNTY COMMISSION SEAT C			
		Total	
Number of Precincts		1	
Precincts Reporting		1	100.0 %
Times Counted	67/22	304.5	%
Total Votes		66	
<b>SHAFFER, BRIAN K.</b>	REP	44	66.67%
ANDERSON, ELI H.	DEM	19	28.79%
PHIPPS, LEE	CON	3	4.55%
Write-in Votes		0	0.00%

Judge GREGORY K. ORME			
		Total	
Number of Precincts		1	
Precincts Reporting		1	100.0 %
Times Counted	67/22	304.5	%
Total Votes		59	
<b>YES</b>		50	84.75%
<b>NO</b>		9	15.25%

Judge RUSSELL W. BENCH			
		Total	
Number of Precincts		1	
Precincts Reporting		1	100.0 %
Times Counted	67/22	304.5	%
Total Votes		59	
<b>YES</b>		51	86.44%
<b>NO</b>		8	13.56%

Judge BEN H. HADFIELD			
		Total	
Number of Precincts		1	
Precincts Reporting		1	100.0 %
Times Counted	67/22	304.5	%
Total Votes		62	
<b>YES</b>		48	77.42%
<b>NO</b>		14	22.58%

Judge JAMES Z. DAVIS			
		Total	
Number of Precincts		1	
Precincts Reporting		1	100.0 %
Times Counted	67/22	304.5	%
Total Votes		59	
<b>YES</b>		49	83.05%
<b>NO</b>		10	16.95%

Judge THOMAS L. WILLMORE			
		Total	
Number of Precincts		1	
Precincts Reporting		1	100.0 %
Times Counted	67/22	304.5	%
Total Votes		59	
<b>YES</b>		51	86.44%
<b>NO</b>		8	13.56%

Judge PAMELA T. GREENWOOD			
		Total	
Number of Precincts		1	
Precincts Reporting		1	100.0 %
Times Counted	67/22	304.5	%
Total Votes		59	
<b>YES</b>		53	89.83%
<b>NO</b>		6	10.17%

Judge LARRY E. JONES			
		Total	
Number of Precincts		1	
Precincts Reporting		1	100.0 %
Times Counted	67/22	304.5	%
Total Votes		59	
<b>YES</b>		52	88.14%
<b>NO</b>		7	11.86%

Judge CAROLYN B. MCHUGH			
		Total	
Number of Precincts		1	
Precincts Reporting		1	100.0 %
Times Counted	67/22	304.5	%
Total Votes		59	
<b>YES</b>		52	88.14%
<b>NO</b>		7	11.86%

Constitutional Amendment A			
		Total	
Number of Precincts		1	
Precincts Reporting		1	100.0 %
Times Counted	67/22	304.5	%
Total Votes		63	
<b>YES</b>		50	79.37%
<b>NO</b>		13	20.63%

**Election Summary Report**  
**Box Elder County, Utah**  
**General Election**  
**November 4, 2008**  
**Summary For Honeyville, All Counters, All Races**  
**Official Results**

Date:11/17/08  
 Time:13:19:14  
 Page:3 of 3

Registered Voters 22 - Cards Cast 67 304.55%

Num. Report Precinct 1 - Num. Reporting 1 100.00%

Constitutional Amendment B		Total
Number of Precincts		1
Precincts Reporting	1	100.0 %
Times Counted	67/22	304.5 %
Total Votes		63
<b>YES</b>	47	74.60%
<b>NO</b>	16	25.40%

Constitutional Amendment C		Total
Number of Precincts		1
Precincts Reporting	1	100.0 %
Times Counted	67/22	304.5 %
Total Votes		62
<b>YES</b>	43	69.35%
<b>NO</b>	19	30.65%

Constitutional Amendment D		Total
Number of Precincts		1
Precincts Reporting	1	100.0 %
Times Counted	67/22	304.5 %
Total Votes		63
<b>YES</b>	47	74.60%
<b>NO</b>	16	25.40%

Constitutional Amendment E		Total
Number of Precincts		1
Precincts Reporting	1	100.0 %
Times Counted	67/22	304.5 %
Total Votes		61
<b>YES</b>	27	44.26%
<b>NO</b>	34	55.74%

PROPOSITION 2		Total
Number of Precincts		1
Precincts Reporting	1	100.0 %
Times Counted	67/22	304.5 %
Total Votes		66
<b>FOR</b>	36	54.55%
<b>AGAINST</b>	30	45.45%

Election Summary Report  
 Box Elder County, Utah  
 General Election  
 November 4, 2008  
 Summary For Howell, All Counters, All Races  
 Official Results

Date:11/17/08  
 Time:13:18:30  
 Page:1 of 3

Registered Voters 159 - Cards Cast 127 79.87%

Num. Report Precinct 1 - Num. Reporting 1 100.00%

STRAIGHT PARTY			
			Total
Number of Precincts			1
Precincts Reporting		1	100.0 %
Times Counted	127/159		79.9 %
Total Votes			16
<b>REPUBLICAN</b>	REP	15	93.75%
DEMOCRATIC	DEM	0	0.00%
LIBERTARIAN	LIB	1	6.25%
CONSTITUTION	CON	0	0.00%

ATTY GENERAL			
			Total
Number of Precincts			1
Precincts Reporting		1	100.0 %
Times Counted	127/159		79.9 %
Total Votes			125
<b>SHURTLEFF, MARK L.</b>	REP	98	78.40%
HILL, JEAN WELCH	DEM	18	14.40%
McCULLOUGH, W. ANDRE	LIB	9	7.20%
Write-in Votes		0	0.00%

U.S. PRESIDENT			
			Total
Number of Precincts			1
Precincts Reporting		1	100.0 %
Times Counted	127/159		79.9 %
Total Votes			127
<b>McCAIN, JOHN</b>	REP	99	77.95%
OBAMA, BARACK	DEM	21	16.54%
BARR, BOB	LIB	1	0.79%
BALDWIN, CHARLES O	CON	2	1.57%
NADER, RALPH	PF	3	2.36%
LA RIVA, GLORIA	SL	0	0.00%
McKINNEY, CYNTHIA	GRE	0	0.00%
Write-in Votes		1	0.79%

STATE TREASURER			
			Total
Number of Precincts			1
Precincts Reporting		1	100.0 %
Times Counted	127/159		79.9 %
Total Votes			121
<b>ELLIS, RICHARD K.</b>	REP	92	76.03%
CLARK, DICK	DEM	29	23.97%
Write-in Votes		0	0.00%

STATE AUDITOR			
			Total
Number of Precincts			1
Precincts Reporting		1	100.0 %
Times Counted	127/159		79.9 %
Total Votes			115
<b>JOHNSON, AUSTON G. 3</b>	REP	83	72.17%
COLLARD, CLARE	DEM	21	18.26%
PROCTOR, RICHARD D	CON	11	9.57%
Write-in Votes		0	0.00%

U. S. HOUSE OF REPRESENTATIVE			
			Total
Number of Precincts			1
Precincts Reporting		1	100.0 %
Times Counted	127/159		79.9 %
Total Votes			122
<b>BISHOP, ROB</b>	REP	96	78.69%
BOWEN, MORGAN	DEM	19	15.57%
BUCHMAN, JOSEPH GEDD	LIB	4	3.28%
PEARSON, KIRK D	CON	3	2.46%
Write-in Votes		0	0.00%

UTAH STATE HOUSE OF REPRESENTATIVES1			
			Total
Number of Precincts			1
Precincts Reporting		1	100.0 %
Times Counted	127/159		79.9 %
Total Votes			123
<b>MENLOVE, RONDA RUDD</b>	REP	104	84.55%
MORGAN, BILLY R.	DEM	19	15.45%
Write-in Votes		0	0.00%

GOVERNOR			
			Total
Number of Precincts			1
Precincts Reporting		1	100.0 %
Times Counted	127/159		79.9 %
Total Votes			125
<b>HUNTSMAN, JON M. JR</b>	REP	106	84.80%
SPRINGMEYER, BOB	DEM	11	8.80%
SCHANZE, DELL	LIB	8	6.40%
Write-in Votes		0	0.00%

UTAH STATE SCHOOL BOARD OF EDUCATION			
			Total
Number of Precincts			1
Precincts Reporting		1	100.0 %
Times Counted	127/159		79.9 %
Total Votes			106
<b>LOCKE, SHELLY</b>		63	59.43%
ASHLIMAN, SUSIE CAMP		43	40.57%
Write-in Votes		0	0.00%

Election Summary Report  
 Box Elder County, Utah  
 General Election  
 November 4, 2008  
 Summary For Howell, All Counters, All Races  
 Official Results

Date:11/17/08  
 Time:13:18:30  
 Page:2 of 3

Registered Voters 159 - Cards Cast 127 79.87%

Num. Report Precinct 1 - Num. Reporting 1 100.00%

BOX ELDER COUNTY COMMISSION			
SEAT C			
	Total		
Number of Precincts	1		
Precincts Reporting	1	100.0 %	
Times Counted	127/159	79.9 %	
Total Votes	124		
<b>SHAFFER, BRIAN K.</b>	REP	68	54.84%
ANDERSON, ELI H.	DEM	49	39.52%
PHIPPS, LEE	CON	7	5.65%
Write-in Votes		0	0.00%

Judge GREGORY K. ORME			
	Total		
Number of Precincts	1		
Precincts Reporting	1	100.0 %	
Times Counted	127/159	79.9 %	
Total Votes	111		
<b>YES</b>		84	75.68%
<b>NO</b>		27	24.32%

Judge RUSSELL W. BENCH			
	Total		
Number of Precincts	1		
Precincts Reporting	1	100.0 %	
Times Counted	127/159	79.9 %	
Total Votes	116		
<b>YES</b>		84	72.41%
<b>NO</b>		32	27.59%

Judge BEN H. HADFIELD			
	Total		
Number of Precincts	1		
Precincts Reporting	1	100.0 %	
Times Counted	127/159	79.9 %	
Total Votes	118		
<b>YES</b>		90	76.27%
<b>NO</b>		28	23.73%

Judge JAMES Z. DAVIS			
	Total		
Number of Precincts	1		
Precincts Reporting	1	100.0 %	
Times Counted	127/159	79.9 %	
Total Votes	114		
<b>YES</b>		82	71.93%
<b>NO</b>		32	28.07%

Judge THOMAS L. WILLMORE			
	Total		
Number of Precincts	1		
Precincts Reporting	1	100.0 %	
Times Counted	127/159	79.9 %	
Total Votes	116		
<b>YES</b>		87	75.00%
<b>NO</b>		29	25.00%

Judge PAMELA T. GREENWOOD			
	Total		
Number of Precincts	1		
Precincts Reporting	1	100.0 %	
Times Counted	127/159	79.9 %	
Total Votes	113		
<b>YES</b>		85	75.22%
<b>NO</b>		28	24.78%

Judge LARRY E. JONES			
	Total		
Number of Precincts	1		
Precincts Reporting	1	100.0 %	
Times Counted	127/159	79.9 %	
Total Votes	116		
<b>YES</b>		88	75.86%
<b>NO</b>		28	24.14%

Judge CAROLYN B. McHUGH			
	Total		
Number of Precincts	1		
Precincts Reporting	1	100.0 %	
Times Counted	127/159	79.9 %	
Total Votes	114		
<b>YES</b>		87	76.32%
<b>NO</b>		27	23.68%

BOX ELDER COUNTY SCHOOL			
BOARD DIST 1			
	Total		
Number of Precincts	1		
Precincts Reporting	1	100.0 %	
Times Counted	127/159	79.9 %	
Total Votes	116		
<b>CAPENER, LYNN A</b>		113	97.41%
Write-in Votes		3	2.59%



**Election Summary Report**  
**Box Elder County, Utah**  
**General Election**  
**November 4, 2008**  
**Summary For Howell, All Counters, All Races**  
**Official Results**

Date:11/17/08  
 Time:13:18:30  
 Page:3 of 3

Registered Voters 159 - Cards Cast 127 79.87%

Num. Report Precinct 1 - Num. Reporting 1 100.00%

Constitutional Amendment A		Total	
Number of Precincts	1		
Precincts Reporting	1	100.0 %	
Times Counted	127/159	79.9 %	
Total Votes	119		
<b>YES</b>	71	59.66%	
<b>NO</b>	48	40.34%	

PROPOSITION 2		Total	
Number of Precincts	1		
Precincts Reporting	1	100.0 %	
Times Counted	127/159	79.9 %	
Total Votes	124		
<b>FOR</b>	74	59.68%	
<b>AGAINST</b>	50	40.32%	

Constitutional Amendment B		Total	
Number of Precincts	1		
Precincts Reporting	1	100.0 %	
Times Counted	127/159	79.9 %	
Total Votes	118		
<b>YES</b>	47	39.83%	
<b>NO</b>	71	60.17%	

Constitutional Amendment C		Total	
Number of Precincts	1		
Precincts Reporting	1	100.0 %	
Times Counted	127/159	79.9 %	
Total Votes	117		
<b>YES</b>	65	55.56%	
<b>NO</b>	52	44.44%	

Constitutional Amendment D		Total	
Number of Precincts	1		
Precincts Reporting	1	100.0 %	
Times Counted	127/159	79.9 %	
Total Votes	119		
<b>YES</b>	63	52.94%	
<b>NO</b>	56	47.06%	

Constitutional Amendment E		Total	
Number of Precincts	1		
Precincts Reporting	1	100.0 %	
Times Counted	127/159	79.9 %	
Total Votes	119		
<b>YES</b>	18	15.13%	
<b>NO</b>	101	84.87%	

# Election Summary Report

Box Elder County, Utah

General Election

November 4, 2008

Summary For Mantua, All Counters, All Races

Official Results

Date: 11/17/08

Time: 13:18:26

Page: 1 of 3

Registered Voters 498 - Cards Cast 402 80.72%

Num. Report Precinct 1 - Num. Reporting 1 100.00%

STRAIGHT PARTY			
		Total	
Number of Precincts		1	
Precincts Reporting		1	100.0 %
Times Counted	402/498		80.7 %
Total Votes		118	
<b>REPUBLICAN</b>	REP	104	88.14%
DEMOCRATIC	DEM	8	6.78%
LIBERTARIAN	LIB	5	4.24%
CONSTITUTION	CON	1	0.85%

ATTY GENERAL			
		Total	
Number of Precincts		1	
Precincts Reporting		1	100.0 %
Times Counted	402/498		80.7 %
Total Votes		385	
<b>SHURTLEFF, MARK L.</b>	REP	316	82.08%
HILL, JEAN WELCH	DEM	57	14.81%
McCULLOUGH, W. ANDRE	LIB	12	3.12%
Write-in Votes		0	0.00%

U.S. PRESIDENT			
		Total	
Number of Precincts		1	
Precincts Reporting		1	100.0 %
Times Counted	402/498		80.7 %
Total Votes		399	
<b>McCAIN, JOHN</b>	REP	325	81.45%
OBAMA, BARACK	DEM	59	14.79%
BARR, BOB	LIB	3	0.75%
BALDWIN, CHARLES O	CON	2	0.50%
NADER, RALPH	PF	6	1.50%
LA RIVA, GLORJA	SL	0	0.00%
McKINNEY, CYNTHIA	GRE	0	0.00%
Write-in Votes		4	1.00%

STATE TREASURER			
		Total	
Number of Precincts		1	
Precincts Reporting		1	100.0 %
Times Counted	402/498		80.7 %
Total Votes		361	
<b>ELLIS, RICHARD K.</b>	REP	291	80.61%
CLARK, DICK	DEM	70	19.39%
Write-in Votes		0	0.00%

STATE AUDITOR			
		Total	
Number of Precincts		1	
Precincts Reporting		1	100.0 %
Times Counted	402/498		80.7 %
Total Votes		333	
<b>JOHNSON, AUSTON G. 3</b>	REP	262	78.68%
COLLARD, CLARE	DEM	56	16.82%
PROCTOR, RICHARD D	CON	15	4.50%
Write-in Votes		0	0.00%

U. S. HOUSE OF REPRESENTATIVE			
		Total	
Number of Precincts		1	
Precincts Reporting		1	100.0 %
Times Counted	402/498		80.7 %
Total Votes		386	
<b>BISHOP, ROB</b>	REP	320	82.90%
BOWEN, MORGAN	DEM	48	12.44%
BUCHMAN, JOSEPH GEDD	LIB	7	1.81%
PEARSON, KIRK D	CON	11	2.85%
Write-in Votes		0	0.00%

UTAH STATE HOUSE OF REPRESENTATIVES2			
		Total	
Number of Precincts		1	
Precincts Reporting		1	100.0 %
Times Counted	402/498		80.7 %
Total Votes		381	
<b>FERRY, BEN C.</b>	REP	315	82.68%
EDWARDS, TOM	CON	65	17.06%
Write-in Votes		1	0.26%

GOVERNOR			
		Total	
Number of Precincts		1	
Precincts Reporting		1	100.0 %
Times Counted	402/498		80.7 %
Total Votes		388	
<b>HUNTSMAN, JON M. JR</b>	REP	333	85.82%
SPRINGMEYER, BOB	DEM	39	10.05%
SCHANZE, DELL	LIB	16	4.12%
Write-in Votes		0	0.00%

UTAH STATE SCHOOL BOARD OF EDUCATION			
		Total	
Number of Precincts		1	
Precincts Reporting		1	100.0 %
Times Counted	402/498		80.7 %
Total Votes		290	
<b>LOCKE, SHELLY</b>		160	55.17%
ASHLIMAN, SUSIE CAMP		130	44.83%
Write-in Votes		0	0.00%

Election Summary Report  
 Box Elder County, Utah  
 General Election  
 November 4, 2008  
 Summary For Mantua, All Counters, All Races  
 Official Results

Date:11/17/08  
 Time:13:18:26  
 Page:2 of 3

Registered Voters 498 - Cards Cast 402 80.72%

Num. Report Precinct 1 - Num. Reporting 1 100.00%

BOX ELDER COUNTY COMMISSION SEAT C			
		Total	
Number of Precincts		1	
Precincts Reporting		1	100.0 %
Times Counted	402/498	80.7 %	
Total Votes		373	
<b>SHAFFER, BRIAN K.</b>	REP	250	67.02%
ANDERSON, ELI H.	DEM	95	25.47%
PHIPPS, LEE	CON	28	7.51%
Write-in Votes		0	0.00%

Judge GREGORY K. ORME			
		Total	
Number of Precincts		1	
Precincts Reporting		1	100.0 %
Times Counted	402/498	80.7 %	
Total Votes		330	
<b>YES</b>		266	80.61%
<b>NO</b>		64	19.39%

Judge RUSSELL W. BENCH			
		Total	
Number of Precincts		1	
Precincts Reporting		1	100.0 %
Times Counted	402/498	80.7 %	
Total Votes		332	
<b>YES</b>		267	80.42%
<b>NO</b>		65	19.58%

Judge BEN H. HADFIELD			
		Total	
Number of Precincts		1	
Precincts Reporting		1	100.0 %
Times Counted	402/498	80.7 %	
Total Votes		363	
<b>YES</b>		297	81.82%
<b>NO</b>		66	18.18%

Judge JAMES Z. DAVIS			
		Total	
Number of Precincts		1	
Precincts Reporting		1	100.0 %
Times Counted	402/498	80.7 %	
Total Votes		333	
<b>YES</b>		275	82.58%
<b>NO</b>		58	17.42%

Judge THOMAS L. WILLMORE			
		Total	
Number of Precincts		1	
Precincts Reporting		1	100.0 %
Times Counted	402/498	80.7 %	
Total Votes		336	
<b>YES</b>		273	81.25%
<b>NO</b>		63	18.75%

Judge PAMELA T. GREENWOOD			
		Total	
Number of Precincts		1	
Precincts Reporting		1	100.0 %
Times Counted	402/498	80.7 %	
Total Votes		333	
<b>YES</b>		267	80.18%
<b>NO</b>		66	19.82%

Judge LARRY E. JONES			
		Total	
Number of Precincts		1	
Precincts Reporting		1	100.0 %
Times Counted	402/498	80.7 %	
Total Votes		335	
<b>YES</b>		267	79.70%
<b>NO</b>		68	20.30%

Judge CAROLYN B. McHUGH			
		Total	
Number of Precincts		1	
Precincts Reporting		1	100.0 %
Times Counted	402/498	80.7 %	
Total Votes		331	
<b>YES</b>		266	80.36%
<b>NO</b>		65	19.64%

Constitutional Amendment A			
		Total	
Number of Precincts		1	
Precincts Reporting		1	100.0 %
Times Counted	402/498	80.7 %	
Total Votes		366	
<b>YES</b>		265	72.40%
<b>NO</b>		101	27.60%

**Election Summary Report**  
**Box Elder County, Utah**  
**General Election**  
**November 4, 2008**  
**Summary For Mantua, All Counters, All Races**  
**Official Results**

Date:11/17/08  
 Time:13:18:26  
 Page:3 of 3

Registered Voters 498 - Cards Cast 402 80.72%

Num. Report Precinct 1 - Num. Reporting 1 100.00%

Constitutional Amendment B		Total	
Number of Precincts	1		
Precincts Reporting	1	100.0 %	
Times Counted	402/498	80.7 %	
Total Votes	360		
<b>YES</b>	232	64.44%	
<b>NO</b>	128	35.56%	

Constitutional Amendment C		Total	
Number of Precincts	1		
Precincts Reporting	1	100.0 %	
Times Counted	402/498	80.7 %	
Total Votes	361		
<b>YES</b>	236	65.37%	
<b>NO</b>	125	34.63%	

Constitutional Amendment D		Total	
Number of Precincts	1		
Precincts Reporting	1	100.0 %	
Times Counted	402/498	80.7 %	
Total Votes	357		
<b>YES</b>	252	70.59%	
<b>NO</b>	105	29.41%	

Constitutional Amendment E		Total	
Number of Precincts	1		
Precincts Reporting	1	100.0 %	
Times Counted	402/498	80.7 %	
Total Votes	362		
<b>YES</b>	137	37.85%	
<b>NO</b>	225	62.15%	

PROPOSITION 2		Total	
Number of Precincts	1		
Precincts Reporting	1	100.0 %	
Times Counted	402/498	80.7 %	
Total Votes	388		
<b>FOR</b>	198	51.03%	
<b>AGAINST</b>	190	48.97%	

Election Summary Report  
 Box Elder County, Utah  
 General Election  
 November 4, 2008  
 Summary For Park Valley, All Counters, All Races  
 Official Results

Date:11/17/08  
 Time:13:18:23  
 Page:1 of 3

Registered Voters 95 - Cards Cast 81 85.26%

Num. Report Precinct 1 - Num. Reporting 1 100.00%

STRAIGHT PARTY		Total	
Number of Precincts		1	
Precincts Reporting		1	100.0 %
Times Counted		81/95	85.3 %
Total Votes		33	
<b>REPUBLICAN</b>	REP	33	100.00%
DEMOCRATIC	DEM	0	0.00%
LIBERTARIAN	LIB	0	0.00%
CONSTITUTION	CON	0	0.00%

ATTY GENERAL		Total	
Number of Precincts		1	
Precincts Reporting		1	100.0 %
Times Counted		81/95	85.3 %
Total Votes		80	
<b>SHURTLEFF, MARK L.</b>	REP	74	92.50%
HILL, JEAN WELCH	DEM	3	3.75%
McCULLOUGH, W. ANDRE	LIB	3	3.75%
Write-in Votes		0	0.00%

U.S. PRESIDENT		Total	
Number of Precincts		1	
Precincts Reporting		1	100.0 %
Times Counted		81/95	85.3 %
Total Votes		81	
<b>McCAIN, JOHN</b>	REP	76	93.83%
OBAMA, BARACK	DEM	2	2.47%
BARR, BOB	LIB	0	0.00%
BALDWIN, CHARLES O	CON	1	1.23%
NADER, RALPH	PF	0	0.00%
LA RIVA, GLORIA	SL	0	0.00%
McKINNEY, CYNTHIA	GRE	0	0.00%
Write-in Votes		2	2.47%

STATE TREASURER		Total	
Number of Precincts		1	
Precincts Reporting		1	100.0 %
Times Counted		81/95	85.3 %
Total Votes		74	
<b>ELLIS, RICHARD K.</b>	REP	68	91.89%
CLARK, DICK	DEM	6	8.11%
Write-in Votes		0	0.00%

U. S. HOUSE OF REPRESENTATIVE		Total	
Number of Precincts		1	
Precincts Reporting		1	100.0 %
Times Counted		81/95	85.3 %
Total Votes		78	
<b>BISHOP, ROB</b>	REP	71	91.03%
BOWEN, MORGAN	DEM	4	5.13%
BUCHMAN, JOSEPH GEDD	LIB	1	1.28%
PEARSON, KIRK D	CON	2	2.56%
Write-in Votes		0	0.00%

STATE AUDITOR		Total	
Number of Precincts		1	
Precincts Reporting		1	100.0 %
Times Counted		81/95	85.3 %
Total Votes		76	
<b>JOHNSON, AUSTON G. 3</b>	REP	69	90.79%
COLLARD, CLARE	DEM	5	6.58%
PROCTOR, RICHARD D	CON	2	2.63%
Write-in Votes		0	0.00%

GOVERNOR		Total	
Number of Precincts		1	
Precincts Reporting		1	100.0 %
Times Counted		81/95	85.3 %
Total Votes		81	
<b>HUNTSMAN, JON M. JR</b>	REP	76	93.83%
SPRINGMEYER, BOB	DEM	2	2.47%
SCHANZE, DELL	LIB	2	2.47%
Write-in Votes		1	1.23%

UTAH STATE HOUSE OF REPRESENTATIVES1		Total	
Number of Precincts		1	
Precincts Reporting		1	100.0 %
Times Counted		81/95	85.3 %
Total Votes		80	
<b>MENLOVE, RONDA RUDD</b>	REP	77	96.25%
MORGAN, BILLY R.	DEM	3	3.75%
Write-in Votes		0	0.00%

UTAH STATE SCHOOL BOARD OF EDUCATION		Total	
Number of Precincts		1	
Precincts Reporting		1	100.0 %
Times Counted		81/95	85.3 %
Total Votes		46	
<b>LOCKE, SHELLY</b>		30	65.22%
ASHLIMAN, SUSIE CAMP		16	34.78%
Write-in Votes		0	0.00%

Election Summary Report  
 Box Elder County, Utah  
 General Election  
 November 4, 2008  
 Summary For Park Valley, All Counters, All Races  
 Official Results

Date:11/17/08  
 Time:13:18:23  
 Page:2 of 3

Registered Voters 95 - Cards Cast 81 85.26%

Num. Report Precinct 1 - Num. Reporting 1 100.00%

BOX ELDER COUNTY COMMISSION SEAT C			
		Total	
Number of Precincts		1	
Precincts Reporting		1	100.0 %
Times Counted	81/95	85.3 %	
Total Votes		81	
<b>SHAFFER, BRIAN K.</b>	REP	68	83.95%
ANDERSON, ELI H.	DEM	11	13.58%
PHIPPS, LEE	CON	2	2.47%
Write-in Votes		0	0.00%

Judge GREGORY K. ORME			
		Total	
Number of Precincts		1	
Precincts Reporting		1	100.0 %
Times Counted	81/95	85.3 %	
Total Votes		61	
<b>YES</b>		56	91.80%
<b>NO</b>		5	8.20%

Judge RUSSELL W. BENCH			
		Total	
Number of Precincts		1	
Precincts Reporting		1	100.0 %
Times Counted	81/95	85.3 %	
Total Votes		63	
<b>YES</b>		59	93.65%
<b>NO</b>		4	6.35%

Judge BEN H. HADFIELD			
		Total	
Number of Precincts		1	
Precincts Reporting		1	100.0 %
Times Counted	81/95	85.3 %	
Total Votes		71	
<b>YES</b>		61	85.92%
<b>NO</b>		10	14.08%

Judge JAMES Z. DAVIS			
		Total	
Number of Precincts		1	
Precincts Reporting		1	100.0 %
Times Counted	81/95	85.3 %	
Total Votes		63	
<b>YES</b>		59	93.65%
<b>NO</b>		4	6.35%

Judge THOMAS L. WILLMORE			
		Total	
Number of Precincts		1	
Precincts Reporting		1	100.0 %
Times Counted	81/95	85.3 %	
Total Votes		63	
<b>YES</b>		59	93.65%
<b>NO</b>		4	6.35%

Judge PAMELA T. GREENWOOD			
		Total	
Number of Precincts		1	
Precincts Reporting		1	100.0 %
Times Counted	81/95	85.3 %	
Total Votes		63	
<b>YES</b>		58	92.06%
<b>NO</b>		5	7.94%

Judge LARRY E. JONES			
		Total	
Number of Precincts		1	
Precincts Reporting		1	100.0 %
Times Counted	81/95	85.3 %	
Total Votes		63	
<b>YES</b>		57	90.48%
<b>NO</b>		6	9.52%

Judge CAROLYN B. McHUGH			
		Total	
Number of Precincts		1	
Precincts Reporting		1	100.0 %
Times Counted	81/95	85.3 %	
Total Votes		63	
<b>YES</b>		58	92.06%
<b>NO</b>		5	7.94%

BOX ELDER COUNTY SCHOOL BOARD DIST 2			
		Total	
Number of Precincts		1	
Precincts Reporting		1	100.0 %
Times Counted	81/95	85.3 %	
Total Votes		71	
<b>ARCHIBALD, CONNIE J.</b>		70	98.59%
Write-in Votes		1	1.41%

**Election Summary Report**  
**Box Elder County, Utah**  
**General Election**  
**November 4, 2008**  
**Summary For Park Valley, All Counters, All Races**  
**Official Results**

Date:11/17/08  
 Time:13:18:23  
 Page:3 of 3

Registered Voters 95 - Cards Cast 81 85.26%

Num. Report Precinct 1 - Num. Reporting 1 100.00%

Constitutional Amendment A		Total	
Number of Precincts	1		
Precincts Reporting	1	100.0 %	
Times Counted	81/95	85.3 %	
Total Votes	66		
<b>YES</b>	44	66.67%	
<b>NO</b>	22	33.33%	

PROPOSITION 2		Total	
Number of Precincts	1		
Precincts Reporting	1	100.0 %	
Times Counted	81/95	85.3 %	
Total Votes	75		
<b>FOR</b>	46	61.33%	
<b>AGAINST</b>	29	38.67%	

Constitutional Amendment B		Total	
Number of Precincts	1		
Precincts Reporting	1	100.0 %	
Times Counted	81/95	85.3 %	
Total Votes	68		
<b>YES</b>	39	57.35%	
<b>NO</b>	29	42.65%	

Constitutional Amendment C		Total	
Number of Precincts	1		
Precincts Reporting	1	100.0 %	
Times Counted	81/95	85.3 %	
Total Votes	71		
<b>YES</b>	49	69.01%	
<b>NO</b>	22	30.99%	

Constitutional Amendment D		Total	
Number of Precincts	1		
Precincts Reporting	1	100.0 %	
Times Counted	81/95	85.3 %	
Total Votes	67		
<b>YES</b>	52	77.61%	
<b>NO</b>	15	22.39%	

Constitutional Amendment E		Total	
Number of Precincts	1		
Precincts Reporting	1	100.0 %	
Times Counted	81/95	85.3 %	
Total Votes	71		
<b>YES</b>	17	23.94%	
<b>NO</b>	54	76.06%	

Election Summary Report  
 Box Elder County, Utah  
 General Election  
 November 4, 2008

Date:11/17/08  
 Time:13:18:19  
 Page:1 of 3

Summary For Perry 01, All Counters, All Races  
 Official Results

Registered Voters 1023 - Cards Cast 804 78.59%

Num. Report Precinct 1 - Num. Reporting 1 100.00%

STRAIGHT PARTY			
		Total	
Number of Precincts		1	
Precincts Reporting		1	100.0 %
Times Counted		804/1023	78.6 %
Total Votes		256	
<b>REPUBLICAN</b>	REP	227	88.67%
DEMOCRATIC	DEM	25	9.77%
LIBERTARIAN	LIB	3	1.17%
CONSTITUTION	CON	1	0.39%

ATTY GENERAL			
		Total	
Number of Precincts		1	
Precincts Reporting		1	100.0 %
Times Counted		804/1023	78.6 %
Total Votes		776	
<b>SHURTLEFF, MARK L.</b>	REP	651	83.89%
HILL, JEAN WELCH	DEM	106	13.66%
McCULLOUGH, W. ANDRE	LIB	19	2.45%
Write-in Votes		0	0.00%

U.S. PRESIDENT			
		Total	
Number of Precincts		1	
Precincts Reporting		1	100.0 %
Times Counted		804/1023	78.6 %
Total Votes		797	
<b>McCAIN, JOHN</b>	REP	643	80.68%
OBAMA, BARACK	DEM	131	16.44%
BARR, BOB	LIB	5	0.63%
BALDWIN, CHARLES O	CON	6	0.75%
NADER, RALPH	PF	5	0.63%
LA RIVA, GLORIA	SL	0	0.00%
McKINNEY, CYNTHIA	GRE	0	0.00%
Write-in Votes		7	0.88%

STATE TREASURER			
		Total	
Number of Precincts		1	
Precincts Reporting		1	100.0 %
Times Counted		804/1023	78.6 %
Total Votes		748	
<b>ELLIS, RICHARD K.</b>	REP	621	83.02%
CLARK, DICK	DEM	127	16.98%
Write-in Votes		0	0.00%

U. S. HOUSE OF REPRESENTATIVE			
		Total	
Number of Precincts		1	
Precincts Reporting		1	100.0 %
Times Counted		804/1023	78.6 %
Total Votes		787	
<b>BISHOP, ROB</b>	REP	651	82.72%
BOWEN, MORGAN	DEM	114	14.49%
BUCHMAN, JOSEPH GEDD	LIB	12	1.52%
PEARSON, KIRK D	CON	10	1.27%
Write-in Votes		0	0.00%

STATE AUDITOR			
		Total	
Number of Precincts		1	
Precincts Reporting		1	100.0 %
Times Counted		804/1023	78.6 %
Total Votes		711	
<b>JOHNSON, AUSTON G. 3</b>	REP	573	80.59%
COLLARD, CLARE	DEM	123	17.30%
PROCTOR, RICHARD D	CON	15	2.11%
Write-in Votes		0	0.00%

GOVERNOR			
		Total	
Number of Precincts		1	
Precincts Reporting		1	100.0 %
Times Counted		804/1023	78.6 %
Total Votes		784	
<b>HUNTSMAN, JON M. JR</b>	REP	710	90.56%
SPRINGMEYER, BOB	DEM	62	7.91%
SCHANZE, DELL	LIB	12	1.53%
Write-in Votes		0	0.00%

UTAH STATE HOUSE OF REPRESENTATIVES2			
		Total	
Number of Precincts		1	
Precincts Reporting		1	100.0 %
Times Counted		804/1023	78.6 %
Total Votes		750	
<b>FERRY, BEN C.</b>	REP	664	88.53%
EDWARDS, TOM	CON	86	11.47%
Write-in Votes		0	0.00%

UTAH STATE SCHOOL BOARD OF EDUCATION			
		Total	
Number of Precincts		1	
Precincts Reporting		1	100.0 %
Times Counted		804/1023	78.6 %
Total Votes		610	
<b>LOCKE, SHELLY</b>		387	63.44%
ASHLIMAN, SUSIE CAMP		222	36.39%
Write-in Votes		1	0.16%



Election Summary Report  
 Box Elder County, Utah  
 General Election  
 November 4, 2008  
 Summary For Perry 01, All Counters, All Races  
 Official Results

Date:11/17/08  
 Time:13:18:19  
 Page:2 of 3

Registered Voters 1023 - Cards Cast 804 78.59%

Num. Report Precinct 1 - Num. Reporting 1 100.00%

BOX ELDER COUNTY COMMISSION SEAT C			
		Total	
Number of Precincts		1	
Precincts Reporting		1	100.0 %
Times Counted	804/1023	78.6 %	
Total Votes		758	
<b>SHAFFER, BRIAN K.</b>	REP	532	70.18%
ANDERSON, ELI H.	DEM	197	25.99%
PHIPPS, LEE	CON	28	3.69%
Write-in Votes		1	0.13%

Judge GREGORY K. ORME			
		Total	
Number of Precincts		1	
Precincts Reporting		1	100.0 %
Times Counted	804/1023	78.6 %	
Total Votes		681	
<b>YES</b>		599	87.96%
<b>NO</b>		82	12.04%

Judge RUSSELL W. BENCH			
		Total	
Number of Precincts		1	
Precincts Reporting		1	100.0 %
Times Counted	804/1023	78.6 %	
Total Votes		679	
<b>YES</b>		592	87.19%
<b>NO</b>		87	12.81%

Judge BEN H. HADFIELD			
		Total	
Number of Precincts		1	
Precincts Reporting		1	100.0 %
Times Counted	804/1023	78.6 %	
Total Votes		731	
<b>YES</b>		646	88.37%
<b>NO</b>		85	11.63%

Judge JAMES Z. DAVIS			
		Total	
Number of Precincts		1	
Precincts Reporting		1	100.0 %
Times Counted	804/1023	78.6 %	
Total Votes		681	
<b>YES</b>		592	86.93%
<b>NO</b>		89	13.07%

Judge THOMAS L. WILLMORE			
		Total	
Number of Precincts		1	
Precincts Reporting		1	100.0 %
Times Counted	804/1023	78.6 %	
Total Votes		685	
<b>YES</b>		599	87.45%
<b>NO</b>		86	12.55%

Judge PAMELA T. GREENWOOD			
		Total	
Number of Precincts		1	
Precincts Reporting		1	100.0 %
Times Counted	804/1023	78.6 %	
Total Votes		683	
<b>YES</b>		606	88.73%
<b>NO</b>		77	11.27%

Judge LARRY E. JONES			
		Total	
Number of Precincts		1	
Precincts Reporting		1	100.0 %
Times Counted	804/1023	78.6 %	
Total Votes		684	
<b>YES</b>		596	87.13%
<b>NO</b>		88	12.87%

Judge CAROLYN B. McHUGH			
		Total	
Number of Precincts		1	
Precincts Reporting		1	100.0 %
Times Counted	804/1023	78.6 %	
Total Votes		686	
<b>YES</b>		598	87.17%
<b>NO</b>		88	12.83%

Constitutional Amendment A			
		Total	
Number of Precincts		1	
Precincts Reporting		1	100.0 %
Times Counted	804/1023	78.6 %	
Total Votes		723	
<b>YES</b>		553	76.49%
<b>NO</b>		170	23.51%

Election Summary Report  
 Box Elder County, Utah  
 General Election  
 November 4, 2008  
 Summary For Perry 01, All Counters, All Races  
 Official Results

Date:11/17/08  
 Time:13:18:19  
 Page:3 of 3

Registered Voters 1023 - Cards Cast 804 78.59%

Num. Report Precinct 1 - Num. Reporting 1 100.00%

Constitutional Amendment B		Total
Number of Precincts		1
Precincts Reporting		1 100.0 %
Times Counted	804/1023	78.6 %
Total Votes		702
<b>YES</b>		481 68.52%
<b>NO</b>		221 31.48%

Constitutional Amendment C		Total
Number of Precincts		1
Precincts Reporting		1 100.0 %
Times Counted	804/1023	78.6 %
Total Votes		721
<b>YES</b>		507 70.32%
<b>NO</b>		214 29.68%

Constitutional Amendment D		Total
Number of Precincts		1
Precincts Reporting		1 100.0 %
Times Counted	804/1023	78.6 %
Total Votes		703
<b>YES</b>		558 79.37%
<b>NO</b>		145 20.63%

Constitutional Amendment E		Total
Number of Precincts		1
Precincts Reporting		1 100.0 %
Times Counted	804/1023	78.6 %
Total Votes		714
<b>YES</b>		312 43.70%
<b>NO</b>		402 56.30%

PROPOSITION 2		Total
Number of Precincts		1
Precincts Reporting		1 100.0 %
Times Counted	804/1023	78.6 %
Total Votes		773
<b>FOR</b>		367 47.48%
<b>AGAINST</b>		406 52.52%

Election Summary Report  
 Box Elder County, Utah  
 General Election  
 November 4, 2008

Date:11/17/08  
 Time:13:18:16  
 Page:1 of 3

Summary For Perry 02, All Counters, All Races  
 Official Results

Registered Voters 1431 - Cards Cast 1098 76.73%

Num. Report Precinct 1 - Num. Reporting 1 100.00%

STRAIGHT PARTY			
			Total
Number of Precincts			1
Precincts Reporting		1	100.0 %
Times Counted	1098/1431		76.7 %
Total Votes			295
<b>REPUBLICAN</b>	REP	247	83.73%
DEMOCRATIC	DEM	45	15.25%
LIBERTARIAN	LIB	2	0.68%
CONSTITUTION	CON	1	0.34%

ATTY GENERAL			
			Total
Number of Precincts			1
Precincts Reporting		1	100.0 %
Times Counted	1098/1431		76.7 %
Total Votes			1066
<b>SHURTLEFF, MARK L.</b>	REP	877	82.27%
HILL, JEAN WELCH	DEM	147	13.79%
McCULLOUGH, W. ANDRE	LIB	42	3.94%
Write-in Votes		0	0.00%

U.S. PRESIDENT			
			Total
Number of Precincts			1
Precincts Reporting		1	100.0 %
Times Counted	1098/1431		76.7 %
Total Votes			1090
<b>McCAIN, JOHN</b>	REP	868	79.63%
OBAMA, BARACK	DEM	181	16.61%
BARR, BOB	LIB	11	1.01%
BALDWIN, CHARLES O	CON	14	1.28%
NADER, RALPH	PF	10	0.92%
LA RIVA, GLORIA	SL	1	0.09%
McKINNEY, CYNTHIA	GRE	1	0.09%
Write-in Votes		4	0.37%

STATE TREASURER			
			Total
Number of Precincts			1
Precincts Reporting		1	100.0 %
Times Counted	1098/1431		76.7 %
Total Votes			1019
<b>ELLIS, RICHARD K.</b>	REP	826	81.06%
CLARK, DICK	DEM	193	18.94%
Write-in Votes		0	0.00%

U. S. HOUSE OF REPRESENTATIVE			
			Total
Number of Precincts			1
Precincts Reporting		1	100.0 %
Times Counted	1098/1431		76.7 %
Total Votes			1080
<b>BISHOP, ROB</b>	REP	903	83.61%
BOWEN, MORGAN	DEM	140	12.96%
BUCHMAN, JOSEPH GEDD	LIB	15	1.39%
PEARSON, KIRK D	CON	22	2.04%
Write-in Votes		0	0.00%

STATE AUDITOR			
			Total
Number of Precincts			1
Precincts Reporting		1	100.0 %
Times Counted	1098/1431		76.7 %
Total Votes			955
<b>JOHNSON, AUSTON G. 3</b>	REP	758	79.37%
COLLARD, CLARE	DEM	162	16.96%
PROCTOR, RICHARD D	CON	35	3.66%
Write-in Votes		0	0.00%

GOVERNOR			
			Total
Number of Precincts			1
Precincts Reporting		1	100.0 %
Times Counted	1098/1431		76.7 %
Total Votes			1077
<b>HUNTSMAN, JON M. JR</b>	REP	985	91.46%
SPRINGMEYER, BOB	DEM	66	6.13%
SCHANZE, DELL	LIB	23	2.14%
Write-in Votes		3	0.28%

UTAH STATE HOUSE OF REPRESENTATIVES2			
			Total
Number of Precincts			1
Precincts Reporting		1	100.0 %
Times Counted	1098/1431		76.7 %
Total Votes			1029
<b>FERRY, BEN C.</b>	REP	864	83.97%
EDWARDS, TOM	CON	163	15.84%
Write-in Votes		2	0.19%

UTAH STATE SCHOOL BOARD OF EDUCATION			
			Total
Number of Precincts			1
Precincts Reporting		1	100.0 %
Times Counted	1098/1431		76.7 %
Total Votes			834
<b>LOCKE, SHELLY</b>		521	62.47%
ASHLIMAN, SUSIE CAMP		311	37.29%
Write-in Votes		2	0.24%

Election Summary Report  
 Box Elder County, Utah  
 General Election  
 November 4, 2008  
 Summary For Perry 02, All Counters, All Races  
 Official Results

Date:11/17/08  
 Time:13:18:16  
 Page:2 of 3

Registered Voters 1431 - Cards Cast 1098 76.73%

Num. Report Precinct 1 - Num. Reporting 1 100.00%

BOX ELDER COUNTY COMMISSION SEAT C			
		Total	
Number of Precincts		1	
Precincts Reporting		1	100.0 %
Times Counted	1098/1431	76.7 %	
Total Votes		1027	
<b>SHAFFER, BRIAN K.</b>	REP	685	66.70%
ANDERSON, ELI H.	DEM	277	<b>26.97%</b>
PHIPPS, LEE	CON	65	<b>6.33%</b>
Write-in Votes		0	0.00%

Judge GREGORY K. ORME			
		Total	
Number of Precincts		1	
Precincts Reporting		1	100.0 %
Times Counted	1098/1431	76.7 %	
Total Votes		938	
<b>YES</b>		771	82.20%
<b>NO</b>		167	17.80%

Judge RUSSELL W. BENCH			
		Total	
Number of Precincts		1	
Precincts Reporting		1	100.0 %
Times Counted	1098/1431	76.7 %	
Total Votes		943	
<b>YES</b>		779	82.61%
<b>NO</b>		164	17.39%

Judge BEN H. HADFIELD			
		Total	
Number of Precincts		1	
Precincts Reporting		1	100.0 %
Times Counted	1098/1431	76.7 %	
Total Votes		981	
<b>YES</b>		821	83.69%
<b>NO</b>		160	16.31%

Judge JAMES Z. DAVIS			
		Total	
Number of Precincts		1	
Precincts Reporting		1	100.0 %
Times Counted	1098/1431	76.7 %	
Total Votes		939	
<b>YES</b>		777	82.75%
<b>NO</b>		162	17.25%

Judge THOMAS L. WILLMORE			
		Total	
Number of Precincts		1	
Precincts Reporting		1	100.0 %
Times Counted	1098/1431	76.7 %	
Total Votes		937	
<b>YES</b>		766	81.75%
<b>NO</b>		171	18.25%

Judge PAMELA T. GREENWOOD			
		Total	
Number of Precincts		1	
Precincts Reporting		1	100.0 %
Times Counted	1098/1431	76.7 %	
Total Votes		948	
<b>YES</b>		786	82.91%
<b>NO</b>		162	17.09%

Judge LARRY E. JONES			
		Total	
Number of Precincts		1	
Precincts Reporting		1	100.0 %
Times Counted	1098/1431	76.7 %	
Total Votes		944	
<b>YES</b>		779	82.52%
<b>NO</b>		165	17.48%

Judge CAROLYN B. McHUGH			
		Total	
Number of Precincts		1	
Precincts Reporting		1	100.0 %
Times Counted	1098/1431	76.7 %	
Total Votes		942	
<b>YES</b>		775	82.27%
<b>NO</b>		167	17.73%

Constitutional Amendment A			
		Total	
Number of Precincts		1	
Precincts Reporting		1	100.0 %
Times Counted	1098/1431	76.7 %	
Total Votes		985	
<b>YES</b>		745	75.63%
<b>NO</b>		240	24.37%

Election Summary Report  
 Box Elder County, Utah  
 General Election  
 November 4, 2008  
 Summary For Perry 02, All Counters, All Races  
 Official Results

Date:11/17/08  
 Time:13:18:16  
 Page:3 of 3

Registered Voters 1431 - Cards Cast 1098 76.73%

Num. Report Precinct 1 - Num. Reporting 1 100.00%

Constitutional Amendment B		Total	
Number of Precincts		1	
Precincts Reporting		1	100.0 %
Times Counted	1098/1431		76.7 %
Total Votes		987	
<b>YES</b>		663	67.17%
<b>NO</b>		324	32.83%

Constitutional Amendment C		Total	
Number of Precincts		1	
Precincts Reporting		1	100.0 %
Times Counted	1098/1431		76.7 %
Total Votes		983	
<b>YES</b>		655	66.63%
<b>NO</b>		328	33.37%

Constitutional Amendment D		Total	
Number of Precincts		1	
Precincts Reporting		1	100.0 %
Times Counted	1098/1431		76.7 %
Total Votes		977	
<b>YES</b>		760	77.79%
<b>NO</b>		217	22.21%

Constitutional Amendment E		Total	
Number of Precincts		1	
Precincts Reporting		1	100.0 %
Times Counted	1098/1431		76.7 %
Total Votes		981	
<b>YES</b>		426	43.43%
<b>NO</b>		555	56.57%

PROPOSITION 2		Total	
Number of Precincts		1	
Precincts Reporting		1	100.0 %
Times Counted	1098/1431		76.7 %
Total Votes		1051	
<b>FOR</b>		496	47.19%
<b>AGAINST</b>		555	52.81%

Election Summary Report  
 Box Elder County, Utah  
 General Election  
 November 4, 2008

Date:11/17/08  
 Time:13:18:11  
 Page:1 of 3

Summary For Plymouth, All Counters, All Races  
 Official Results

Registered Voters 230 - Cards Cast 175 76.09%

Num. Report Precinct 1 - Num. Reporting 1 100.00%

STRAIGHT PARTY			
		Total	
Number of Precincts		1	
Precincts Reporting		1	100.0 %
Times Counted		175/230	76.1 %
Total Votes		49	
<b>REPUBLICAN</b>	REP	40	81.63%
DEMOCRATIC	DEM	8	16.33%
LIBERTARIAN	LIB	0	0.00%
CONSTITUTION	CON	1	2.04%

ATTY GENERAL			
		Total	
Number of Precincts		1	
Precincts Reporting		1	100.0 %
Times Counted		175/230	76.1 %
Total Votes		172	
<b>SHURTLEFF, MARK L.</b>	REP	139	80.81%
HILL, JEAN WELCH	DEM	24	13.95%
McCULLOUGH, W. ANDRE	LIB	9	5.23%
Write-in Votes		0	0.00%

U.S. PRESIDENT			
		Total	
Number of Precincts		1	
Precincts Reporting		1	100.0 %
Times Counted		175/230	76.1 %
Total Votes		173	
<b>McCAIN, JOHN</b>	REP	136	78.61%
OBAMA, BARACK	DEM	30	17.34%
BARR, BOB	LIB	2	1.16%
BALDWIN, CHARLES O	CON	3	1.73%
NADER, RALPH	PF	1	0.58%
LA RIVA, GLORIA	SL	0	0.00%
McKINNEY, CYNTHIA	GRE	0	0.00%
Write-in Votes		1	0.58%

STATE TREASURER			
		Total	
Number of Precincts		1	
Precincts Reporting		1	100.0 %
Times Counted		175/230	76.1 %
Total Votes		167	
<b>ELLIS, RICHARD K.</b>	REP	131	78.44%
CLARK, DICK	DEM	36	21.56%
Write-in Votes		0	0.00%

U. S. HOUSE OF REPRESENTATIVE			
		Total	
Number of Precincts		1	
Precincts Reporting		1	100.0 %
Times Counted		175/230	76.1 %
Total Votes		171	
<b>BISHOP, ROB</b>	REP	128	74.85%
BOWEN, MORGAN	DEM	34	19.88%
BUCHMAN, JOSEPH GEDD	LIB	3	1.75%
PEARSON, KIRK D	CON	6	3.51%
Write-in Votes		0	0.00%

STATE AUDITOR			
		Total	
Number of Precincts		1	
Precincts Reporting		1	100.0 %
Times Counted		175/230	76.1 %
Total Votes		151	
<b>JOHNSON, AUSTON G. 3</b>	REP	103	68.21%
COLLARD, CLARE	DEM	40	26.49%
PROCTOR, RICHARD D	CON	8	5.30%
Write-in Votes		0	0.00%

GOVERNOR			
		Total	
Number of Precincts		1	
Precincts Reporting		1	100.0 %
Times Counted		175/230	76.1 %
Total Votes		173	
<b>HUNTSMAN, JON M. JR</b>	REP	148	85.55%
SPRINGMEYER, BOB	DEM	14	8.09%
SCHANZE, DELL	LIB	10	5.78%
Write-in Votes		1	0.58%

UTAH STATE HOUSE OF REPRESENTATIVES1			
		Total	
Number of Precincts		1	
Precincts Reporting		1	100.0 %
Times Counted		175/230	76.1 %
Total Votes		172	
<b>MENLOVE, RONDA RUDD</b>	REP	153	88.95%
MORGAN, BILLY R.	DEM	19	11.05%
Write-in Votes		0	0.00%

UTAH STATE SCHOOL BOARD OF EDUCATION			
		Total	
Number of Precincts		1	
Precincts Reporting		1	100.0 %
Times Counted		175/230	76.1 %
Total Votes		142	
<b>LOCKE, SHELLY</b>		82	57.75%
ASHLIMAN, SUSIE CAMP		57	40.14%
Write-in Votes		3	2.11%

Election Summary Report  
 Box Elder County, Utah  
 General Election  
 November 4, 2008  
 Summary For Plymouth, All Counters, All Races  
 Official Results

Date:11/17/08  
 Time:13:18:12  
 Page:2 of 3

Registered Voters 230 - Cards Cast 175 76.09%

Num. Report Precinct 1 - Num, Reporting 1 100.00%

BOX ELDER COUNTY COMMISSION SEAT C			
		Total	
Number of Precincts		1	
Precincts Reporting		1	100.0 %
Times Counted	175/230	76.1 %	
Total Votes		171	
<b>SHAFFER, BRIAN K.</b>	REP	97	56.73%
ANDERSON, ELI H.	DEM	67	39.18%
PHIPPS, LEE	CON	7	4.09%
Write-in Votes		0	0.00%

Judge GREGORY K. ORME			
		Total	
Number of Precincts		1	
Precincts Reporting		1	100.0 %
Times Counted	175/230	76.1 %	
Total Votes		156	
<b>YES</b>		130	83.33%
<b>NO</b>		26	16.67%

Judge RUSSELL W. BENCH			
		Total	
Number of Precincts		1	
Precincts Reporting		1	100.0 %
Times Counted	175/230	76.1 %	
Total Votes		157	
<b>YES</b>		133	84.71%
<b>NO</b>		24	15.29%

Judge BEN H. HADFIELD			
		Total	
Number of Precincts		1	
Precincts Reporting		1	100.0 %
Times Counted	175/230	76.1 %	
Total Votes		163	
<b>YES</b>		127	77.91%
<b>NO</b>		36	22.09%

Judge JAMES Z. DAVIS			
		Total	
Number of Precincts		1	
Precincts Reporting		1	100.0 %
Times Counted	175/230	76.1 %	
Total Votes		154	
<b>YES</b>		128	83.12%
<b>NO</b>		26	16.88%

Judge THOMAS L. WILLMORE			
		Total	
Number of Precincts		1	
Precincts Reporting		1	100.0 %
Times Counted	175/230	76.1 %	
Total Votes		155	
<b>YES</b>		131	84.52%
<b>NO</b>		24	15.48%

Judge PAMELA T. GREENWOOD			
		Total	
Number of Precincts		1	
Precincts Reporting		1	100.0 %
Times Counted	175/230	76.1 %	
Total Votes		156	
<b>YES</b>		131	83.97%
<b>NO</b>		25	16.03%

Judge LARRY E. JONES			
		Total	
Number of Precincts		1	
Precincts Reporting		1	100.0 %
Times Counted	175/230	76.1 %	
Total Votes		158	
<b>YES</b>		135	85.44%
<b>NO</b>		23	14.56%

Judge CAROLYN B. McHUGH			
		Total	
Number of Precincts		1	
Precincts Reporting		1	100.0 %
Times Counted	175/230	76.1 %	
Total Votes		154	
<b>YES</b>		130	84.42%
<b>NO</b>		24	15.58%

BOX ELDER COUNTY SCHOOL BOARD DIST 1			
		Total	
Number of Precincts		1	
Precincts Reporting		1	100.0 %
Times Counted	175/230	76.1 %	
Total Votes		165	
<b>CAPENER, LYNN A</b>		163	98.79%
Write-in Votes		2	1.21%

**Election Summary Report**  
**Box Elder County, Utah**  
**General Election**  
**November 4, 2008**  
**Summary For Plymouth, All Counters, All Races**  
**Official Results**

Date:11/17/08  
 Time:13:18:12  
 Page:3 of 3

Registered Voters 230 - Cards Cast 175 76.09%

Num. Report Precinct 1 - Num. Reporting 1 100.00%

Constitutional Amendment A		Total	
Number of Precincts	1		
Precincts Reporting	1	100.0 %	
Times Counted	175/230	76.1 %	
Total Votes	160		
<b>YES</b>	114	71.25%	
<b>NO</b>	46	28.75%	

PROPOSITION 2		Total	
Number of Precincts	1		
Precincts Reporting	1	100.0 %	
Times Counted	175/230	76.1 %	
Total Votes	167		
<b>FOR</b>	98	58.68%	
<b>AGAINST</b>	69	41.32%	

Constitutional Amendment B		Total	
Number of Precincts	1		
Precincts Reporting	1	100.0 %	
Times Counted	175/230	76.1 %	
Total Votes	162		
<b>YES</b>	92	56.79%	
<b>NO</b>	70	43.21%	

Constitutional Amendment C		Total	
Number of Precincts	1		
Precincts Reporting	1	100.0 %	
Times Counted	175/230	76.1 %	
Total Votes	162		
<b>YES</b>	103	63.58%	
<b>NO</b>	59	36.42%	

Constitutional Amendment D		Total	
Number of Precincts	1		
Precincts Reporting	1	100.0 %	
Times Counted	175/230	76.1 %	
Total Votes	157		
<b>YES</b>	121	77.07%	
<b>NO</b>	36	22.93%	

Constitutional Amendment E		Total	
Number of Precincts	1		
Precincts Reporting	1	100.0 %	
Times Counted	175/230	76.1 %	
Total Votes	158		
<b>YES</b>	52	32.91%	
<b>NO</b>	106	67.09%	



Election Summary Report  
 Box Elder County, Utah  
 General Election  
 November 4, 2008  
 Summary For Portage, All Counters, All Races  
 Official Results

Date:11/17/08  
 Time:13:18:08  
 Page:1 of 3

Registered Voters 148 - Cards Cast 116 78.38%

Num. Report Precinct 1 - Num. Reporting 1 100.00%

STRAIGHT PARTY			
		Total	
Number of Precincts		1	
Precincts Reporting		1	100.0 %
Times Counted		116/148	78.4 %
Total Votes		24	
<b>REPUBLICAN</b>	REP	20	83.33%
DEMOCRATIC	DEM	3	12.50%
LIBERTARIAN	LIB	0	0.00%
CONSTITUTION	CON	1	4.17%

ATTY GENERAL			
		Total	
Number of Precincts		1	
Precincts Reporting		1	100.0 %
Times Counted		116/148	78.4 %
Total Votes		112	
<b>SHURTLEFF, MARK L.</b>	REP	76	67.86%
HILL, JEAN WELCH	DEM	24	21.43%
McCULLOUGH, W. ANDRE	LIB	12	10.71%
Write-in Votes		0	0.00%

U.S. PRESIDENT			
		Total	
Number of Precincts		1	
Precincts Reporting		1	100.0 %
Times Counted		116/148	78.4 %
Total Votes		116	
<b>McCAIN, JOHN</b>	REP	99	85.34%
OBAMA, BARACK	DEM	15	12.93%
BARR, BOB	LIB	0	0.00%
BALDWIN, CHARLES O	CON	1	0.86%
NADER, RALPH	PF	1	0.86%
LA RIVA, GLORIA	SL	0	0.00%
McKINNEY, CYNTHIA	GRE	0	0.00%
Write-in Votes		0	0.00%

STATE TREASURER			
		Total	
Number of Precincts		1	
Precincts Reporting		1	100.0 %
Times Counted		116/148	78.4 %
Total Votes		111	
<b>ELLIS, RICHARD K.</b>	REP	77	69.37%
CLARK, DICK	DEM	32	28.83%
Write-in Votes		2	1.80%

U. S. HOUSE OF REPRESENTATIVE			
		Total	
Number of Precincts		1	
Precincts Reporting		1	100.0 %
Times Counted		116/148	78.4 %
Total Votes		113	
<b>BISHOP, ROB</b>	REP	81	71.68%
BOWEN, MORGAN	DEM	23	20.35%
BUCHMAN, JOSEPH GEDD	LIB	4	3.54%
PEARSON, KIRK D	CON	5	4.42%
Write-in Votes		0	0.00%

STATE AUDITOR			
		Total	
Number of Precincts		1	
Precincts Reporting		1	100.0 %
Times Counted		116/148	78.4 %
Total Votes		98	
<b>JOHNSON, AUSTON G. 3</b>	REP	71	72.45%
COLLARD, CLARE	DEM	18	18.37%
PROCTOR, RICHARD D	CON	9	9.18%
Write-in Votes		0	0.00%

GOVERNOR			
		Total	
Number of Precincts		1	
Precincts Reporting		1	100.0 %
Times Counted		116/148	78.4 %
Total Votes		114	
<b>HUNTSMAN, JON M. JR</b>	REP	93	81.58%
SPRINGMEYER, BOB	DEM	9	7.89%
SCHANZE, DELL	LIB	12	10.53%
Write-in Votes		0	0.00%

UTAH STATE HOUSE OF REPRESENTATIVES1			
		Total	
Number of Precincts		1	
Precincts Reporting		1	100.0 %
Times Counted		116/148	78.4 %
Total Votes		112	
<b>MENLOVE, RONDA RUDD</b>	REP	97	86.61%
MORGAN, BILLY R.	DEM	15	13.39%
Write-in Votes		0	0.00%

UTAH STATE SCHOOL BOARD OF EDUCATION			
		Total	
Number of Precincts		1	
Precincts Reporting		1	100.0 %
Times Counted		116/148	78.4 %
Total Votes		83	
<b>LOCKE, SHELLY</b>		52	62.65%
ASHLIMAN, SUSIE CAMP		30	36.14%
Write-in Votes		1	1.20%

Election Summary Report  
 Box Elder County, Utah  
 General Election  
 November 4, 2008  
 Summary For Portage, All Counters, All Races  
 Official Results

Date:11/17/08  
 Time:13:18:08  
 Page:2 of 3

Registered Voters 148 - Cards Cast 116 78.38%

Num. Report Precinct 1 - Num. Reporting 1 100.00%

BOX ELDER COUNTY COMMISSION SEAT C			
		Total	
Number of Precincts		1	
Precincts Reporting		1	100.0 %
Times Counted	116/148	78.4 %	
Total Votes		113	
<b>SHAFFER, BRIAN K.</b>	REP	62	54.87%
ANDERSON, ELI H.	DEM	40	35.40%
PHIPPS, LEE	CON	11	9.73%
Write-in Votes		0	0.00%

Judge GREGORY K. ORME			
		Total	
Number of Precincts		1	
Precincts Reporting		1	100.0 %
Times Counted	116/148	78.4 %	
Total Votes		94	
<b>YES</b>		72	76.60%
<b>NO</b>		22	23.40%

Judge RUSSELL W. BENCH			
		Total	
Number of Precincts		1	
Precincts Reporting		1	100.0 %
Times Counted	116/148	78.4 %	
Total Votes		94	
<b>YES</b>		70	74.47%
<b>NO</b>		24	25.53%

Judge BEN H. HADFIELD			
		Total	
Number of Precincts		1	
Precincts Reporting		1	100.0 %
Times Counted	116/148	78.4 %	
Total Votes		96	
<b>YES</b>		70	72.92%
<b>NO</b>		26	27.08%

Judge JAMES Z. DAVIS			
		Total	
Number of Precincts		1	
Precincts Reporting		1	100.0 %
Times Counted	116/148	78.4 %	
Total Votes		93	
<b>YES</b>		68	73.12%
<b>NO</b>		25	26.88%

Judge THOMAS L. WILLMORE			
		Total	
Number of Precincts		1	
Precincts Reporting		1	100.0 %
Times Counted	116/148	78.4 %	
Total Votes		93	
<b>YES</b>		66	70.97%
<b>NO</b>		27	29.03%

Judge PAMELA T. GREENWOOD			
		Total	
Number of Precincts		1	
Precincts Reporting		1	100.0 %
Times Counted	116/148	78.4 %	
Total Votes		94	
<b>YES</b>		72	76.60%
<b>NO</b>		22	23.40%

Judge LARRY E. JONES			
		Total	
Number of Precincts		1	
Precincts Reporting		1	100.0 %
Times Counted	116/148	78.4 %	
Total Votes		93	
<b>YES</b>		72	77.42%
<b>NO</b>		21	22.58%

Judge CAROLYN B. McHUGH			
		Total	
Number of Precincts		1	
Precincts Reporting		1	100.0 %
Times Counted	116/148	78.4 %	
Total Votes		92	
<b>YES</b>		72	78.26%
<b>NO</b>		20	21.74%

BOX ELDER COUNTY SCHOOL BOARD DIST 1			
		Total	
Number of Precincts		1	
Precincts Reporting		1	100.0 %
Times Counted	116/148	78.4 %	
Total Votes		104	
<b>CAPENER, LYNN A</b>		102	98.08%
Write-in Votes		2	1.92%

Election Summary Report  
 Box Elder County, Utah  
 General Election  
 November 4, 2008  
 Summary For Portage, All Counters, All Races  
 Official Results

Date:11/17/08  
 Time:13:18:08  
 Page:3 of 3

Registered Voters 148 - Cards Cast 116 78.38%

Num. Report Precinct 1 - Num. Reporting 1 100.00%

Constitutional Amendment A		Total	
Number of Precincts	1		
Precincts Reporting	1	100.0 %	
Times Counted	116/148	78.4 %	
Total Votes	105		
<b>YES</b>	62	59.05%	
<b>NO</b>	43	40.95%	

PROPOSITION 2		Total	
Number of Precincts	1		
Precincts Reporting	1	100.0 %	
Times Counted	116/148	78.4 %	
Total Votes	111		
<b>FOR</b>	62	55.86%	
<b>AGAINST</b>	49	44.14%	

Constitutional Amendment B		Total	
Number of Precincts	1		
Precincts Reporting	1	100.0 %	
Times Counted	116/148	78.4 %	
Total Votes	101		
<b>YES</b>	43	42.57%	
<b>NO</b>	58	57.43%	

Constitutional Amendment C		Total	
Number of Precincts	1		
Precincts Reporting	1	100.0 %	
Times Counted	116/148	78.4 %	
Total Votes	106		
<b>YES</b>	66	62.26%	
<b>NO</b>	40	37.74%	

Constitutional Amendment D		Total	
Number of Precincts	1		
Precincts Reporting	1	100.0 %	
Times Counted	116/148	78.4 %	
Total Votes	106		
<b>YES</b>	74	69.81%	
<b>NO</b>	32	30.19%	

Constitutional Amendment E		Total	
Number of Precincts	1		
Precincts Reporting	1	100.0 %	
Times Counted	116/148	78.4 %	
Total Votes	110		
<b>YES</b>	26	23.64%	
<b>NO</b>	84	76.36%	

Election Summary Report  
 Box Elder County, Utah  
 General Election  
 November 4, 2008  
 Summary For Promontory, All Counters, All Races  
 Official Results

Date:11/17/08  
 Time:13:18:05  
 Page:1 of 3

Registered Voters 35 - Cards Cast 31 88.57%

Num. Report Precinct 1 - Num. Reporting 1 100.00%

STRAIGHT PARTY		Total	
Number of Precincts		1	
Precincts Reporting		1	100.0 %
Times Counted		31/35	88.6 %
Total Votes		9	
<b>REPUBLICAN</b>	REP	9	100.00%
DEMOCRATIC	DEM	0	0.00%
LIBERTARIAN	LIB	0	0.00%
CONSTITUTION	CON	0	0.00%

ATTY GENERAL		Total	
Number of Precincts		1	
Precincts Reporting		1	100.0 %
Times Counted		31/35	88.6 %
Total Votes		29	
<b>SHURTLEFF, MARK L.</b>	REP	24	82.76%
HILL, JEAN WELCH	DEM	3	10.34%
McCULLOUGH, W. ANDRE	LIB	2	6.90%
Write-in Votes		0	0.00%

U.S. PRESIDENT		Total	
Number of Precincts		1	
Precincts Reporting		1	100.0 %
Times Counted		31/35	88.6 %
Total Votes		30	
<b>McCAIN, JOHN</b>	REP	28	93.33%
OBAMA, BARACK	DEM	1	3.33%
BARR, BOB	LIB	0	0.00%
BALDWIN, CHARLES O	CON	0	0.00%
NADER, RALPH	PF	1	3.33%
LA RIVA, GLORIA	SL	0	0.00%
McKINNEY, CYNTHIA	GRE	0	0.00%
Write-in Votes		0	0.00%

STATE TREASURER		Total	
Number of Precincts		1	
Precincts Reporting		1	100.0 %
Times Counted		31/35	88.6 %
Total Votes		29	
<b>ELLIS, RICHARD K.</b>	REP	22	75.86%
CLARK, DICK	DEM	7	24.14%
Write-in Votes		0	0.00%

U. S. HOUSE OF REPRESENTATIVE		Total	
Number of Precincts		1	
Precincts Reporting		1	100.0 %
Times Counted		31/35	88.6 %
Total Votes		29	
<b>BISHOP, ROB</b>	REP	24	82.76%
BOWEN, MORGAN	DEM	3	10.34%
BUCHMAN, JOSEPH GEDD	LIB	0	0.00%
PEARSON, KIRK D	CON	2	6.90%
Write-in Votes		0	0.00%

STATE AUDITOR		Total	
Number of Precincts		1	
Precincts Reporting		1	100.0 %
Times Counted		31/35	88.6 %
Total Votes		26	
<b>JOHNSON, AUSTON G. 3</b>	REP	21	80.77%
COLLARD, CLARE	DEM	4	15.38%
PROCTOR, RICHARD D	CON	1	3.85%
Write-in Votes		0	0.00%

GOVERNOR		Total	
Number of Precincts		1	
Precincts Reporting		1	100.0 %
Times Counted		31/35	88.6 %
Total Votes		29	
<b>HUNTSMAN, JON M. JR</b>	REP	21	72.41%
SPRINGMEYER, BOB	DEM	3	10.34%
SCHANZE, DELL	LIB	5	17.24%
Write-in Votes		0	0.00%

UTAH STATE HOUSE OF REPRESENTATIVES1		Total	
Number of Precincts		1	
Precincts Reporting		1	100.0 %
Times Counted		31/35	88.6 %
Total Votes		29	
<b>MENLOVE, RONDA RUDD</b>	REP	25	86.21%
MORGAN, BILLY R.	DEM	4	13.79%
Write-in Votes		0	0.00%

UTAH STATE SCHOOL BOARD OF EDUCATION		Total	
Number of Precincts		1	
Precincts Reporting		1	100.0 %
Times Counted		31/35	88.6 %
Total Votes		24	
LOCKE, SHELLY		11	45.83%
ASHLIMAN, SUSIE CAMP		11	45.83%
Write-in Votes		2	8.33%

Election Summary Report  
 Box Elder County, Utah  
 General Election  
 November 4, 2008  
 Summary For Promontory, All Counters, All Races  
 Official Results

Date:11/17/08  
 Time:13:18:05  
 Page:2 of 3

Registered Voters 35 - Cards Cast 31 88.57%

Num. Report Precinct 1 - Num. Reporting 1 100.00%

BOX ELDER COUNTY COMMISSION SEAT C			
		Total	
Number of Precincts		1	
Precincts Reporting		1	100.0 %
Times Counted	31/35	88.6 %	
Total Votes		29	
<b>SHAFFER, BRIAN K.</b>	REP	22	75.86%
ANDERSON, ELI H.	DEM	5	17.24%
PHIPPS, LEE	CON	2	6.90%
Write-in Votes		0	0.00%

Judge GREGORY K. ORME			
		Total	
Number of Precincts		1	
Precincts Reporting		1	100.0 %
Times Counted	31/35	88.6 %	
Total Votes		26	
<b>YES</b>		20	76.92%
<b>NO</b>		6	23.08%

Judge RUSSELL W. BENCH			
		Total	
Number of Precincts		1	
Precincts Reporting		1	100.0 %
Times Counted	31/35	88.6 %	
Total Votes		27	
<b>YES</b>		20	74.07%
<b>NO</b>		7	25.93%

Judge BEN H. HADFIELD			
		Total	
Number of Precincts		1	
Precincts Reporting		1	100.0 %
Times Counted	31/35	88.6 %	
Total Votes		27	
<b>YES</b>		23	85.19%
<b>NO</b>		4	14.81%

Judge JAMES Z. DAVIS			
		Total	
Number of Precincts		1	
Precincts Reporting		1	100.0 %
Times Counted	31/35	88.6 %	
Total Votes		27	
<b>YES</b>		20	74.07%
<b>NO</b>		7	25.93%

Judge THOMAS L. WILLMORE			
		Total	
Number of Precincts		1	
Precincts Reporting		1	100.0 %
Times Counted	31/35	88.6 %	
Total Votes		27	
<b>YES</b>		20	74.07%
<b>NO</b>		7	25.93%

Judge PAMELA T. GREENWOOD			
		Total	
Number of Precincts		1	
Precincts Reporting		1	100.0 %
Times Counted	31/35	88.6 %	
Total Votes		27	
<b>YES</b>		23	85.19%
<b>NO</b>		4	14.81%

Judge LARRY E. JONES			
		Total	
Number of Precincts		1	
Precincts Reporting		1	100.0 %
Times Counted	31/35	88.6 %	
Total Votes		26	
<b>YES</b>		19	73.08%
<b>NO</b>		7	26.92%

Judge CAROLYN B. McHUGH			
		Total	
Number of Precincts		1	
Precincts Reporting		1	100.0 %
Times Counted	31/35	88.6 %	
Total Votes		27	
<b>YES</b>		23	85.19%
<b>NO</b>		4	14.81%

BOX ELDER COUNTY SCHOOL BOARD DIST 1			
		Total	
Number of Precincts		1	
Precincts Reporting		1	100.0 %
Times Counted	31/35	88.6 %	
Total Votes		26	
<b>CAPENER, LYNN A</b>		24	92.31%
Write-in Votes		2	7.69%

**Election Summary Report**  
**Box Elder County, Utah**  
**General Election**  
**November 4, 2008**  
**Summary For Promontory, All Counters, All Races**  
**Official Results**

Date:11/17/08  
 Time:13:18:05  
 Page:3 of 3

Registered Voters 35 - Cards Cast 31 88.57%

Num. Report Precinct 1 - Num. Reporting 1 100.00%

Constitutional Amendment A		Total	
Number of Precincts		1	
Precincts Reporting		1	100.0 %
Times Counted	31/35	88.6 %	
Total Votes		28	
<b>YES</b>		21	75.00%
<b>NO</b>		7	25.00%

PROPOSITION 2		Total	
Number of Precincts		1	
Precincts Reporting		1	100.0 %
Times Counted	31/35	88.6 %	
Total Votes		30	
<b>FOR</b>		15	50.00%
<b>AGAINST</b>		15	50.00%

Constitutional Amendment B		Total	
Number of Precincts		1	
Precincts Reporting		1	100.0 %
Times Counted	31/35	88.6 %	
Total Votes		27	
<b>YES</b>		16	59.26%
<b>NO</b>		11	40.74%

Constitutional Amendment C		Total	
Number of Precincts		1	
Precincts Reporting		1	100.0 %
Times Counted	31/35	88.6 %	
Total Votes		27	
<b>YES</b>		19	70.37%
<b>NO</b>		8	29.63%

Constitutional Amendment D		Total	
Number of Precincts		1	
Precincts Reporting		1	100.0 %
Times Counted	31/35	88.6 %	
Total Votes		27	
<b>YES</b>		21	77.78%
<b>NO</b>		6	22.22%

Constitutional Amendment E		Total	
Number of Precincts		1	
Precincts Reporting		1	100.0 %
Times Counted	31/35	88.6 %	
Total Votes		28	
<b>YES</b>		10	35.71%
<b>NO</b>		18	64.29%

Election Summary Report  
 Box Elder County, Utah  
 General Election  
 November 4, 2008  
 Summary For Riverside, All Counters, All Races  
 Official Results

Date:11/17/08  
 Time:13:18:00  
 Page:1 of 3

Registered Voters 509 - Cards Cast 411 80.75%

Num. Report Precinct 1 - Num. Reporting 1 100.00%

STRAIGHT PARTY			
		Total	
Number of Precincts		1	
Precincts Reporting		1	100.0 %
Times Counted	411/509	80.7 %	
Total Votes		95	
<b>REPUBLICAN</b>	REP	90	94.74%
DEMOCRATIC	DEM	5	5.26%
LIBERTARIAN	LIB	0	0.00%
CONSTITUTION	CON	0	0.00%

ATTY GENERAL			
		Total	
Number of Precincts		1	
Precincts Reporting		1	100.0 %
Times Counted	411/509	80.7 %	
Total Votes		401	
<b>SHURTLEFF, MARK L.</b>	REP	341	85.04%
HILL, JEAN WELCH	DEM	53	13.22%
McCULLOUGH, W. ANDRE	LIB	7	1.75%
Write-in Votes		0	0.00%

U.S. PRESIDENT			
		Total	
Number of Precincts		1	
Precincts Reporting		1	100.0 %
Times Counted	411/509	80.7 %	
Total Votes		408	
<b>McCAIN, JOHN</b>	REP	360	88.24%
OBAMA, BARACK	DEM	37	9.07%
BARR, BOB	LIB	3	0.74%
BALDWIN, CHARLES O	CON	5	1.23%
NADER, RALPH	PF	2	0.49%
LA RIVA, GLORIA	SL	0	0.00%
McKINNEY, CYNTHIA	GRE	0	0.00%
Write-in Votes		1	0.25%

STATE TREASURER			
		Total	
Number of Precincts		1	
Precincts Reporting		1	100.0 %
Times Counted	411/509	80.7 %	
Total Votes		394	
<b>ELLIS, RICHARD K.</b>	REP	327	82.99%
CLARK, DICK	DEM	65	16.50%
Write-in Votes		2	0.51%

U. S. HOUSE OF REPRESENTATIVE			
		Total	
Number of Precincts		1	
Precincts Reporting		1	100.0 %
Times Counted	411/509	80.7 %	
Total Votes		400	
<b>BISHOP, ROB</b>	REP	341	85.25%
BOWEN, MORGAN	DEM	48	12.00%
BUCHMAN, JOSEPH GEDD	LIB	5	1.25%
PEARSON, KIRK D	CON	5	1.25%
Write-in Votes		1	0.25%

STATE AUDITOR			
		Total	
Number of Precincts		1	
Precincts Reporting		1	100.0 %
Times Counted	411/509	80.7 %	
Total Votes		361	
<b>JOHNSON, AUSTON G. 3</b>	REP	300	83.10%
COLLARD, CLARE	DEM	51	14.13%
PROCTOR, RICHARD D	CON	9	2.49%
Write-in Votes		1	0.28%

GOVERNOR			
		Total	
Number of Precincts		1	
Precincts Reporting		1	100.0 %
Times Counted	411/509	80.7 %	
Total Votes		409	
<b>HUNTSMAN, JON M. JR</b>	REP	379	92.67%
SPRINGMEYER, BOB	DEM	16	3.91%
SCHANZE, DELL	LIB	12	2.93%
Write-in Votes		2	0.49%

UTAH STATE HOUSE OF REPRESENTATIVES1			
		Total	
Number of Precincts		1	
Precincts Reporting		1	100.0 %
Times Counted	411/509	80.7 %	
Total Votes		404	
<b>MENLOVE, RONDA RUDD</b>	REP	358	88.61%
MORGAN, BILLY R.	DEM	45	11.14%
Write-in Votes		1	0.25%

UTAH STATE SCHOOL BOARD OF EDUCATION			
		Total	
Number of Precincts		1	
Precincts Reporting		1	100.0 %
Times Counted	411/509	80.7 %	
Total Votes		322	
<b>LOCKE, SHELLY</b>		184	57.14%
ASHLIMAN, SUSIE CAMP		128	39.75%
Write-in Votes		10	3.11%

Election Summary Report  
 Box Elder County, Utah  
 General Election  
 November 4, 2008  
 Summary For Riverside, All Counters, All Races  
 Official Results

Date:11/17/08  
 Time:13:18:00  
 Page:2 of 3

Registered Voters 509 - Cards Cast 411 80.75%

Num. Report Precinct 1 - Num. Reporting 1 100.00%

BOX ELDER COUNTY COMMISSION SEAT C			
		Total	
Number of Precincts		1	
Precincts Reporting		1	100.0 %
Times Counted	411/509		80.7 %
Total Votes		405	
<b>SHAFFER, BRIAN K.</b>	REP	295	72.84%
ANDERSON, ELI H.	DEM	104	25.68%
PHIPPS, LEE	CON	6	1.48%
Write-in Votes		0	0.00%

Judge GREGORY K. ORME			
		Total	
Number of Precincts		1	
Precincts Reporting		1	100.0 %
Times Counted	411/509		80.7 %
Total Votes		362	
<b>YES</b>		310	85.64%
<b>NO</b>		52	14.36%

Judge RUSSELL W. BENCH			
		Total	
Number of Precincts		1	
Precincts Reporting		1	100.0 %
Times Counted	411/509		80.7 %
Total Votes		361	
<b>YES</b>		314	86.98%
<b>NO</b>		47	13.02%

Judge BEN H. HADFIELD			
		Total	
Number of Precincts		1	
Precincts Reporting		1	100.0 %
Times Counted	411/509		80.7 %
Total Votes		367	
<b>YES</b>		299	81.47%
<b>NO</b>		68	18.53%

Judge JAMES Z. DAVIS			
		Total	
Number of Precincts		1	
Precincts Reporting		1	100.0 %
Times Counted	411/509		80.7 %
Total Votes		361	
<b>YES</b>		315	87.26%
<b>NO</b>		46	12.74%

Judge THOMAS L. WILLMORE			
		Total	
Number of Precincts		1	
Precincts Reporting		1	100.0 %
Times Counted	411/509		80.7 %
Total Votes		366	
<b>YES</b>		318	86.89%
<b>NO</b>		48	13.11%

Judge PAMELA T. GREENWOOD			
		Total	
Number of Precincts		1	
Precincts Reporting		1	100.0 %
Times Counted	411/509		80.7 %
Total Votes		360	
<b>YES</b>		313	86.94%
<b>NO</b>		47	13.06%

Judge LARRY E. JONES			
		Total	
Number of Precincts		1	
Precincts Reporting		1	100.0 %
Times Counted	411/509		80.7 %
Total Votes		363	
<b>YES</b>		310	85.40%
<b>NO</b>		53	14.60%

Judge CAROLYN B. McHUGH			
		Total	
Number of Precincts		1	
Precincts Reporting		1	100.0 %
Times Counted	411/509		80.7 %
Total Votes		356	
<b>YES</b>		306	85.96%
<b>NO</b>		50	14.04%

BOX ELDER COUNTY SCHOOL BOARD DIST 1			
		Total	
Number of Precincts		1	
Precincts Reporting		1	100.0 %
Times Counted	411/509		80.7 %
Total Votes		383	
<b>CAPENER, LYNN A</b>		377	98.43%
Write-in Votes		6	1.57%



Election Summary Report  
 Box Elder County, Utah  
 General Election  
 November 4, 2008  
 Summary For Riverside, All Counters, All Races  
 Official Results

Date:11/17/08  
 Time:13:18:00  
 Page:3 of 3

Registered Voters 509 - Cards Cast 411 80.75%

Num. Report Precinct 1 - Num. Reporting 1 100.00%

Constitutional Amendment A		Total	
Number of Precincts	1		
Precincts Reporting	1	100.0 %	
Times Counted	411/509	80.7 %	
Total Votes	373		
<b>YES</b>	258	69.17%	
<b>NO</b>	115	30.83%	

PROPOSITION 2		Total	
Number of Precincts	1		
Precincts Reporting	1	100.0 %	
Times Counted	411/509	80.7 %	
Total Votes	402		
<b>FOR</b>	263	65.42%	
<b>AGAINST</b>	139	34.58%	

Constitutional Amendment B		Total	
Number of Precincts	1		
Precincts Reporting	1	100.0 %	
Times Counted	411/509	80.7 %	
Total Votes	375		
<b>YES</b>	224	59.73%	
<b>NO</b>	151	40.27%	

Constitutional Amendment C		Total	
Number of Precincts	1		
Precincts Reporting	1	100.0 %	
Times Counted	411/509	80.7 %	
Total Votes	379		
<b>YES</b>	257	67.81%	
<b>NO</b>	122	32.19%	

Constitutional Amendment D		Total	
Number of Precincts	1		
Precincts Reporting	1	100.0 %	
Times Counted	411/509	80.7 %	
Total Votes	371		
<b>YES</b>	280	75.47%	
<b>NO</b>	91	24.53%	

Constitutional Amendment E		Total	
Number of Precincts	1		
Precincts Reporting	1	100.0 %	
Times Counted	411/509	80.7 %	
Total Votes	381		
<b>YES</b>	143	37.53%	
<b>NO</b>	238	62.47%	

Election Summary Report  
 Box Elder County, Utah  
 General Election  
 November 4, 2008  
 Summary For Snowville, All Counters, All Races  
 Official Results

Date:11/17/08  
 Time:13:17:57  
 Page:1 of 3

Registered Voters 122 - Cards Cast 102 83.61%

Num. Report Precinct 1 - Num. Reporting 1 100.00%

STRAIGHT PARTY			
		Total	
Number of Precincts		1	
Precincts Reporting		1	100.0 %
Times Counted		102/122	83.6 %
Total Votes		15	
<b>REPUBLICAN</b>	REP	14	93.33%
DEMOCRATIC	DEM	1	6.67%
LIBERTARIAN	LIB	0	0.00%
CONSTITUTION	CON	0	0.00%

ATTY GENERAL			
		Total	
Number of Precincts		1	
Precincts Reporting		1	100.0 %
Times Counted		102/122	83.6 %
Total Votes		102	
<b>SHURTLEFF, MARK L.</b>	REP	87	85.29%
HILL, JEAN WELCH	DEM	12	11.76%
McCULLOUGH, W. ANDRE	LIB	3	2.94%
Write-in Votes		0	0.00%

U.S. PRESIDENT			
		Total	
Number of Precincts		1	
Precincts Reporting		1	100.0 %
Times Counted		102/122	83.6 %
Total Votes		101	
<b>McCAIN, JOHN</b>	REP	95	94.06%
OBAMA, BARACK	DEM	5	4.95%
BARR, BOB	LIB	0	0.00%
BALDWIN, CHARLES O	CON	0	0.00%
NADER, RALPH	PF	0	0.00%
LA RIVA, GLORIA	SL	0	0.00%
McKINNEY, CYNTHIA	GRE	0	0.00%
Write-in Votes		1	0.99%

STATE TREASURER			
		Total	
Number of Precincts		1	
Precincts Reporting		1	100.0 %
Times Counted		102/122	83.6 %
Total Votes		94	
<b>ELLIS, RICHARD K.</b>	REP	81	86.17%
CLARK, DICK	DEM	13	13.83%
Write-in Votes		0	0.00%

U. S. HOUSE OF REPRESENTATIVE			
		Total	
Number of Precincts		1	
Precincts Reporting		1	100.0 %
Times Counted		102/122	83.6 %
Total Votes		99	
<b>BISHOP, ROB</b>	REP	86	86.87%
BOWEN, MORGAN	DEM	11	11.11%
BUCHMAN, JOSEPH GEDD	LIB	1	1.01%
PEARSON, KIRK D	CON	1	1.01%
Write-in Votes		0	0.00%

STATE AUDITOR			
		Total	
Number of Precincts		1	
Precincts Reporting		1	100.0 %
Times Counted		102/122	83.6 %
Total Votes		87	
<b>JOHNSON, AUSTON G. 3</b>	REP	67	77.01%
COLLARD, CLARE	DEM	18	20.69%
PROCTOR, RICHARD D	CON	2	2.30%
Write-in Votes		0	0.00%

GOVERNOR			
		Total	
Number of Precincts		1	
Precincts Reporting		1	100.0 %
Times Counted		102/122	83.6 %
Total Votes		102	
<b>HUNTSMAN, JON M. JR</b>	REP	94	92.16%
SPRINGMEYER, BOB	DEM	7	6.86%
SCHANZE, DELL	LIB	1	0.98%
Write-in Votes		0	0.00%

UTAH STATE HOUSE OF REPRESENTATIVES1			
		Total	
Number of Precincts		1	
Precincts Reporting		1	100.0 %
Times Counted		102/122	83.6 %
Total Votes		100	
<b>MENLOVE, RONDA RUDD</b>	REP	81	81.00%
MORGAN, BILLY R.	DEM	19	19.00%
Write-in Votes		0	0.00%

UTAH STATE SCHOOL BOARD OF EDUCATION			
		Total	
Number of Precincts		1	
Precincts Reporting		1	100.0 %
Times Counted		102/122	83.6 %
Total Votes		85	
<b>LOCKE, SHELLY</b>		47	55.29%
ASHLIMAN, SUSIE CAMP		38	44.71%
Write-in Votes		0	0.00%

Election Summary Report  
 Box Elder County, Utah  
 General Election  
 November 4, 2008  
 Summary For Snowville, All Counters, All Races  
 Official Results

Date:11/17/08  
 Time:13:17:57  
 Page:2 of 3

Registered Voters 122 - Cards Cast 102 83.61%

Num. Report Precinct 1 - Num. Reporting 1 100.00%

BOX ELDER COUNTY COMMISSION SEAT C			
		Total	
Number of Precincts		1	
Precincts Reporting		1	100.0 %
Times Counted	102/122	83.6 %	
Total Votes		101	
<b>SHAFFER, BRIAN K.</b>	REP	55	54.46%
ANDERSON, ELI H.	DEM	45	44.55%
PHIPPS, LEE	CON	1	0.99%
Write-in Votes		0	0.00%

Judge GREGORY K. ORME			
		Total	
Number of Precincts		1	
Precincts Reporting		1	100.0 %
Times Counted	102/122	83.6 %	
Total Votes		91	
<b>YES</b>		81	89.01%
<b>NO</b>		10	10.99%

Judge RUSSELL W. BENCH			
		Total	
Number of Precincts		1	
Precincts Reporting		1	100.0 %
Times Counted	102/122	83.6 %	
Total Votes		91	
<b>YES</b>		79	86.81%
<b>NO</b>		12	13.19%

Judge BEN H. HADFIELD			
		Total	
Number of Precincts		1	
Precincts Reporting		1	100.0 %
Times Counted	102/122	83.6 %	
Total Votes		96	
<b>YES</b>		78	81.25%
<b>NO</b>		18	18.75%

Judge JAMES Z. DAVIS			
		Total	
Number of Precincts		1	
Precincts Reporting		1	100.0 %
Times Counted	102/122	83.6 %	
Total Votes		90	
<b>YES</b>		77	85.56%
<b>NO</b>		13	14.44%

Judge THOMAS L. WILLMORE			
		Total	
Number of Precincts		1	
Precincts Reporting		1	100.0 %
Times Counted	102/122	83.6 %	
Total Votes		92	
<b>YES</b>		82	89.13%
<b>NO</b>		10	10.87%

Judge PAMELA T. GREENWOOD			
		Total	
Number of Precincts		1	
Precincts Reporting		1	100.0 %
Times Counted	102/122	83.6 %	
Total Votes		91	
<b>YES</b>		81	89.01%
<b>NO</b>		10	10.99%

Judge LARRY E. JONES			
		Total	
Number of Precincts		1	
Precincts Reporting		1	100.0 %
Times Counted	102/122	83.6 %	
Total Votes		93	
<b>YES</b>		86	92.47%
<b>NO</b>		7	7.53%

Judge CAROLYN B. McHUGH			
		Total	
Number of Precincts		1	
Precincts Reporting		1	100.0 %
Times Counted	102/122	83.6 %	
Total Votes		88	
<b>YES</b>		78	88.64%
<b>NO</b>		10	11.36%

BOX ELDER COUNTY SCHOOL BOARD DIST 2			
		Total	
Number of Precincts		1	
Precincts Reporting		1	100.0 %
Times Counted	102/122	83.6 %	
Total Votes		88	
<b>ARCHIBALD, CONNIE J.</b>		86	97.73%
Write-in Votes		2	2.27%

**Election Summary Report**  
**Box Elder County, Utah**  
**General Election**  
**November 4, 2008**  
**Summary For Snowville, All Counters, All Races**  
**Official Results**

Date:11/17/08  
 Time:13:17:57  
 Page:3 of 3

Registered Voters 122 - Cards Cast 102 83.61%

Num. Report Precinct 1 - Num. Reporting 1 100.00%

Constitutional Amendment A		Total	
Number of Precincts	1		
Precincts Reporting	1	100.0 %	
Times Counted	102/122	83.6 %	
Total Votes	99		
<b>YES</b>	61	61.62%	
<b>NO</b>	38	38.38%	

PROPOSITION 2		Total	
Number of Precincts	1		
Precincts Reporting	1	100.0 %	
Times Counted	102/122	83.6 %	
Total Votes	100		
<b>FOR</b>	59	59.00%	
<b>AGAINST</b>	41	41.00%	

Constitutional Amendment B		Total	
Number of Precincts	1		
Precincts Reporting	1	100.0 %	
Times Counted	102/122	83.6 %	
Total Votes	95		
<b>YES</b>	60	63.16%	
<b>NO</b>	35	36.84%	

Constitutional Amendment C		Total	
Number of Precincts	1		
Precincts Reporting	1	100.0 %	
Times Counted	102/122	83.6 %	
Total Votes	100		
<b>YES</b>	55	55.00%	
<b>NO</b>	45	45.00%	

Constitutional Amendment D		Total	
Number of Precincts	1		
Precincts Reporting	1	100.0 %	
Times Counted	102/122	83.6 %	
Total Votes	98		
<b>YES</b>	63	64.29%	
<b>NO</b>	35	35.71%	

Constitutional Amendment E		Total	
Number of Precincts	1		
Precincts Reporting	1	100.0 %	
Times Counted	102/122	83.6 %	
Total Votes	99		
<b>YES</b>	23	23.23%	
<b>NO</b>	76	76.77%	

Election Summary Report  
 Box Elder County, Utah  
 General Election  
 November 4, 2008

Date:11/17/08  
 Time:13:17:54  
 Page:1 of 3

Summary For South Willard, All Counters, All Races  
 Official Results

Registered Voters 680 - Cards Cast 430 63.24%

Num. Report Precinct 1 - Num. Reporting 1 100.00%

STRAIGHT PARTY			
		Total	
Number of Precincts		1	
Precincts Reporting		1	100.0 %
Times Counted	430/680	63.2 %	
Total Votes		137	
<b>REPUBLICAN</b>	REP	110	80.29%
DEMOCRATIC	DEM	26	18.98%
LIBERTARIAN	LIB	0	0.00%
CONSTITUTION	CON	1	0.73%

ATTY GENERAL			
		Total	
Number of Precincts		1	
Precincts Reporting		1	100.0 %
Times Counted	430/680	63.2 %	
Total Votes		415	
<b>SHURTLEFF, MARK L.</b>	REP	324	78.07%
HILL, JEAN WELCH	DEM	73	17.59%
McCULLOUGH, W. ANDRE	LIB	18	4.34%
Write-in Votes		0	0.00%

U.S. PRESIDENT			
		Total	
Number of Precincts		1	
Precincts Reporting		1	100.0 %
Times Counted	430/680	63.2 %	
Total Votes		429	
<b>McCAIN, JOHN</b>	REP	324	75.52%
OBAMA, BARACK	DEM	85	19.81%
BARR, BOB	LIB	3	0.70%
BALDWIN, CHARLES O	CON	4	0.93%
NADER, RALPH	PF	4	0.93%
LA RIVA, GLORIA	SL	0	0.00%
McKINNEY, CYNTHIA	GRE	1	0.23%
Write-in Votes		8	1.86%

STATE TREASURER			
		Total	
Number of Precincts		1	
Precincts Reporting		1	100.0 %
Times Counted	430/680	63.2 %	
Total Votes		396	
<b>ELLIS, RICHARD K.</b>	REP	307	77.53%
CLARK, DICK	DEM	89	22.47%
Write-in Votes		0	0.00%

U. S. HOUSE OF REPRESENTATIVE			
		Total	
Number of Precincts		1	
Precincts Reporting		1	100.0 %
Times Counted	430/680	63.2 %	
Total Votes		416	
<b>BISHOP, ROB</b>	REP	327	78.61%
BOWEN, MORGAN	DEM	78	18.75%
BUCHMAN, JOSEPH GEDD	LIB	4	0.96%
PEARSON, KIRK D	CON	7	1.68%
Write-in Votes		0	0.00%

STATE AUDITOR			
		Total	
Number of Precincts		1	
Precincts Reporting		1	100.0 %
Times Counted	430/680	63.2 %	
Total Votes		372	
<b>JOHNSON, AUSTON G. 3</b>	REP	283	76.08%
COLLARD, CLARE	DEM	79	21.24%
PROCTOR, RICHARD D	CON	10	2.69%
Write-in Votes		0	0.00%

GOVERNOR			
		Total	
Number of Precincts		1	
Precincts Reporting		1	100.0 %
Times Counted	430/680	63.2 %	
Total Votes		420	
<b>HUNTSMAN, JON M. JR</b>	REP	348	82.86%
SPRINGMEYER, BOB	DEM	47	11.19%
SCHANZE, DELL	LIB	25	5.95%
Write-in Votes		0	0.00%

UTAH STATE HOUSE OF REPRESENTATIVES2			
		Total	
Number of Precincts		1	
Precincts Reporting		1	100.0 %
Times Counted	430/680	63.2 %	
Total Votes		390	
<b>FERRY, BEN C.</b>	REP	316	81.03%
EDWARDS, TOM	CON	74	18.97%
Write-in Votes		0	0.00%

UTAH STATE SCHOOL BOARD OF EDUCATION			
		Total	
Number of Precincts		1	
Precincts Reporting		1	100.0 %
Times Counted	430/680	63.2 %	
Total Votes		330	
<b>LOCKE, SHELLY</b>		202	61.21%
ASHLIMAN, SUSIE CAMP		124	37.58%
Write-in Votes		4	1.21%

Election Summary Report  
 Box Elder County, Utah  
 General Election  
 November 4, 2008  
 Summary For South Willard, All Counters, All Races  
 Official Results

Date:11/17/08  
 Time:13:17:54  
 Page:2 of 3

Registered Voters 680 - Cards Cast 430 63.24%

Num. Report Precinct 1 - Num. Reporting 1 100.00%

BOX ELDER COUNTY COMMISSION SEAT C			
		Total	
Number of Precincts		1	
Precincts Reporting		1	100.0 %
Times Counted	430/680	63.2 %	
Total Votes	408		
<b>SHAFFER, BRIAN K.</b>	REP	245	60.05%
ANDERSON, ELI H.	DEM	140	34.31%
PHIPPS, LEE	CON	23	5.64%
Write-in Votes		0	0.00%

Judge GREGORY K. ORME			
		Total	
Number of Precincts		1	
Precincts Reporting		1	100.0 %
Times Counted	430/680	63.2 %	
Total Votes	379		
<b>YES</b>		300	79.16%
<b>NO</b>		79	20.84%

Judge RUSSELL W. BENCH			
		Total	
Number of Precincts		1	
Precincts Reporting		1	100.0 %
Times Counted	430/680	63.2 %	
Total Votes	376		
<b>YES</b>		301	80.05%
<b>NO</b>		75	19.95%

Judge BEN H. HADFIELD			
		Total	
Number of Precincts		1	
Precincts Reporting		1	100.0 %
Times Counted	430/680	63.2 %	
Total Votes	393		
<b>YES</b>		315	80.15%
<b>NO</b>		78	19.85%

Judge JAMES Z. DAVIS			
		Total	
Number of Precincts		1	
Precincts Reporting		1	100.0 %
Times Counted	430/680	63.2 %	
Total Votes	375		
<b>YES</b>		305	81.33%
<b>NO</b>		70	18.67%

Judge THOMAS L. WILLMORE			
		Total	
Number of Precincts		1	
Precincts Reporting		1	100.0 %
Times Counted	430/680	63.2 %	
Total Votes	375		
<b>YES</b>		302	80.53%
<b>NO</b>		73	19.47%

Judge PAMELA T. GREENWOOD			
		Total	
Number of Precincts		1	
Precincts Reporting		1	100.0 %
Times Counted	430/680	63.2 %	
Total Votes	380		
<b>YES</b>		308	81.05%
<b>NO</b>		72	18.95%

Judge LARRY E. JONES			
		Total	
Number of Precincts		1	
Precincts Reporting		1	100.0 %
Times Counted	430/680	63.2 %	
Total Votes	375		
<b>YES</b>		297	79.20%
<b>NO</b>		78	20.80%

Judge CAROLYN B. McHUGH			
		Total	
Number of Precincts		1	
Precincts Reporting		1	100.0 %
Times Counted	430/680	63.2 %	
Total Votes	378		
<b>YES</b>		306	80.95%
<b>NO</b>		72	19.05%

Constitutional Amendment A			
		Total	
Number of Precincts		1	
Precincts Reporting		1	100.0 %
Times Counted	430/680	63.2 %	
Total Votes	391		
<b>YES</b>		278	71.10%
<b>NO</b>		113	28.90%

**Election Summary Report**  
**Box Elder County, Utah**  
**General Election**  
**November 4, 2008**  
**Summary For South Willard, All Counters, All Races**  
**Official Results**

Date:11/17/08  
 Time:13:17:54  
 Page:3 of 3

Registered Voters 680 - Cards Cast 430 63.24%

Num. Report Precinct 1 - Num. Reporting 1 100.00%

Constitutional Amendment B		Total
Number of Precincts		1
Precincts Reporting	1	100.0 %
Times Counted	430/680	63.2 %
Total Votes	383	
<b>YES</b>	235	61.36%
<b>NO</b>	148	38.64%

Constitutional Amendment C		Total
Number of Precincts		1
Precincts Reporting	1	100.0 %
Times Counted	430/680	63.2 %
Total Votes	394	
<b>YES</b>	258	65.48%
<b>NO</b>	136	34.52%

Constitutional Amendment D		Total
Number of Precincts		1
Precincts Reporting	1	100.0 %
Times Counted	430/680	63.2 %
Total Votes	382	
<b>YES</b>	288	75.39%
<b>NO</b>	94	24.61%

Constitutional Amendment E		Total
Number of Precincts		1
Precincts Reporting	1	100.0 %
Times Counted	430/680	63.2 %
Total Votes	388	
<b>YES</b>	162	41.75%
<b>NO</b>	226	58.25%

PROPOSITION 2		Total
Number of Precincts		1
Precincts Reporting	1	100.0 %
Times Counted	430/680	63.2 %
Total Votes	414	
<b>FOR</b>	194	46.86%
<b>AGAINST</b>	220	53.14%

Election Summary Report  
 Box Elder County, Utah  
 General Election  
 November 4, 2008

Date:11/17/08  
 Time:13:17:50  
 Page:1 of 3

Summary For Tremonton 01, All Counters, All Races  
 Official Results

Registered Voters 810 - Cards Cast 569 70.25%

Num. Report Precinct 1 - Num. Reporting 1 100.00%

STRAIGHT PARTY			
			Total
Number of Precincts			1
Precincts Reporting	1	100.0 %	
Times Counted	569/810	70.2 %	
Total Votes			142
<b>REPUBLICAN</b>	REP	116	81.69%
DEMOCRATIC	DEM	22	15.49%
LIBERTARIAN	LIB	1	0.70%
CONSTITUTION	CON	3	2.11%

ATTY GENERAL			
			Total
Number of Precincts			1
Precincts Reporting	1	100.0 %	
Times Counted	569/810	70.2 %	
Total Votes			545
<b>SHURTLEFF, MARK L.</b>	REP	469	86.06%
HILL, JEAN WELCH	DEM	61	11.19%
McCULLOUGH, W. ANDRE	LIB	15	2.75%
Write-in Votes		0	0.00%

U.S. PRESIDENT			
			Total
Number of Precincts			1
Precincts Reporting	1	100.0 %	
Times Counted	569/810	70.2 %	
Total Votes			563
<b>McCAIN, JOHN</b>	REP	476	84.55%
OBAMA, BARACK	DEM	66	11.72%
BARR, BOB	LIB	3	0.53%
BALDWIN, CHARLES O	CON	8	1.42%
NADER, RALPH	PF	4	0.71%
LA RIVA, GLORIA	SL	0	0.00%
McKINNEY, CYNTHIA	GRE	0	0.00%
Write-in Votes		6	1.07%

STATE TREASURER			
			Total
Number of Precincts			1
Precincts Reporting	1	100.0 %	
Times Counted	569/810	70.2 %	
Total Votes			521
<b>ELLIS, RICHARD K.</b>	REP	437	83.88%
CLARK, DICK	DEM	84	16.12%
Write-in Votes		0	0.00%

U. S. HOUSE OF REPRESENTATIVE			
			Total
Number of Precincts			1
Precincts Reporting	1	100.0 %	
Times Counted	569/810	70.2 %	
Total Votes			550
<b>BISHOP, ROB</b>	REP	456	82.91%
BOWEN, MORGAN	DEM	70	12.73%
BUCHMAN, JOSEPH GEDD	LIB	10	1.82%
PEARSON, KIRK D	CON	14	2.55%
Write-in Votes		0	0.00%

STATE AUDITOR			
			Total
Number of Precincts			1
Precincts Reporting	1	100.0 %	
Times Counted	569/810	70.2 %	
Total Votes			506
<b>JOHNSON, AUSTON G. 3</b>	REP	418	82.61%
COLLARD, CLARE	DEM	66	13.04%
PROCTOR, RICHARD D	CON	22	4.35%
Write-in Votes		0	0.00%

GOVERNOR			
			Total
Number of Precincts			1
Precincts Reporting	1	100.0 %	
Times Counted	569/810	70.2 %	
Total Votes			549
<b>HUNTSMAN, JON M. JR</b>	REP	503	91.62%
SPRINGMEYER, BOB	DEM	38	6.92%
SCHANZE, DELL	LIB	8	1.46%
Write-in Votes		0	0.00%

UTAH STATE HOUSE OF REPRESENTATIVES1			
			Total
Number of Precincts			1
Precincts Reporting	1	100.0 %	
Times Counted	569/810	70.2 %	
Total Votes			546
<b>MENLOVE, RONDA RUDD</b>	REP	465	85.16%
MORGAN, BILLY R.	DEM	81	14.84%
Write-in Votes		0	0.00%

UTAH STATE SCHOOL BOARD OF EDUCATION			
			Total
Number of Precincts			1
Precincts Reporting	1	100.0 %	
Times Counted	569/810	70.2 %	
Total Votes			448
<b>LOCKE, SHELLY</b>		277	61.83%
ASHLIMAN, SUSIE CAMP		169	37.72%
Write-in Votes		2	0.45%



Election Summary Report  
 Box Elder County, Utah  
 General Election  
 November 4, 2008  
 Summary For Tremonton 01, All Counters, All Races  
 Official Results

Date:11/17/08  
 Time:13:17:50  
 Page:2 of 3

Registered Voters 810 - Cards Cast 569 70.25%

Num. Report Precinct 1 - Num. Reporting 1 100.00%

BOX ELDER COUNTY COMMISSION SEAT C			
		Total	
Number of Precincts		1	
Precincts Reporting		1	100.0 %
Times Counted	569/810	70.2 %	
Total Votes		552	
<b>SHAFFER, BRIAN K.</b>	REP	321	58.15%
ANDERSON, ELI H.	DEM	216	39.13%
PHIPPS, LEE	CON	15	2.72%
Write-in Votes		0	0.00%

Judge GREGORY K. ORME			
		Total	
Number of Precincts		1	
Precincts Reporting		1	100.0 %
Times Counted	569/810	70.2 %	
Total Votes		496	
<b>YES</b>		431	86.90%
<b>NO</b>		65	13.10%

Judge RUSSELL W. BENCH			
		Total	
Number of Precincts		1	
Precincts Reporting		1	100.0 %
Times Counted	569/810	70.2 %	
Total Votes		493	
<b>YES</b>		436	88.44%
<b>NO</b>		57	11.56%

Judge BEN H. HADFIELD			
		Total	
Number of Precincts		1	
Precincts Reporting		1	100.0 %
Times Counted	569/810	70.2 %	
Total Votes		515	
<b>YES</b>		445	86.41%
<b>NO</b>		70	13.59%

Judge JAMES Z. DAVIS			
		Total	
Number of Precincts		1	
Precincts Reporting		1	100.0 %
Times Counted	569/810	70.2 %	
Total Votes		492	
<b>YES</b>		433	88.01%
<b>NO</b>		59	11.99%

Judge THOMAS L. WILLMORE			
		Total	
Number of Precincts		1	
Precincts Reporting		1	100.0 %
Times Counted	569/810	70.2 %	
Total Votes		497	
<b>YES</b>		443	89.13%
<b>NO</b>		54	10.87%

Judge PAMELA T. GREENWOOD			
		Total	
Number of Precincts		1	
Precincts Reporting		1	100.0 %
Times Counted	569/810	70.2 %	
Total Votes		499	
<b>YES</b>		439	87.98%
<b>NO</b>		60	12.02%

Judge LARRY E. JONES			
		Total	
Number of Precincts		1	
Precincts Reporting		1	100.0 %
Times Counted	569/810	70.2 %	
Total Votes		496	
<b>YES</b>		447	90.12%
<b>NO</b>		49	9.88%

Judge CAROLYN B. McHUGH			
		Total	
Number of Precincts		1	
Precincts Reporting		1	100.0 %
Times Counted	569/810	70.2 %	
Total Votes		497	
<b>YES</b>		443	89.13%
<b>NO</b>		54	10.87%

BOX ELDER COUNTY SCHOOL BOARD DIST 2			
		Total	
Number of Precincts		1	
Precincts Reporting		1	100.0 %
Times Counted	569/810	70.2 %	
Total Votes		509	
<b>ARCHIBALD, CONNIE J.</b>		503	98.82%
Write-in Votes		6	1.18%

**Election Summary Report**  
**Box Elder County, Utah**  
**General Election**  
**November 4, 2008**  
**Summary For Tremonton 01, All Counters, All Races**  
**Official Results**

Date:11/17/08  
 Time:13:17:50  
 Page:3 of 3

Registered Voters 810 - Cards Cast 569 70.25%

Num. Report Precinct 1 - Num. Reporting 1 100.00%

Constitutional Amendment A		Total	
Number of Precincts	1		
Precincts Reporting	1	100.0 %	
Times Counted	569/810	70.2 %	
Total Votes	519		
<b>YES</b>	380	73.22%	
<b>NO</b>	139	26.78%	

PROPOSITION 2		Total	
Number of Precincts	1		
Precincts Reporting	1	100.0 %	
Times Counted	569/810	70.2 %	
Total Votes	552		
<b>FOR</b>	324	58.70%	
<b>AGAINST</b>	228	41.30%	

Constitutional Amendment B		Total	
Number of Precincts	1		
Precincts Reporting	1	100.0 %	
Times Counted	569/810	70.2 %	
Total Votes	515		
<b>YES</b>	349	67.77%	
<b>NO</b>	166	32.23%	

Constitutional Amendment C		Total	
Number of Precincts	1		
Precincts Reporting	1	100.0 %	
Times Counted	569/810	70.2 %	
Total Votes	515		
<b>YES</b>	366	71.07%	
<b>NO</b>	149	28.93%	

Constitutional Amendment D		Total	
Number of Precincts	1		
Precincts Reporting	1	100.0 %	
Times Counted	569/810	70.2 %	
Total Votes	506		
<b>YES</b>	393	77.67%	
<b>NO</b>	113	22.33%	

Constitutional Amendment E		Total	
Number of Precincts	1		
Precincts Reporting	1	100.0 %	
Times Counted	569/810	70.2 %	
Total Votes	513		
<b>YES</b>	233	45.42%	
<b>NO</b>	280	54.58%	

Election Summary Report  
 Box Elder County, Utah  
 General Election  
 November 4, 2008

Date:11/17/08  
 Time:13:17:45  
 Page:1 of 3

Summary For Tremonton 02, All Counters, All Races  
 Official Results

Registered Voters 827 - Cards Cast 539 65.18%

Num. Report Precinct 1 - Num. Reporting 1 100.00%

STRAIGHT PARTY			
			Total
Number of Precincts			1
Precincts Reporting		100.0 %	1
Times Counted	539/827	65.2 %	
Total Votes			154
<b>REPUBLICAN</b>	REP	122	79.22%
DEMOCRATIC	DEM	29	18.83%
LIBERTARIAN	LIB	2	1.30%
CONSTITUTION	CON	1	0.65%

ATTY GENERAL			
			Total
Number of Precincts			1
Precincts Reporting		100.0 %	1
Times Counted	539/827	65.2 %	
Total Votes			521
<b>SHURTLEFF, MARK L.</b>	REP	410	78.69%
HILL, JEAN WELCH	DEM	94	18.04%
McCULLOUGH, W. ANDRE	LIB	17	3.26%
Write-in Votes		0	0.00%

U.S. PRESIDENT			
			Total
Number of Precincts			1
Precincts Reporting		100.0 %	1
Times Counted	539/827	65.2 %	
Total Votes			537
<b>McCAIN, JOHN</b>	REP	430	80.07%
OBAMA, BARACK	DEM	97	18.06%
BARR, BOB	LIB	1	0.19%
BALDWIN, CHARLES O	CON	5	0.93%
NADER, RALPH	PF	2	0.37%
LA RIVA, GLORIA	SL	0	0.00%
McKINNEY, CYNTHIA	GRE	0	0.00%
Write-in Votes		2	0.37%

STATE TREASURER			
			Total
Number of Precincts			1
Precincts Reporting		100.0 %	1
Times Counted	539/827	65.2 %	
Total Votes			508
<b>ELLIS, RICHARD K.</b>	REP	376	74.02%
CLARK, DICK	DEM	132	25.98%
Write-in Votes		0	0.00%

U. S. HOUSE OF REPRESENTATIVE			
			Total
Number of Precincts			1
Precincts Reporting		100.0 %	1
Times Counted	539/827	65.2 %	
Total Votes			525
<b>BISHOP, ROB</b>	REP	405	77.14%
BOWEN, MORGAN	DEM	100	19.05%
BUCHMAN, JOSEPH GEDD	LIB	9	1.71%
PEARSON, KIRK D	CON	11	2.10%
Write-in Votes		0	0.00%

STATE AUDITOR			
			Total
Number of Precincts			1
Precincts Reporting		100.0 %	1
Times Counted	539/827	65.2 %	
Total Votes			481
<b>JOHNSON, AUSTON G. 3</b>	REP	349	72.56%
COLLARD, CLARE	DEM	105	21.83%
PROCTOR, RICHARD D	CON	27	5.61%
Write-in Votes		0	0.00%

GOVERNOR			
			Total
Number of Precincts			1
Precincts Reporting		100.0 %	1
Times Counted	539/827	65.2 %	
Total Votes			529
<b>HUNTSMAN, JON M. JR</b>	REP	445	84.12%
SPRINGMEYER, BOB	DEM	70	13.23%
SCHANZE, DELL	LIB	14	2.65%
Write-in Votes		0	0.00%

UTAH STATE HOUSE OF REPRESENTATIVES1			
			Total
Number of Precincts			1
Precincts Reporting		100.0 %	1
Times Counted	539/827	65.2 %	
Total Votes			531
<b>MENLOVE, RONDA RUDD</b>	REP	426	80.23%
MORGAN, BILLY R.	DEM	104	19.59%
Write-in Votes		1	0.19%

UTAH STATE SCHOOL BOARD OF EDUCATION			
			Total
Number of Precincts			1
Precincts Reporting		100.0 %	1
Times Counted	539/827	65.2 %	
Total Votes			461
<b>LOCKE, SHELLY</b>		270	58.57%
ASHLIMAN, SUSIE CAMP		189	41.00%
Write-in Votes		2	0.43%

Election Summary Report  
 Box Elder County, Utah  
 General Election  
 November 4, 2008  
 Summary For Tremonton 02, All Counters, All Races  
 Official Results

Date:11/17/08  
 Time:13:17:45  
 Page:2 of 3

Registered Voters 827 - Cards Cast 539 65.18%

Num. Report Precinct 1 - Num. Reporting 1 100.00%

BOX ELDER COUNTY COMMISSION SEAT C			
		Total	
Number of Precincts		1	
Precincts Reporting		1	100.0 %
Times Counted	539/827	65.2 %	
Total Votes		530	
<b>SHAFFER, BRIAN K.</b>	REP	311	58.68%
ANDERSON, ELI H.	DEM	205	38.68%
PHIPPS, LEE	CON	14	2.64%
Write-in Votes		0	0.00%

Judge GREGORY K. ORME			
		Total	
Number of Precincts		1	
Precincts Reporting		1	100.0 %
Times Counted	539/827	65.2 %	
Total Votes		484	
<b>YES</b>		411	84.92%
<b>NO</b>		73	15.08%

Judge RUSSELL W. BENCH			
		Total	
Number of Precincts		1	
Precincts Reporting		1	100.0 %
Times Counted	539/827	65.2 %	
Total Votes		492	
<b>YES</b>		431	87.60%
<b>NO</b>		61	12.40%

Judge BEN H. HADFIELD			
		Total	
Number of Precincts		1	
Precincts Reporting		1	100.0 %
Times Counted	539/827	65.2 %	
Total Votes		499	
<b>YES</b>		409	81.96%
<b>NO</b>		90	18.04%

Judge JAMES Z. DAVIS			
		Total	
Number of Precincts		1	
Precincts Reporting		1	100.0 %
Times Counted	539/827	65.2 %	
Total Votes		486	
<b>YES</b>		413	84.98%
<b>NO</b>		73	15.02%

Judge THOMAS L. WILLMORE			
		Total	
Number of Precincts		1	
Precincts Reporting		1	100.0 %
Times Counted	539/827	65.2 %	
Total Votes		481	
<b>YES</b>		408	84.82%
<b>NO</b>		73	15.18%

Judge PAMELA T. GREENWOOD			
		Total	
Number of Precincts		1	
Precincts Reporting		1	100.0 %
Times Counted	539/827	65.2 %	
Total Votes		482	
<b>YES</b>		413	85.68%
<b>NO</b>		69	14.32%

Judge LARRY E. JONES			
		Total	
Number of Precincts		1	
Precincts Reporting		1	100.0 %
Times Counted	539/827	65.2 %	
Total Votes		486	
<b>YES</b>		421	86.63%
<b>NO</b>		65	13.37%

Judge CAROLYN B. McHUGH			
		Total	
Number of Precincts		1	
Precincts Reporting		1	100.0 %
Times Counted	539/827	65.2 %	
Total Votes		481	
<b>YES</b>		414	86.07%
<b>NO</b>		67	13.93%

BOX ELDER COUNTY SCHOOL BOARD DIST 2			
		Total	
Number of Precincts		1	
Precincts Reporting		1	100.0 %
Times Counted	539/827	65.2 %	
Total Votes		489	
<b>ARCHIBALD, CONNIE J.</b>		473	96.73%
Write-in Votes		16	3.27%

Election Summary Report  
 Box Elder County, Utah  
 General Election  
 November 4, 2008  
 Summary For Tremonton 02, All Counters, All Races  
 Official Results

Date:11/17/08  
 Time:13:17:45  
 Page:3 of 3

Registered Voters 827 - Cards Cast 539 65.18%

Num. Report Precinct 1 - Num. Reporting 1 100.00%

Constitutional Amendment A		Total	
Number of Precincts	1		
Precincts Reporting	1	100.0 %	
Times Counted	539/827	65.2 %	
Total Votes	505		
<b>YES</b>	370	73.27%	
<b>NO</b>	135	26.73%	

PROPOSITION 2		Total	
Number of Precincts	1		
Precincts Reporting	1	100.0 %	
Times Counted	539/827	65.2 %	
Total Votes	531		
<b>FOR</b>	353	66.48%	
<b>AGAINST</b>	178	33.52%	

Constitutional Amendment B		Total	
Number of Precincts	1		
Precincts Reporting	1	100.0 %	
Times Counted	539/827	65.2 %	
Total Votes	500		
<b>YES</b>	312	62.40%	
<b>NO</b>	188	37.60%	

Constitutional Amendment C		Total	
Number of Precincts	1		
Precincts Reporting	1	100.0 %	
Times Counted	539/827	65.2 %	
Total Votes	503		
<b>YES</b>	342	67.99%	
<b>NO</b>	161	32.01%	

Constitutional Amendment D		Total	
Number of Precincts	1		
Precincts Reporting	1	100.0 %	
Times Counted	539/827	65.2 %	
Total Votes	498		
<b>YES</b>	357	71.69%	
<b>NO</b>	141	28.31%	

Constitutional Amendment E		Total	
Number of Precincts	1		
Precincts Reporting	1	100.0 %	
Times Counted	539/827	65.2 %	
Total Votes	507		
<b>YES</b>	210	41.42%	
<b>NO</b>	297	58.58%	

Election Summary Report  
 Box Elder County, Utah  
 General Election  
 November 4, 2008

Date:11/17/08  
 Time:13:30:44  
 Page:1 of 3

Summary For Tremonton 03, All Counters, All Races  
 Official Results

Registered Voters 1113 - Cards Cast 685 61.55%

Num. Report Precinct 1 - Num. Reporting 1 100.00%

STRAIGHT PARTY			
		Total	
Number of Precincts		1	
Precincts Reporting		1	100.0 %
Times Counted	685/1113	61.5 %	
Total Votes		156	
<b>REPUBLICAN</b>	REP	123	78.85%
DEMOCRATIC	DEM	31	19.87%
LIBERTARIAN	LIB	1	0.64%
CONSTITUTION	CON	1	0.64%

ATTY GENERAL			
		Total	
Number of Precincts		1	
Precincts Reporting		1	100.0 %
Times Counted	685/1113	61.5 %	
Total Votes		656	
<b>SHURTLEFF, MARK L.</b>	REP	527	80.34%
HILL, JEAN WELCH	DEM	102	15.55%
McCULLOUGH, W. ANDRE	LIB	27	4.12%
Write-in Votes		0	0.00%

U.S. PRESIDENT			
		Total	
Number of Precincts		1	
Precincts Reporting		1	100.0 %
Times Counted	685/1113	61.5 %	
Total Votes		682	
<b>McCAIN, JOHN</b>	REP	557	81.67%
OBAMA, BARACK	DEM	101	14.81%
BARR, BOB	LIB	6	0.88%
BALDWIN, CHARLES O	CON	8	1.17%
NADER, RALPH	PF	4	0.59%
LA RIVA, GLORIA	SL	0	0.00%
McKINNEY, CYNTHIA	GRE	0	0.00%
Write-in Votes		6	0.88%

STATE TREASURER			
		Total	
Number of Precincts		1	
Precincts Reporting		1	100.0 %
Times Counted	685/1113	61.5 %	
Total Votes		627	
<b>ELLIS, RICHARD K.</b>	REP	481	76.71%
CLARK, DICK	DEM	145	23.13%
Write-in Votes		1	0.16%

U. S. HOUSE OF REPRESENTATIVE			
		Total	
Number of Precincts		1	
Precincts Reporting		1	100.0 %
Times Counted	685/1113	61.5 %	
Total Votes		660	
<b>BISHOP, ROB</b>	REP	509	77.12%
BOWEN, MORGAN	DEM	116	17.58%
BUCHMAN, JOSEPH GEDD	LIB	22	3.33%
PEARSON, KIRK D	CON	13	1.97%
Write-in Votes		0	0.00%

STATE AUDITOR			
		Total	
Number of Precincts		1	
Precincts Reporting		1	100.0 %
Times Counted	685/1113	61.5 %	
Total Votes		576	
<b>JOHNSON, AUSTON G. 3</b>	REP	444	77.08%
COLLARD, CLARE	DEM	111	19.27%
PROCTOR, RICHARD D	CON	21	3.65%
Write-in Votes		0	0.00%

GOVERNOR			
		Total	
Number of Precincts		1	
Precincts Reporting		1	100.0 %
Times Counted	685/1113	61.5 %	
Total Votes		671	
<b>HUNTSMAN, JON M. JR</b>	REP	595	88.67%
SPRINGMEYER, BOB	DEM	48	7.15%
SCHANZE, DELL	LIB	28	4.17%
Write-in Votes		0	0.00%

UTAH STATE HOUSE OF REPRESENTATIVES1			
		Total	
Number of Precincts		1	
Precincts Reporting		1	100.0 %
Times Counted	685/1113	61.5 %	
Total Votes		659	
<b>MENLOVE, RONDA RUDD</b>	REP	532	80.73%
MORGAN, BILLY R.	DEM	127	19.27%
Write-in Votes		0	0.00%

UTAH STATE SCHOOL BOARD OF EDUCATION			
		Total	
Number of Precincts		1	
Precincts Reporting		1	100.0 %
Times Counted	685/1113	61.5 %	
Total Votes		571	
<b>LOCKE, SHELLY</b>		351	61.47%
ASHLIMAN, SUSIE CAMP		218	38.18%
Write-in Votes		2	0.35%

Election Summary Report  
 Box Elder County, Utah  
 General Election  
 November 4, 2008  
 Summary For Tremonton 03, All Counters, All Races  
 Official Results

Date:11/17/08  
 Time:13:30:45  
 Page:2 of 3

Registered Voters 1113 - Cards Cast 685 61.55%

Num. Report Precinct 1 - Num. Reporting 1 100.00%

BOX ELDER COUNTY COMMISSION SEAT C			
		Total	
Number of Precincts		1	
Precincts Reporting		1	100.0 %
Times Counted	685/1113	61.5 %	
Total Votes		660	
<b>SHAFFER, BRIAN K.</b>	REP	358	54.24%
ANDERSON, ELI H.	DEM	287	43.48%
PHIPPS, LEE	CON	15	2.27%
Write-in Votes		0	0.00%

Judge GREGORY K. ORME			
		Total	
Number of Precincts		1	
Precincts Reporting		1	100.0 %
Times Counted	685/1113	61.5 %	
Total Votes		594	
<b>YES</b>		504	84.85%
<b>NO</b>		90	15.15%

Judge RUSSELL W. BENCH			
		Total	
Number of Precincts		1	
Precincts Reporting		1	100.0 %
Times Counted	685/1113	61.5 %	
Total Votes		604	
<b>YES</b>		514	85.10%
<b>NO</b>		90	14.90%

Judge BEN H. HADFIELD			
		Total	
Number of Precincts		1	
Precincts Reporting		1	100.0 %
Times Counted	685/1113	61.5 %	
Total Votes		620	
<b>YES</b>		500	80.65%
<b>NO</b>		120	19.35%

Judge JAMES Z. DAVIS			
		Total	
Number of Precincts		1	
Precincts Reporting		1	100.0 %
Times Counted	685/1113	61.5 %	
Total Votes		600	
<b>YES</b>		504	84.00%
<b>NO</b>		96	16.00%

Judge THOMAS L. WILLMORE			
		Total	
Number of Precincts		1	
Precincts Reporting		1	100.0 %
Times Counted	685/1113	61.5 %	
Total Votes		602	
<b>YES</b>		506	84.05%
<b>NO</b>		96	15.95%

Judge PAMELA T. GREENWOOD			
		Total	
Number of Precincts		1	
Precincts Reporting		1	100.0 %
Times Counted	685/1113	61.5 %	
Total Votes		598	
<b>YES</b>		509	85.12%
<b>NO</b>		89	14.88%

Judge LARRY E. JONES			
		Total	
Number of Precincts		1	
Precincts Reporting		1	100.0 %
Times Counted	685/1113	61.5 %	
Total Votes		597	
<b>YES</b>		502	84.09%
<b>NO</b>		95	15.91%

Judge CAROLYN B. McHUGH			
		Total	
Number of Precincts		1	
Precincts Reporting		1	100.0 %
Times Counted	685/1113	61.5 %	
Total Votes		598	
<b>YES</b>		508	84.95%
<b>NO</b>		90	15.05%

BOX ELDER COUNTY SCHOOL BOARD DIST 2			
		Total	
Number of Precincts		1	
Precincts Reporting		1	100.0 %
Times Counted	685/1113	61.5 %	
Total Votes		627	
<b>ARCHIBALD, CONNIE J.</b>		618	98.56%
Write-in Votes		9	1.44%

Election Summary Report  
 Box Elder County, Utah  
 General Election  
 November 4, 2008  
 Summary For Tremonton 03, All Counters, All Races  
 Official Results

Date:11/17/08  
 Time:13:30:45  
 Page:3 of 3

Registered Voters 1113 - Cards Cast 685 61.55%

Num. Report Precinct 1 - Num. Reporting 1 100.00%

Constitutional Amendment A		Total	
Number of Precincts	1		
Precincts Reporting	1	100.0 %	
Times Counted	685/1113	61.5 %	
Total Votes	634		
<b>YES</b>	451	71.14%	
<b>NO</b>	183	28.86%	

PROPOSITION 2		Total	
Number of Precincts	1		
Precincts Reporting	1	100.0 %	
Times Counted	685/1113	61.5 %	
Total Votes	671		
<b>FOR</b>	443	66.02%	
<b>AGAINST</b>	228	33.98%	

Constitutional Amendment B		Total	
Number of Precincts	1		
Precincts Reporting	1	100.0 %	
Times Counted	685/1113	61.5 %	
Total Votes	625		
<b>YES</b>	391	62.56%	
<b>NO</b>	234	37.44%	

Constitutional Amendment C		Total	
Number of Precincts	1		
Precincts Reporting	1	100.0 %	
Times Counted	685/1113	61.5 %	
Total Votes	631		
<b>YES</b>	433	68.62%	
<b>NO</b>	198	31.38%	

Constitutional Amendment D		Total	
Number of Precincts	1		
Precincts Reporting	1	100.0 %	
Times Counted	685/1113	61.5 %	
Total Votes	621		
<b>YES</b>	473	76.17%	
<b>NO</b>	148	23.83%	

Constitutional Amendment E		Total	
Number of Precincts	1		
Precincts Reporting	1	100.0 %	
Times Counted	685/1113	61.5 %	
Total Votes	629		
<b>YES</b>	240	38.16%	
<b>NO</b>	389	61.84%	



Election Summary Report  
 Box Elder County, Utah  
 General Election  
 November 4, 2008

Date:11/17/08  
 Time:13:17:39  
 Page:1 of 3

Summary For Tremonton 03 SSD, All Counters, All Races  
 Official Results

Registered Voters 149 - Cards Cast 107 71.81%

Num. Report Precinct 1 - Num. Reporting 1 100.00%

STRAIGHT PARTY			Total
Number of Precincts			1
Precincts Reporting		100.0 %	1
Times Counted	107/149	71.8 %	
Total Votes			33
<b>REPUBLICAN</b>	REP	<b>69.70%</b>	<b>23</b>
DEMOCRATIC	DEM	24.24%	8
LIBERTARIAN	LIB	0.00%	0
CONSTITUTION	CON	6.06%	2

ATTY GENERAL			Total
Number of Precincts			1
Precincts Reporting		100.0 %	1
Times Counted	107/149	71.8 %	
Total Votes			105
<b>SHURTLEFF, MARK L.</b>	REP	<b>78.10%</b>	<b>82</b>
HILL, JEAN WELCH	DEM	20.95%	22
McCULLOUGH, W. ANDRE	LIB	0.95%	1
Write-in Votes		0.00%	0

U.S. PRESIDENT			Total
Number of Precincts			1
Precincts Reporting		100.0 %	1
Times Counted	107/149	71.8 %	
Total Votes			106
<b>McCAIN, JOHN</b>	REP	<b>79.25%</b>	<b>84</b>
OBAMA, BARACK	DEM	17.92%	19
BARR, BOB	LIB	0.00%	0
BALDWIN, CHARLES O	CON	2.83%	3
NADER, RALPH	PF	0.00%	0
LA RIVA, GLORIA	SL	0.00%	0
McKINNEY, CYNTHIA	GRE	0.00%	0
Write-in Votes		0.00%	0

STATE TREASURER			Total
Number of Precincts			1
Precincts Reporting		100.0 %	1
Times Counted	107/149	71.8 %	
Total Votes			100
<b>ELLIS, RICHARD K.</b>	REP	<b>76.00%</b>	<b>76</b>
CLARK, DICK	DEM	24.00%	24
Write-in Votes		0.00%	0

U. S. HOUSE OF REPRESENTATIVE			Total
Number of Precincts			1
Precincts Reporting		100.0 %	1
Times Counted	107/149	71.8 %	
Total Votes			102
<b>BISHOP, ROB</b>	REP	<b>74.51%</b>	<b>76</b>
BOWEN, MORGAN	DEM	18.63%	19
BUCHMAN, JOSEPH GEDD	LIB	0.98%	1
PEARSON, KIRK D	CON	5.88%	6
Write-in Votes		0.00%	0

STATE AUDITOR			Total
Number of Precincts			1
Precincts Reporting		100.0 %	1
Times Counted	107/149	71.8 %	
Total Votes			94
<b>JOHNSON, AUSTON G. 3</b>	REP	<b>72.34%</b>	<b>68</b>
COLLARD, CLARE	DEM	21.28%	20
PROCTOR, RICHARD D	CON	6.38%	6
Write-in Votes		0.00%	0

GOVERNOR			Total
Number of Precincts			1
Precincts Reporting		100.0 %	1
Times Counted	107/149	71.8 %	
Total Votes			104
<b>HUNTSMAN, JON M. JR</b>	REP	<b>79.81%</b>	<b>83</b>
SPRINGMEYER, BOB	DEM	11.54%	12
SCHANZE, DELL	LIB	8.65%	9
Write-in Votes		0.00%	0

UTAH STATE HOUSE OF REPRESENTATIVES1			Total
Number of Precincts			1
Precincts Reporting		100.0 %	1
Times Counted	107/149	71.8 %	
Total Votes			105
<b>MENLOVE, RONDA RUDD</b>	REP	<b>74.29%</b>	<b>78</b>
MORGAN, BILLY R.	DEM	25.71%	27
Write-in Votes		0.00%	0

UTAH STATE SCHOOL BOARD OF EDUCATION			Total
Number of Precincts			1
Precincts Reporting		100.0 %	1
Times Counted	107/149	71.8 %	
Total Votes			95
<b>LOCKE, SHELLY</b>		<b>58.95%</b>	<b>56</b>
ASHLIMAN, SUSIE CAMP		40.00%	38
Write-in Votes		1.05%	1

Election Summary Report  
 Box Elder County, Utah  
 General Election  
 November 4, 2008

Date:11/17/08  
 Time:13:17:39  
 Page:2 of 3

Summary For Tremonton 03 SSD, All Counters, All Races  
 Official Results

Registered Voters 149 - Cards Cast 107 71.81%

Num. Report Precinct 1 - Num. Reporting 1 100.00%

BOX ELDER COUNTY COMMISSION SEAT C			
		Total	
Number of Precincts		1	
Precincts Reporting		1	100.0 %
Times Counted	107/149		71.8 %
Total Votes		103	
<b>SHAFFER, BRIAN K.</b>	REP	51	49.51%
ANDERSON, ELI H.	DEM	48	46.60%
PHIPPS, LEE	CON	4	3.88%
Write-in Votes		0	0.00%

Judge GREGORY K. ORME			
		Total	
Number of Precincts		1	
Precincts Reporting		1	100.0 %
Times Counted	107/149		71.8 %
Total Votes		99	
<b>YES</b>		86	86.87%
<b>NO</b>		13	13.13%

Judge RUSSELL W. BENCH			
		Total	
Number of Precincts		1	
Precincts Reporting		1	100.0 %
Times Counted	107/149		71.8 %
Total Votes		98	
<b>YES</b>		86	87.76%
<b>NO</b>		12	12.24%

Judge BEN H. HADFIELD			
		Total	
Number of Precincts		1	
Precincts Reporting		1	100.0 %
Times Counted	107/149		71.8 %
Total Votes		102	
<b>YES</b>		91	89.22%
<b>NO</b>		11	10.78%

Judge JAMES Z. DAVIS			
		Total	
Number of Precincts		1	
Precincts Reporting		1	100.0 %
Times Counted	107/149		71.8 %
Total Votes		100	
<b>YES</b>		84	84.00%
<b>NO</b>		16	16.00%

Judge THOMAS L. WILLMORE			
		Total	
Number of Precincts		1	
Precincts Reporting		1	100.0 %
Times Counted	107/149		71.8 %
Total Votes		98	
<b>YES</b>		82	83.67%
<b>NO</b>		16	16.33%

Judge PAMELA T. GREENWOOD			
		Total	
Number of Precincts		1	
Precincts Reporting		1	100.0 %
Times Counted	107/149		71.8 %
Total Votes		101	
<b>YES</b>		85	84.16%
<b>NO</b>		16	15.84%

Judge LARRY E. JONES			
		Total	
Number of Precincts		1	
Precincts Reporting		1	100.0 %
Times Counted	107/149		71.8 %
Total Votes		98	
<b>YES</b>		86	87.76%
<b>NO</b>		12	12.24%

Judge CAROLYN B. McHUGH			
		Total	
Number of Precincts		1	
Precincts Reporting		1	100.0 %
Times Counted	107/149		71.8 %
Total Votes		101	
<b>YES</b>		85	84.16%
<b>NO</b>		16	15.84%

BOX ELDER COUNTY SCHOOL BOARD DIST 2			
		Total	
Number of Precincts		1	
Precincts Reporting		1	100.0 %
Times Counted	107/149		71.8 %
Total Votes		100	
<b>ARCHIBALD, CONNIE J.</b>		100	100.00%
Write-in Votes		0	0.00%

Election Summary Report  
 Box Elder County, Utah  
 General Election  
 November 4, 2008

Date:11/17/08  
 Time:13:17:39  
 Page:3 of 3

Summary For Tremonton 03 SSD, All Counters, All Races  
 Official Results

Registered Voters 149 - Cards Cast 107 71.81%

Num. Report Precinct 1 - Num. Reporting 1 100.00%

Constitutional Amendment A		Total
Number of Precincts	1	
Precincts Reporting	1	100.0 %
Times Counted	107/149	71.8 %
Total Votes	102	
<b>YES</b>	72	70.59%
<b>NO</b>	30	29.41%

PROPOSITION 2		Total
Number of Precincts	1	
Precincts Reporting	1	100.0 %
Times Counted	107/149	71.8 %
Total Votes	107	
<b>FOR</b>	91	85.05%
<b>AGAINST</b>	16	14.95%

Constitutional Amendment B		Total
Number of Precincts	1	
Precincts Reporting	1	100.0 %
Times Counted	107/149	71.8 %
Total Votes	101	
<b>YES</b>	59	58.42%
<b>NO</b>	42	41.58%

PROPOSITION 8		Total
Number of Precincts	1	
Precincts Reporting	1	100.0 %
Times Counted	107/149	71.8 %
Total Votes	103	
<b>FOR</b>	32	31.07%
<b>AGAINST</b>	71	68.93%

Constitutional Amendment C		Total
Number of Precincts	1	
Precincts Reporting	1	100.0 %
Times Counted	107/149	71.8 %
Total Votes	101	
<b>YES</b>	68	67.33%
<b>NO</b>	33	32.67%

PROPOSITION 9		Total
Number of Precincts	1	
Precincts Reporting	1	100.0 %
Times Counted	107/149	71.8 %
Total Votes	105	
<b>FOR</b>	26	24.76%
<b>AGAINST</b>	79	75.24%

Constitutional Amendment D		Total
Number of Precincts	1	
Precincts Reporting	1	100.0 %
Times Counted	107/149	71.8 %
Total Votes	100	
<b>YES</b>	74	74.00%
<b>NO</b>	26	26.00%

Constitutional Amendment E		Total
Number of Precincts	1	
Precincts Reporting	1	100.0 %
Times Counted	107/149	71.8 %
Total Votes	100	
<b>YES</b>	33	33.00%
<b>NO</b>	67	67.00%

Election Summary Report  
 Box Elder County, Utah  
 General Election  
 November 4, 2008  
 Summary For Tremonton 04, All Counters, All Races  
 Official Results

Date:11/17/08  
 Time:13:17:36  
 Page:2 of 3

Registered Voters 1175 - Cards Cast 737 62.72%

Num. Report Precinct 1 - Num. Reporting 1 100.00%

BOX ELDER COUNTY COMMISSION SEAT C			
		Total	
Number of Precincts		1	
Precincts Reporting		1	100.0 %
Times Counted	737/1175	62.7 %	
Total Votes		711	
<b>SHAFFER, BRIAN K.</b>	REP	429	60.34%
ANDERSON, ELI H.	DEM	256	36.01%
PHIPPS, LEE	CON	26	3.66%
Write-in Votes		0	0.00%

Judge GREGORY K. ORME			
		Total	
Number of Precincts		1	
Precincts Reporting		1	100.0 %
Times Counted	737/1175	62.7 %	
Total Votes		629	
<b>YES</b>		536	85.21%
<b>NO</b>		93	14.79%

Judge RUSSELL W. BENCH			
		Total	
Number of Precincts		1	
Precincts Reporting		1	100.0 %
Times Counted	737/1175	62.7 %	
Total Votes		635	
<b>YES</b>		542	85.35%
<b>NO</b>		93	14.65%

Judge BEN H. HADFIELD			
		Total	
Number of Precincts		1	
Precincts Reporting		1	100.0 %
Times Counted	737/1175	62.7 %	
Total Votes		657	
<b>YES</b>		532	80.97%
<b>NO</b>		125	19.03%

Judge JAMES Z. DAVIS			
		Total	
Number of Precincts		1	
Precincts Reporting		1	100.0 %
Times Counted	737/1175	62.7 %	
Total Votes		632	
<b>YES</b>		530	83.86%
<b>NO</b>		102	16.14%

Judge THOMAS L. WILLMORE			
		Total	
Number of Precincts		1	
Precincts Reporting		1	100.0 %
Times Counted	737/1175	62.7 %	
Total Votes		633	
<b>YES</b>		528	83.41%
<b>NO</b>		105	16.59%

Judge PAMELA T. GREENWOOD			
		Total	
Number of Precincts		1	
Precincts Reporting		1	100.0 %
Times Counted	737/1175	62.7 %	
Total Votes		630	
<b>YES</b>		541	85.87%
<b>NO</b>		89	14.13%

Judge LARRY E. JONES			
		Total	
Number of Precincts		1	
Precincts Reporting		1	100.0 %
Times Counted	737/1175	62.7 %	
Total Votes		638	
<b>YES</b>		533	83.54%
<b>NO</b>		105	16.46%

Judge CAROLYN B. McHUGH			
		Total	
Number of Precincts		1	
Precincts Reporting		1	100.0 %
Times Counted	737/1175	62.7 %	
Total Votes		631	
<b>YES</b>		527	83.52%
<b>NO</b>		104	16.48%

BOX ELDER COUNTY SCHOOL BOARD DIST 2			
		Total	
Number of Precincts		1	
Precincts Reporting		1	100.0 %
Times Counted	737/1175	62.7 %	
Total Votes		641	
<b>ARCHIBALD, CONNIE J.</b>		635	99.06%
Write-in Votes		6	0.94%

**Election Summary Report**  
**Box Elder County, Utah**  
**General Election**  
**November 4, 2008**  
**Summary For Tremonton 04, All Counters, All Races**  
**Official Results**

Date:11/17/08  
 Time:13:17:36  
 Page:3 of 3

Registered Voters 1175 - Cards Cast 737 62.72%

Num. Report Precinct 1 - Num. Reporting 1 100.00%

Constitutional Amendment A		Total	
Number of Precincts	1		
Precincts Reporting	1	100.0 %	
Times Counted	737/1175	62.7 %	
Total Votes	663		
<b>YES</b>	485	73.15%	
<b>NO</b>	178	26.85%	

PROPOSITION 2		Total	
Number of Precincts	1		
Precincts Reporting	1	100.0 %	
Times Counted	737/1175	62.7 %	
Total Votes	719		
<b>FOR</b>	446	62.03%	
<b>AGAINST</b>	273	37.97%	

Constitutional Amendment B		Total	
Number of Precincts	1		
Precincts Reporting	1	100.0 %	
Times Counted	737/1175	62.7 %	
Total Votes	657		
<b>YES</b>	418	63.62%	
<b>NO</b>	239	36.38%	

Constitutional Amendment C		Total	
Number of Precincts	1		
Precincts Reporting	1	100.0 %	
Times Counted	737/1175	62.7 %	
Total Votes	659		
<b>YES</b>	445	67.53%	
<b>NO</b>	214	32.47%	

Constitutional Amendment D		Total	
Number of Precincts	1		
Precincts Reporting	1	100.0 %	
Times Counted	737/1175	62.7 %	
Total Votes	652		
<b>YES</b>	492	75.46%	
<b>NO</b>	160	24.54%	

Constitutional Amendment E		Total	
Number of Precincts	1		
Precincts Reporting	1	100.0 %	
Times Counted	737/1175	62.7 %	
Total Votes	666		
<b>YES</b>	275	41.29%	
<b>NO</b>	391	58.71%	

Election Summary Report  
 Box Elder County, Utah  
 General Election  
 November 4, 2008  
 Summary For Tremonton 04, All Counters, All Races  
 Official Results

Date:11/17/08  
 Time:13:17:36  
 Page:1 of 3

Registered Voters 1175 - Cards Cast 737 62.72%

Num. Report Precinct 1 - Num, Reporting 1 100.00%

STRAIGHT PARTY			
		Total	
Number of Precincts		1	
Precincts Reporting		1	100.0 %
Times Counted	737/1175	62.7 %	
Total Votes		196	
<b>REPUBLICAN</b>	REP	161	82.14%
DEMOCRATIC	DEM	26	13.27%
LIBERTARIAN	LIB	2	1.02%
CONSTITUTION	CON	7	3.57%

ATTY GENERAL			
		Total	
Number of Precincts		1	
Precincts Reporting		1	100.0 %
Times Counted	737/1175	62.7 %	
Total Votes		713	
<b>SHURTLEFF, MARK L.</b>	REP	598	83.87%
HILL, JEAN WELCH	DEM	87	12.20%
McCULLOUGH, W. ANDRE	LIB	27	3.79%
Write-in Votes		1	0.14%

U.S. PRESIDENT			
		Total	
Number of Precincts		1	
Precincts Reporting		1	100.0 %
Times Counted	737/1175	62.7 %	
Total Votes		732	
<b>McCAIN, JOHN</b>	REP	613	83.74%
OBAMA, BARACK	DEM	96	13.11%
BARR, BOB	LIB	6	0.82%
BALDWIN, CHARLES O	CON	10	1.37%
NADER, RALPH	PF	5	0.68%
LA RIVA, GLORIA	SL	0	0.00%
McKINNEY, CYNTHIA	GRE	0	0.00%
Write-in Votes		2	0.27%

STATE TREASURER			
		Total	
Number of Precincts		1	
Precincts Reporting		1	100.0 %
Times Counted	737/1175	62.7 %	
Total Votes		678	
<b>ELLIS, RICHARD K.</b>	REP	552	81.42%
CLARK, DICK	DEM	126	18.58%
Write-in Votes		0	0.00%

U. S. HOUSE OF REPRESENTATIVE			
		Total	
Number of Precincts		1	
Precincts Reporting		1	100.0 %
Times Counted	737/1175	62.7 %	
Total Votes		713	
<b>BISHOP, ROB</b>	REP	570	79.94%
BOWEN, MORGAN	DEM	103	14.45%
BUCHMAN, JOSEPH GEDD	LIB	13	1.82%
PEARSON, KIRK D	CON	27	3.79%
Write-in Votes		0	0.00%

STATE AUDITOR			
		Total	
Number of Precincts		1	
Precincts Reporting		1	100.0 %
Times Counted	737/1175	62.7 %	
Total Votes		635	
<b>JOHNSON, AUSTON G. 3</b>	REP	509	80.16%
COLLARD, CLARE	DEM	98	15.43%
PROCTOR, RICHARD D	CON	27	4.25%
Write-in Votes		1	0.16%

GOVERNOR			
		Total	
Number of Precincts		1	
Precincts Reporting		1	100.0 %
Times Counted	737/1175	62.7 %	
Total Votes		726	
<b>HUNTSMAN, JON M. JR</b>	REP	642	88.43%
SPRINGMEYER, BOB	DEM	47	6.47%
SCHANZE, DELL	LIB	36	4.96%
Write-in Votes		1	0.14%

UTAH STATE HOUSE OF REPRESENTATIVES1			
		Total	
Number of Precincts		1	
Precincts Reporting		1	100.0 %
Times Counted	737/1175	62.7 %	
Total Votes		709	
<b>MENLOVE, RONDA RUDD</b>	REP	582	82.09%
MORGAN, BILLY R.	DEM	126	17.77%
Write-in Votes		1	0.14%

UTAH STATE SCHOOL BOARD OF EDUCATION			
		Total	
Number of Precincts		1	
Precincts Reporting		1	100.0 %
Times Counted	737/1175	62.7 %	
Total Votes		592	
<b>LOCKE, SHELLY</b>		364	61.49%
ASHLIMAN, SUSIE CAMP		221	37.33%
Write-in Votes		7	1.18%

Election Summary Report  
 Box Elder County, Utah  
 General Election  
 November 4, 2008

Date:11/17/08  
 Time:13:17:32  
 Page:1 of 3

Summary For Tremont West, All Counters, All Races  
 Official Results

Registered Voters 925 - Cards Cast 663 71.68%

Num. Report Precinct 1 - Num. Reporting 1 100.00%

STRAIGHT PARTY			
			Total
Number of Precincts		1	
Precincts Reporting		1	100.0 %
Times Counted	663/925		71.7 %
Total Votes		160	
<b>REPUBLICAN</b>	REP	137	85.63%
DEMOCRATIC	DEM	18	11.25%
LIBERTARIAN	LIB	5	3.13%
CONSTITUTION	CON	0	0.00%

ATTY GENERAL			
			Total
Number of Precincts		1	
Precincts Reporting		1	100.0 %
Times Counted	663/925		71.7 %
Total Votes		636	
<b>SHURTLEFF, MARK L.</b>	REP	532	83.65%
HILL, JEAN WELCH	DEM	75	11.79%
McCULLOUGH, W. ANDRE	LIB	29	4.56%
Write-in Votes		0	0.00%

U.S. PRESIDENT			
			Total
Number of Precincts		1	
Precincts Reporting		1	100.0 %
Times Counted	663/925		71.7 %
Total Votes		658	
<b>McCAIN, JOHN</b>	REP	552	83.89%
OBAMA, BARACK	DEM	82	12.46%
BARR, BOB	LIB	3	0.46%
BALDWIN, CHARLES O	CON	7	1.06%
NADER, RALPH	PF	7	1.06%
LA RIVA, GLORIA	SL	0	0.00%
McKINNEY, CYNTHIA	GRE	1	0.15%
Write-in Votes		6	0.91%

STATE TREASURER			
			Total
Number of Precincts		1	
Precincts Reporting		1	100.0 %
Times Counted	663/925		71.7 %
Total Votes		619	
<b>ELLIS, RICHARD K.</b>	REP	508	82.07%
CLARK, DICK	DEM	111	17.93%
Write-in Votes		0	0.00%

U. S. HOUSE OF REPRESENTATIVE			
			Total
Number of Precincts		1	
Precincts Reporting		1	100.0 %
Times Counted	663/925		71.7 %
Total Votes		646	
<b>BISHOP, ROB</b>	REP	529	81.89%
BOWEN, MORGAN	DEM	85	13.16%
BUCHMAN, JOSEPH GEDD	LIB	18	2.79%
PEARSON, KIRK D	CON	12	1.86%
Write-in Votes		2	0.31%

STATE AUDITOR			
			Total
Number of Precincts		1	
Precincts Reporting		1	100.0 %
Times Counted	663/925		71.7 %
Total Votes		573	
<b>JOHNSON, AUSTON G. 3</b>	REP	455	79.41%
COLLARD, CLARE	DEM	89	15.53%
PROCTOR, RICHARD D	CON	29	5.06%
Write-in Votes		0	0.00%

GOVERNOR			
			Total
Number of Precincts		1	
Precincts Reporting		1	100.0 %
Times Counted	663/925		71.7 %
Total Votes		645	
<b>HUNTSMAN, JON M. JR</b>	REP	573	88.84%
SPRINGMEYER, BOB	DEM	49	7.60%
SCHANZE, DELL	LIB	22	3.41%
Write-in Votes		1	0.16%

UTAH STATE HOUSE OF REPRESENTATIVES1			
			Total
Number of Precincts		1	
Precincts Reporting		1	100.0 %
Times Counted	663/925		71.7 %
Total Votes		645	
<b>MENLOVE, RONDA RUDD</b>	REP	530	82.17%
MORGAN, BILLY R.	DEM	114	17.67%
Write-in Votes		1	0.16%

UTAH STATE SCHOOL BOARD OF EDUCATION			
			Total
Number of Precincts		1	
Precincts Reporting		1	100.0 %
Times Counted	663/925		71.7 %
Total Votes		521	
<b>LOCKE, SHELLY</b>		321	61.61%
ASHLIMAN, SUSIE CAMP		194	37.24%
Write-in Votes		6	1.15%

Election Summary Report  
 Box Elder County, Utah  
 General Election  
 November 4, 2008

Date:11/17/08  
 Time:13:17:32  
 Page:2 of 3

Summary For Tremont West, All Counters, All Races  
 Official Results

Registered Voters 925 - Cards Cast 663 71.68%

Num. Report Precinct 1 - Num. Reporting 1 100.00%

BOX ELDER COUNTY COMMISSION SEAT C			
		Total	
Number of Precincts		1	
Precincts Reporting		1	100.0 %
Times Counted	663/925	71.7 %	
Total Votes		645	
<b>SHAFFER, BRIAN K.</b>	REP	324	50.23%
ANDERSON, ELI H.	DEM	306	47.44%
PHIPPS, LEE	CON	15	2.33%
Write-in Votes		0	0.00%

Judge GREGORY K. ORME			
		Total	
Number of Precincts		1	
Precincts Reporting		1	100.0 %
Times Counted	663/925	71.7 %	
Total Votes		576	
<b>YES</b>		479	83.16%
<b>NO</b>		97	16.84%

Judge RUSSELL W. BENCH			
		Total	
Number of Precincts		1	
Precincts Reporting		1	100.0 %
Times Counted	663/925	71.7 %	
Total Votes		576	
<b>YES</b>		478	82.99%
<b>NO</b>		98	17.01%

Judge BEN H. HADFIELD			
		Total	
Number of Precincts		1	
Precincts Reporting		1	100.0 %
Times Counted	663/925	71.7 %	
Total Votes		590	
<b>YES</b>		477	80.85%
<b>NO</b>		113	19.15%

Judge JAMES Z. DAVIS			
		Total	
Number of Precincts		1	
Precincts Reporting		1	100.0 %
Times Counted	663/925	71.7 %	
Total Votes		574	
<b>YES</b>		469	81.71%
<b>NO</b>		105	18.29%

Judge THOMAS L. WILLMORE			
		Total	
Number of Precincts		1	
Precincts Reporting		1	100.0 %
Times Counted	663/925	71.7 %	
Total Votes		574	
<b>YES</b>		478	83.28%
<b>NO</b>		96	16.72%

Judge PAMELA T. GREENWOOD			
		Total	
Number of Precincts		1	
Precincts Reporting		1	100.0 %
Times Counted	663/925	71.7 %	
Total Votes		573	
<b>YES</b>		472	82.37%
<b>NO</b>		101	17.63%

Judge LARRY E. JONES			
		Total	
Number of Precincts		1	
Precincts Reporting		1	100.0 %
Times Counted	663/925	71.7 %	
Total Votes		571	
<b>YES</b>		473	82.84%
<b>NO</b>		98	17.16%

Judge CAROLYN B. McHUGH			
		Total	
Number of Precincts		1	
Precincts Reporting		1	100.0 %
Times Counted	663/925	71.7 %	
Total Votes		575	
<b>YES</b>		472	82.09%
<b>NO</b>		103	17.91%

BOX ELDER COUNTY SCHOOL BOARD DIST 1			
		Total	
Number of Precincts		1	
Precincts Reporting		1	100.0 %
Times Counted	663/925	71.7 %	
Total Votes		578	
<b>CAPENER, LYNN A</b>		574	99.31%
Write-in Votes		4	0.69%



Election Summary Report  
 Box Elder County, Utah  
 General Election  
 November 4, 2008

Date:11/17/08  
 Time:13:17:32  
 Page:3 of 3

Summary For Tremonton West, All Counters, All Races  
 Official Results

Registered Voters 925 - Cards Cast 663 71.68%

Num. Report Precinct 1 - Num. Reporting 1 100.00%

Constitutional Amendment A		Total	
Number of Precincts	1		
Precincts Reporting	1	100.0 %	
Times Counted	663/925	71.7 %	
Total Votes	609		
<b>YES</b>	417	68.47%	
<b>NO</b>	192	31.53%	

PROPOSITION 2		Total	
Number of Precincts	1		
Precincts Reporting	1	100.0 %	
Times Counted	663/925	71.7 %	
Total Votes	655		
<b>FOR</b>	484	73.89%	
<b>AGAINST</b>	171	26.11%	

Constitutional Amendment B		Total	
Number of Precincts	1		
Precincts Reporting	1	100.0 %	
Times Counted	663/925	71.7 %	
Total Votes	600		
<b>YES</b>	374	62.33%	
<b>NO</b>	226	37.67%	

Constitutional Amendment C		Total	
Number of Precincts	1		
Precincts Reporting	1	100.0 %	
Times Counted	663/925	71.7 %	
Total Votes	605		
<b>YES</b>	398	65.79%	
<b>NO</b>	207	34.21%	

Constitutional Amendment D		Total	
Number of Precincts	1		
Precincts Reporting	1	100.0 %	
Times Counted	663/925	71.7 %	
Total Votes	595		
<b>YES</b>	437	73.45%	
<b>NO</b>	158	26.55%	

Constitutional Amendment E		Total	
Number of Precincts	1		
Precincts Reporting	1	100.0 %	
Times Counted	663/925	71.7 %	
Total Votes	612		
<b>YES</b>	245	40.03%	
<b>NO</b>	367	59.97%	

Election Summary Report  
 Box Elder County, Utah  
 General Election  
 November 4, 2008  
 Summary For Willard, All Counters, All Races  
 Official Results

Date:11/17/08  
 Time:13:17:28  
 Page:1 of 3

Registered Voters 1100 - Cards Cast 829 75.36%

Num. Report Precinct 1 - Num. Reporting 1 100.00%

STRAIGHT PARTY			
		Total	
Number of Precincts		1	
Precincts Reporting		1	100.0 %
Times Counted	829/1100	75.4 %	
Total Votes		272	
<b>REPUBLICAN</b>	REP	222	81.62%
DEMOCRATIC	DEM	47	17.28%
LIBERTARIAN	LIB	2	0.74%
CONSTITUTION	CON	1	0.37%

ATTY GENERAL			
		Total	
Number of Precincts		1	
Precincts Reporting		1	100.0 %
Times Counted	829/1100	75.4 %	
Total Votes		795	
<b>SHURTLEFF, MARK L.</b>	REP	639	80.38%
HILL, JEAN WELCH	DEM	129	16.23%
McCULLOUGH, W. ANDRE	LIB	27	3.40%
Write-in Votes		0	0.00%

U.S. PRESIDENT			
		Total	
Number of Precincts		1	
Precincts Reporting		1	100.0 %
Times Counted	829/1100	75.4 %	
Total Votes		822	
<b>McCAIN, JOHN</b>	REP	631	76.76%
OBAMA, BARACK	DEM	163	19.83%
BARR, BOB	LIB	4	0.49%
BALDWIN, CHARLES O	CON	7	0.85%
NADER, RALPH	PF	7	0.85%
LA RIVA, GLORIA	SL	0	0.00%
McKINNEY, CYNTHIA	GRE	1	0.12%
Write-in Votes		9	1.09%

STATE TREASURER			
		Total	
Number of Precincts		1	
Precincts Reporting		1	100.0 %
Times Counted	829/1100	75.4 %	
Total Votes		761	
<b>ELLIS, RICHARD K.</b>	REP	572	75.16%
CLARK, DICK	DEM	188	24.70%
Write-in Votes		1	0.13%

U. S. HOUSE OF REPRESENTATIVE			
		Total	
Number of Precincts		1	
Precincts Reporting		1	100.0 %
Times Counted	829/1100	75.4 %	
Total Votes		802	
<b>BISHOP, ROB</b>	REP	615	76.68%
BOWEN, MORGAN	DEM	151	18.83%
BUCHMAN, JOSEPH GEDD	LIB	13	1.62%
PEARSON, KIRK D	CON	23	2.87%
Write-in Votes		0	0.00%

STATE AUDITOR			
		Total	
Number of Precincts		1	
Precincts Reporting		1	100.0 %
Times Counted	829/1100	75.4 %	
Total Votes		715	
<b>JOHNSON, AUSTON G. 3</b>	REP	550	76.92%
COLLARD, CLARE	DEM	139	19.44%
PROCTOR, RICHARD D	CON	26	3.64%
Write-in Votes		0	0.00%

GOVERNOR			
		Total	
Number of Precincts		1	
Precincts Reporting		1	100.0 %
Times Counted	829/1100	75.4 %	
Total Votes		798	
<b>HUNTSMAN, JON M. JR</b>	REP	684	85.71%
SPRINGMEYER, BOB	DEM	95	11.90%
SCHANZE, DELL	LIB	18	2.26%
Write-in Votes		1	0.13%

UTAH STATE HOUSE OF REPRESENTATIVES2			
		Total	
Number of Precincts		1	
Precincts Reporting		1	100.0 %
Times Counted	829/1100	75.4 %	
Total Votes		778	
<b>FERRY, BEN C.</b>	REP	641	82.39%
EDWARDS, TOM	CON	136	17.48%
Write-in Votes		1	0.13%

UTAH STATE SCHOOL BOARD OF EDUCATION			
		Total	
Number of Precincts		1	
Precincts Reporting		1	100.0 %
Times Counted	829/1100	75.4 %	
Total Votes		665	
<b>LOCKE, SHELLY</b>		404	60.75%
ASHLIMAN, SUSIE CAMP		260	39.10%
Write-in Votes		1	0.15%

Election Summary Report  
 Box Elder County, Utah  
 General Election  
 November 4, 2008  
 Summary For Willard, All Counters, All Races  
 Official Results

Date:11/17/08  
 Time:13:17:28  
 Page:2 of 3

Registered Voters 1100 - Cards Cast 829 75.36%

Num. Report Precinct 1 - Num. Reporting 1 100.00%

BOX ELDER COUNTY COMMISSION SEAT C			
		Total	
Number of Precincts		1	
Precincts Reporting		1	100.0 %
Times Counted	829/1100	75.4 %	
Total Votes		790	
<b>SHAFFER, BRIAN K.</b>	REP	492	62.28%
ANDERSON, ELI H.	DEM	264	33.42%
PHIPPS, LEE	CON	33	4.18%
Write-in Votes		1	0.13%

Judge GREGORY K. ORME			
		Total	
Number of Precincts		1	
Precincts Reporting		1	100.0 %
Times Counted	829/1100	75.4 %	
Total Votes		713	
<b>YES</b>		584	81.91%
<b>NO</b>		129	18.09%

Judge RUSSELL W. BENCH			
		Total	
Number of Precincts		1	
Precincts Reporting		1	100.0 %
Times Counted	829/1100	75.4 %	
Total Votes		718	
<b>YES</b>		598	83.29%
<b>NO</b>		120	16.71%

Judge BEN H. HADFIELD			
		Total	
Number of Precincts		1	
Precincts Reporting		1	100.0 %
Times Counted	829/1100	75.4 %	
Total Votes		756	
<b>YES</b>		620	82.01%
<b>NO</b>		136	17.99%

Judge JAMES Z. DAVIS			
		Total	
Number of Precincts		1	
Precincts Reporting		1	100.0 %
Times Counted	829/1100	75.4 %	
Total Votes		710	
<b>YES</b>		578	81.41%
<b>NO</b>		132	18.59%

Judge THOMAS L. WILLMORE			
		Total	
Number of Precincts		1	
Precincts Reporting		1	100.0 %
Times Counted	829/1100	75.4 %	
Total Votes		722	
<b>YES</b>		590	81.72%
<b>NO</b>		132	18.28%

Judge PAMELA T. GREENWOOD			
		Total	
Number of Precincts		1	
Precincts Reporting		1	100.0 %
Times Counted	829/1100	75.4 %	
Total Votes		717	
<b>YES</b>		601	83.82%
<b>NO</b>		116	16.18%

Judge LARRY E. JONES			
		Total	
Number of Precincts		1	
Precincts Reporting		1	100.0 %
Times Counted	829/1100	75.4 %	
Total Votes		721	
<b>YES</b>		598	82.94%
<b>NO</b>		123	17.06%

Judge CAROLYN B. McHUGH			
		Total	
Number of Precincts		1	
Precincts Reporting		1	100.0 %
Times Counted	829/1100	75.4 %	
Total Votes		718	
<b>YES</b>		588	81.89%
<b>NO</b>		130	18.11%

Constitutional Amendment A			
		Total	
Number of Precincts		1	
Precincts Reporting		1	100.0 %
Times Counted	829/1100	75.4 %	
Total Votes		765	
<b>YES</b>		540	70.59%
<b>NO</b>		225	29.41%

Election Summary Report  
 Box Elder County, Utah  
 General Election  
 November 4, 2008  
 Summary For Willard, All Counters, All Races  
 Official Results

Date:11/17/08  
 Time:13:17:28  
 Page:3 of 3

Registered Voters 1100 - Cards Cast 829 75.36%

Num. Report Precinct 1 - Num. Reporting 1 100.00%

Constitutional Amendment B		Total	
Number of Precincts		1	
Precincts Reporting		1	100.0 %
Times Counted	829/1100		75.4 %
Total Votes		760	
<b>YES</b>		463	60.92%
<b>NO</b>		297	39.08%

Constitutional Amendment C		Total	
Number of Precincts		1	
Precincts Reporting		1	100.0 %
Times Counted	829/1100		75.4 %
Total Votes		761	
<b>YES</b>		481	63.21%
<b>NO</b>		280	36.79%

Constitutional Amendment D		Total	
Number of Precincts		1	
Precincts Reporting		1	100.0 %
Times Counted	829/1100		75.4 %
Total Votes		753	
<b>YES</b>		544	72.24%
<b>NO</b>		209	27.76%

Constitutional Amendment E		Total	
Number of Precincts		1	
Precincts Reporting		1	100.0 %
Times Counted	829/1100		75.4 %
Total Votes		749	
<b>YES</b>		298	39.79%
<b>NO</b>		451	60.21%

PROPOSITION 2		Total	
Number of Precincts		1	
Precincts Reporting		1	100.0 %
Times Counted	829/1100		75.4 %
Total Votes		802	
<b>FOR</b>		421	52.49%
<b>AGAINST</b>		381	47.51%

Election Summary Report  
 Box Elder County, Utah  
 General Election  
 November 4, 2008  
 Summary For Yost, All Counters, All Races  
 Official Results

Date:11/17/08  
 Time:13:17:24  
 Page:1 of 3

Registered Voters 33 - Cards Cast 31 93.94%

Num. Report Precinct 1 - Num. Reporting 1 100.00%

STRAIGHT PARTY			
		Total	
Number of Precincts		1	
Precincts Reporting		1	100.0 %
Times Counted	31/33	93.9 %	
Total Votes		11	
<b>REPUBLICAN</b>	REP	9	81.82%
DEMOCRATIC	DEM	2	18.18%
LIBERTARIAN	LIB	0	0.00%
CONSTITUTION	CON	0	0.00%

ATTY GENERAL			
		Total	
Number of Precincts		1	
Precincts Reporting		1	100.0 %
Times Counted	31/33	93.9 %	
Total Votes		31	
<b>SHURTLEFF, MARK L.</b>	REP	25	80.65%
HILL, JEAN WELCH	DEM	5	16.13%
McCULLOUGH, W. ANDRE	LIB	1	3.23%
Write-in Votes		0	0.00%

U.S. PRESIDENT			
		Total	
Number of Precincts		1	
Precincts Reporting		1	100.0 %
Times Counted	31/33	93.9 %	
Total Votes		30	
<b>McCAIN, JOHN</b>	REP	28	93.33%
OBAMA, BARACK	DEM	2	6.67%
BARR, BOB	LIB	0	0.00%
BALDWIN, CHARLES O	CON	0	0.00%
NADER, RALPH	PF	0	0.00%
LA RIVA, GLORIA	SL	0	0.00%
McKINNEY, CYNTHIA	GRE	0	0.00%
Write-in Votes		0	0.00%

STATE TREASURER			
		Total	
Number of Precincts		1	
Precincts Reporting		1	100.0 %
Times Counted	31/33	93.9 %	
Total Votes		30	
<b>ELLIS, RICHARD K.</b>	REP	24	80.00%
CLARK, DICK	DEM	6	20.00%
Write-in Votes		0	0.00%

U. S. HOUSE OF REPRESENTATIVE			
		Total	
Number of Precincts		1	
Precincts Reporting		1	100.0 %
Times Counted	31/33	93.9 %	
Total Votes		31	
<b>BISHOP, ROB</b>	REP	26	83.87%
BOWEN, MORGAN	DEM	4	12.90%
BUCHMAN, JOSEPH GEDD	LIB	0	0.00%
PEARSON, KIRK D	CON	1	3.23%
Write-in Votes		0	0.00%

STATE AUDITOR			
		Total	
Number of Precincts		1	
Precincts Reporting		1	100.0 %
Times Counted	31/33	93.9 %	
Total Votes		25	
<b>JOHNSON, AUSTON G. 3</b>	REP	21	84.00%
COLLARD, CLARE	DEM	3	12.00%
PROCTOR, RICHARD D	CON	1	4.00%
Write-in Votes		0	0.00%

GOVERNOR			
		Total	
Number of Precincts		1	
Precincts Reporting		1	100.0 %
Times Counted	31/33	93.9 %	
Total Votes		31	
<b>HUNTSMAN, JON M. JR</b>	REP	28	90.32%
SPRINGMEYER, BOB	DEM	2	6.45%
SCHANZE, DELL	LIB	1	3.23%
Write-in Votes		0	0.00%

UTAH STATE HOUSE OF REPRESENTATIVES1			
		Total	
Number of Precincts		1	
Precincts Reporting		1	100.0 %
Times Counted	31/33	93.9 %	
Total Votes		30	
<b>MENLOVE, RONDA RUDD</b>	REP	26	86.67%
MORGAN, BILLY R.	DEM	4	13.33%
Write-in Votes		0	0.00%

UTAH STATE SCHOOL BOARD OF EDUCATION			
		Total	
Number of Precincts		1	
Precincts Reporting		1	100.0 %
Times Counted	31/33	93.9 %	
Total Votes		15	
<b>LOCKE, SHELLY</b>		8	53.33%
ASHLIMAN, SUSIE CAMP		7	46.67%
Write-in Votes		0	0.00%

Election Summary Report  
 Box Elder County, Utah  
 General Election  
 November 4, 2008  
 Summary For Yost, All Counters, All Races  
 Official Results

Date:11/17/08  
 Time:13:17:24  
 Page:2 of 3

Registered Voters 33 - Cards Cast 31 93.94%

Num. Report Precinct 1 - Num. Reporting 1 100.00%

BOX ELDER COUNTY COMMISSION SEAT C			
		Total	
Number of Precincts		1	
Precincts Reporting		1	100.0 %
Times Counted	31/33	93.9 %	
Total Votes		30	
<b>SHAFFER, BRIAN K.</b>	REP	25	83.33%
ANDERSON, ELI H.	DEM	4	13.33%
PHIPPS, LEE	CON	1	3.33%
Write-in Votes		0	0.00%

Judge GREGORY K. ORME			
		Total	
Number of Precincts		1	
Precincts Reporting		1	100.0 %
Times Counted	31/33	93.9 %	
Total Votes		23	
<b>YES</b>		19	82.61%
<b>NO</b>		4	17.39%

Judge RUSSELL W. BENCH			
		Total	
Number of Precincts		1	
Precincts Reporting		1	100.0 %
Times Counted	31/33	93.9 %	
Total Votes		23	
<b>YES</b>		19	82.61%
<b>NO</b>		4	17.39%

Judge BEN H. HADFIELD			
		Total	
Number of Precincts		1	
Precincts Reporting		1	100.0 %
Times Counted	31/33	93.9 %	
Total Votes		24	
<b>YES</b>		21	87.50%
<b>NO</b>		3	12.50%

Judge JAMES Z. DAVIS			
		Total	
Number of Precincts		1	
Precincts Reporting		1	100.0 %
Times Counted	31/33	93.9 %	
Total Votes		22	
<b>YES</b>		18	81.82%
<b>NO</b>		4	18.18%

Judge THOMAS L. WILLMORE			
		Total	
Number of Precincts		1	
Precincts Reporting		1	100.0 %
Times Counted	31/33	93.9 %	
Total Votes		23	
<b>YES</b>		20	86.96%
<b>NO</b>		3	13.04%

Judge PAMELA T. GREENWOOD			
		Total	
Number of Precincts		1	
Precincts Reporting		1	100.0 %
Times Counted	31/33	93.9 %	
Total Votes		20	
<b>YES</b>		18	90.00%
<b>NO</b>		2	10.00%

Judge LARRY E. JONES			
		Total	
Number of Precincts		1	
Precincts Reporting		1	100.0 %
Times Counted	31/33	93.9 %	
Total Votes		22	
<b>YES</b>		19	86.36%
<b>NO</b>		3	13.64%

Judge CAROLYN B. McHUGH			
		Total	
Number of Precincts		1	
Precincts Reporting		1	100.0 %
Times Counted	31/33	93.9 %	
Total Votes		23	
<b>YES</b>		20	86.96%
<b>NO</b>		3	13.04%

BOX ELDER COUNTY SCHOOL BOARD DIST 2			
		Total	
Number of Precincts		1	
Precincts Reporting		1	100.0 %
Times Counted	31/33	93.9 %	
Total Votes		22	
<b>ARCHIBALD, CONNIE J.</b>		22	100.00%
Write-in Votes		0	0.00%

Election Summary Report  
 Box Elder County, Utah  
 General Election  
 November 4, 2008  
 Summary For Yost, All Counters, All Races  
 Official Results

Date:11/17/08  
 Time:13:17:24  
 Page:3 of 3

Registered Voters 33 - Cards Cast 31 93.94%

Num. Report Precinct 1 - Num. Reporting 1 100.00%

Constitutional Amendment A		Total
Number of Precincts	1	
Precincts Reporting	1	100.0 %
Times Counted	31/33	93.9 %
Total Votes	21	
<b>YES</b>	13	61.90%
<b>NO</b>	8	38.10%

PROPOSITION 2		Total
Number of Precincts	1	
Precincts Reporting	1	100.0 %
Times Counted	31/33	93.9 %
Total Votes	25	
<b>FOR</b>	19	76.00%
<b>AGAINST</b>	6	24.00%

Constitutional Amendment B		Total
Number of Precincts	1	
Precincts Reporting	1	100.0 %
Times Counted	31/33	93.9 %
Total Votes	20	
<b>YES</b>	5	25.00%
<b>NO</b>	15	75.00%

Constitutional Amendment C		Total
Number of Precincts	1	
Precincts Reporting	1	100.0 %
Times Counted	31/33	93.9 %
Total Votes	22	
<b>YES</b>	8	36.36%
<b>NO</b>	14	63.64%

Constitutional Amendment D		Total
Number of Precincts	1	
Precincts Reporting	1	100.0 %
Times Counted	31/33	93.9 %
Total Votes	20	
<b>YES</b>	13	65.00%
<b>NO</b>	7	35.00%

Constitutional Amendment E		Total
Number of Precincts	1	
Precincts Reporting	1	100.0 %
Times Counted	31/33	93.9 %
Total Votes	22	
<b>YES</b>	2	9.09%
<b>NO</b>	20	90.91%

STATEWIDE AUDIT LOG SUMMARY REPORT

Please complete this form and submit it to the lieutenant governor's office with your canvassers' report

Jurisdiction: Brigham City USU Innovation Center

Election date: November 4 2008

Total number of machines audited: 1

Total number of audited machines that were also used during Early Voting: 0

Yes  No

Did any tape seals on the journal tape canisters show evidence of tampering?  
If yes, attach a copy of the audit log for all the applicable canisters

Yes  No

Did the hand-counted vote totals match the machine-counted totals for all ballot propositions and partisan offices?  
If no, attach copies of the audit log for all the applicable voting machines

Paul H. Hays  
Election Officer

11-7-08

Date

Nov. 7, 2008  
Nov. 7, 2008



JOURNAL TAPE SUMMARY REPORT

Please complete this form and submit it to the lieutenant governor's office with your canvassers' report

Jurisdiction: Brigham City, usu innovation Center

Election date: Nov. 4, 2008

Number of voting machines used: 70

Number of journal tape canisters used: 1

Were tamper evident tape seals affixed to all journal tape canisters?

Yes  No

Did all voting machine serial numbers match when the canisters were installed and removed?

Yes  No

If no, attach copies of the journal tape logs for all the applicable canisters.

Did any tape seals on the journal tape canisters show evidence of tampering?

Yes  No

If yes, attach copies of the journal tape logs for the applicable canisters.

[Signature]  
Election Officer

[Signature]

[Signature]

Nov. 7, 2008  
Date

11-7-08

Nov. 7, 2008

**Election Summary Report**  
**Box Elder County, Utah**  
**General Election**  
**November 4, 2008**  
**Summary For Jurisdiction Wide, All Counters, All Races**  
**audit**

Date: 11/07/08  
 Time: 10:44:54  
 Page: 1 of 4

Registered Voters 27412 - Cards Cast 0 0.00%      Num. Report Precinct 54 - Num. Reporting 0 0.00%

<b>STRAIGHT PARTY</b>	
Number of Precincts	54
Precincts Reporting	0 0.0 %
Times Counted	0/27412 0.0 %
Total Votes	0
REPUBLICAN	REP 0
DEMOCRATIC	DEM 0
LIBERTARIAN	LIB 0
CONSTITUTION	CON 0

<b>U.S. PRESIDENT</b>	
Number of Precincts	54
Precincts Reporting	0 0.0 %
Times Counted	0/27412 0.0 %
Total Votes	0
McCain, John	REP 0
Obama, Barack	DEM 0
Barack, Bob	LIB 0
Baldwin, Charles O	CON 0
Nader, Ralph	PF 0
La Riva, Gloria	SL 0
McKinney, Cynthia	GRE 0
Write-in Votes	0

<b>U.S. HOUSE OF REPRESENTATIVE</b>	
Number of Precincts	54
Precincts Reporting	0 0.0 %
Times Counted	0/27412 0.0 %
Total Votes	0
Bishop, Rob	REP 0
Bowen, Morgan	DEM 0
Buchman, Joseph Gedlib	N/A 0
Pearson, Kirk D	CON 0
Write-in Votes	0

<b>GOVERNOR</b>	
Number of Precincts	54
Precincts Reporting	0 0.0 %
Times Counted	0/27412 0.0 %
Total Votes	0
Huntsman, Jon M. Jr	REP 0
Springmeyer, Bob	DEM 0
Schanze, Dell	LIB 0
Write-in Votes	0

<b>ATTY GENERAL</b>	
Number of Precincts	54
Precincts Reporting	0 0.0 %
Times Counted	0/27412 0.0 %
Total Votes	0
Shurtleff, Mark L.	REP 0
Hill, Jean Welch	DEM 0
McCullough, W. Andrlib	N/A 0
Write-in Votes	0

<b>STATE TREASURER</b>	
Number of Precincts	54
Precincts Reporting	0 0.0 %
Times Counted	0/27412 0.0 %
Total Votes	0
Ellis, Richard K.	REP 0
Clark, Dick	DEM 0
Write-in Votes	0

<b>STATE AUDITOR</b>	
Number of Precincts	54
Precincts Reporting	0 0.0 %
Times Counted	0/27412 0.0 %
Total Votes	0
Johnson, Auston G. 3	REP 0
Collard, Clare	DEM 0
Proctor, Richard D	CON 0
Write-in Votes	0

<b>UTAH STATE HOUSE OF REPRESENTATIVES I</b>	
Number of Precincts	29
Precincts Reporting	0 0.0 %
Times Counted	0/10380 0.0 %
Total Votes	0
Menlove, Ronda Rudrep	N/A 0
Morgan, Billy R.	DEM 0
Write-in Votes	0

*James Clark*  
*[Signature]*

Election Summary Report  
 Box Elder County, Utah  
 General Election  
 November 4, 2008

Date:11/07/08  
 Time:10:44:55  
 Page:2 of 4

Summary For Jurisdiction Wide, All Counters, All Races  
 audit

Registered Voters 27412 - Cards Cast 0 0.00%

Num. Report Precinct 54 - Num. Reporting 0 0.00%

UTAH STATE HOUSE OF REPRESENTATIVES2			
	Total		
Number of Precincts	25		
Precincts Reporting	0	0.0 %	
Times Counted	0/17032	0.0 %	
Total Votes	0		
FERRY, BEN C.	REP	0	N/A
EDWARDS, TOM	CON	0	N/A
Write-in Votes	0		N/A

Judge PAMELA T. GREENWOOD			
	Total		
Number of Precincts	54		
Precincts Reporting	0	0.0 %	
Times Counted	0/27412	0.0 %	
Total Votes	0		
YES	0		N/A
NO	0		N/A

UTAH STATE SCHOOL BOARD OF EDUCATION			
	Total		
Number of Precincts	54		
Precincts Reporting	0	0.0 %	
Times Counted	0/27412	0.0 %	
Total Votes	0		
LOCKE, SHELLY		0	N/A
ASHLIMAN, SUSIE CAMF		0	N/A
Write-in Votes	0		N/A

Judge CAROLYN B. McHUGH			
	Total		
Number of Precincts	54		
Precincts Reporting	0	0.0 %	
Times Counted	0/27412	0.0 %	
Total Votes	0		
YES	0		N/A
NO	0		N/A

BOX ELDER COUNTY COMMISSION SEAT C			
	Total		
Number of Precincts	54		
Precincts Reporting	0	0.0 %	
Times Counted	0/27412	0.0 %	
Total Votes	0		
SHAFFER, BRIAN K.	REP	0	N/A
ANDERSON, ELI H.	DEM	0	N/A
PHIPPS, LEE	CON	0	N/A
Write-in Votes	0		N/A

Judge GREGORY K. ORME			
	Total		
Number of Precincts	54		
Precincts Reporting	0	0.0 %	
Times Counted	0/27412	0.0 %	
Total Votes	0		
YES	0		N/A
NO	0		N/A

Judge RUSSELL W. BENCH			
	Total		
Number of Precincts	54		
Precincts Reporting	0	0.0 %	
Times Counted	0/27412	0.0 %	
Total Votes	0		
YES	0		N/A
NO	0		N/A

Judge BEN H. HADFIELD			
	Total		
Number of Precincts	54		
Precincts Reporting	0	0.0 %	
Times Counted	0/27412	0.0 %	
Total Votes	0		
YES	0		N/A
NO	0		N/A

Judge JAMES Z. DAVIS			
	Total		
Number of Precincts	54		
Precincts Reporting	0	0.0 %	
Times Counted	0/27412	0.0 %	
Total Votes	0		
YES	0		N/A
NO	0		N/A

Judge THOMAS L. WILLMORE			
	Total		
Number of Precincts	54		
Precincts Reporting	0	0.0 %	
Times Counted	0/27412	0.0 %	
Total Votes	0		
YES	0		N/A
NO	0		N/A

Election Summary Report  
 Box Elder County, Utah  
 General Election  
 November 4, 2008

Date:11/07/08  
 Time:10:44:55  
 Page:3 of 4

Summary For Jurisdiction Wide, All Counters, All Races  
 audit

Registered Voters 27412 - Cards Cast 0 0.00%

Num. Report Precinct 54 - Num. Reporting 0 0.00%

Judge LARRY E. JONES		
	Total	
Number of Precincts	54	
Precincts Reporting	0	0.0 %
Times Counted	0/27412	0.0 %
Total Votes	0	
YES	0	N/A
NO	0	N/A

Constitutional Amendment A		
	Total	
Number of Precincts	54	
Precincts Reporting	0	0.0 %
Times Counted	0/27412	0.0 %
Total Votes	0	
YES	0	N/A
NO	0	N/A

BOX ELDER COUNTY SCHOOL BOARD DIST 1		
	Total	
Number of Precincts	11	
Precincts Reporting	0	0.0 %
Times Counted	0/3967	0.0 %
Total Votes	0	
CAPENER, LYNN A	0	N/A
Write-in Votes	0	N/A

Constitutional Amendment B		
	Total	
Number of Precincts	54	
Precincts Reporting	0	0.0 %
Times Counted	0/27412	0.0 %
Total Votes	0	
YES	0	N/A
NO	0	N/A

BOX ELDER COUNTY SCHOOL BOARD DIST 2		
	Total	
Number of Precincts	10	
Precincts Reporting	0	0.0 %
Times Counted	0/4391	0.0 %
Total Votes	0	
ARCHIBALD, CONNIE J.	0	N/A
Write-in Votes	0	N/A

Constitutional Amendment C		
	Total	
Number of Precincts	54	
Precincts Reporting	0	0.0 %
Times Counted	0/27412	0.0 %
Total Votes	0	
YES	0	N/A
NO	0	N/A

BOX ELDER COUNTY SCHOOL BOARD DIST 5		
	Total	
Number of Precincts	5	
Precincts Reporting	0	0.0 %
Times Counted	0/3414	0.0 %
Total Votes	0	
KENNEDY, NANCY	0	N/A
Write-in Votes	0	N/A

Constitutional Amendment D		
	Total	
Number of Precincts	54	
Precincts Reporting	0	0.0 %
Times Counted	0/27412	0.0 %
Total Votes	0	
YES	0	N/A
NO	0	N/A

BOX ELDER COUNTY SCHOOL BOARD DIST 6		
	Total	
Number of Precincts	4	
Precincts Reporting	0	0.0 %
Times Counted	0/3224	0.0 %
Total Votes	0	
JONES, EVE I	0	N/A
SMITH, BRYAN DEE	0	N/A
Write-in Votes	0	N/A

Constitutional Amendment E		
	Total	
Number of Precincts	54	
Precincts Reporting	0	0.0 %
Times Counted	0/27412	0.0 %
Total Votes	0	
YES	0	N/A
NO	0	N/A

Election Summary Report  
 Box Elder County, Utah  
 General Election  
 November 4, 2008

Date:11/07/08  
 Time:10:44:55  
 Page:4 of 4

Summary For Jurisdiction Wide, All Counters, All Races  
 audit

Registered Voters 27412 - Cards Cast 0 0.00%

Num. Report Precinct 54 - Num. Reporting 0 0.00%

PROPOSITION 2		
	Total	
Number of Precincts	54	
Precincts Reporting	0	0.0 %
Times Counted	0/27412	0.0 %
Total Votes	0	
FOR	0	N/A
AGAINST	0	N/A

PROPOSITION 8		
	Total	
Number of Precincts	10	
Precincts Reporting	0	0.0 %
Times Counted	0/3788	0.0 %
Total Votes	0	
FOR	0	N/A
AGAINST	0	N/A

PROPOSITION 9		
	Total	
Number of Precincts	10	
Precincts Reporting	0	0.0 %
Times Counted	0/3788	0.0 %
Total Votes	0	
FOR	0	N/A
AGAINST	0	N/A

	1	2	3	4	5	6	7	8	9	10	11	12	13	14	15	16	17	18	19	20	21	22	23	24	25	26	27
Straight Ball	REPUBLICAN								1	1		1										1			1	1	
	DEMOCRATIC																			1	1						
	LIBERTARIAN																										
	CONSTITUTION																										
President	McCain		1	1	1	1		1		1	1	1	1		1	1		1	1		1	1	1	1	1	1	1
	Obama	1																		1	1						
	Barr						1																				
	Baldwin																										
	Nader																										
	La Riva																										
	McKinney																1										
	Write-in													1													
House US	Bishop	1	1	1	1	1		1	1	1	1	1						1	1		1	1	1	1	1	1	1
	Bowen					1									1					1	1						
	Buchman							1							1	1											
	Pearson																										
Governor	Huntsman Jr.	1	1	1	1	1	1		1	1	1	1	1	1	1	1	1	1			1	1	1	1	1	1	1
	Springmeyer							1												1	1						
	Schanze																										
	Write-in																										
Attorney	Shurtleff	1	1	1	1	1	1		1	1	1	1	1	1	1	1	1	1			1	1	1	1	1	1	1
	Hill							1												1	1						
	McCullough																										
	Write-in																										
Treasurer	Ellis	1	1	1	1				1	1	1	1	1	1	1	1	1				1	1			1	1	1
	Clark					1	1	1												1	1	1		1			
	Write-in																										
	Auditor	Johnson III	1	1	1	1				1	1	1	1	1	1	1	1	1				1	1	1	1	1	1
Collard						1		1												1	1	1		1			
Proctor																											
Write-in																											
House U	Ferry	1	1	1	1	1	1	1	1	1	1	1	1	1	1	1	1	1			1	1	1	1	1	1	1
	Edwards																			1	1						
	Write-in																										
School U	Locke	1		1	1	1		1	1	1	1	1	1	1	1	1	1	1			1	1	1	1	1	1	1
	Ashliman						1										1		1	1	1						
	Write-in																										
Commission	Shaffer	1	1	1	1		1	1	1	1	1	1	1	1	1	1	1	1			1	1	1	1	1	1	1
	Anderson					1		1										1	1	1	1		1	1			1
	Phipps																										
	Write-in																										
Bench Davis	YES	1		1	1	1	1	1	1	1	1	1	1	1	1	1	1	1	1	1	1	1	1	1	1	1	1
	NO														1						1						
Green McHugh	YES	1		1	1	1	1	1	1	1	1	1	1	1	1	1	1	1	1	1	1	1	1	1	1	1	1
	NO						1		1		1	1	1	1	1	1	1	1	1	1	1	1	1	1	1	1	1
Orme Hadri	YES	1		1	1	1	1	1	1	1	1	1	1	1	1	1	1	1	1	1	1	1	1	1	1	1	1
	NO						1										1	1			1						1
William Jones	YES	1		1	1	1	1	1	1	1	1	1	1	1	1	1	1	1	1	1	1	1	1	1	1	1	1
	NO							1		1																	
5	Kennedy							1	1	1							1	1		1				1	1		
6	Write-in																										
	Jones	1														1											
	Write-in																										

*Madalynne*  
*Seneca Child*  
*Chris*

A YES	1	1		1	1		1	1	1	1	1	1	1		1	1	1	1	1		1	1	1	1	
NO			1			1															1		1		
B YES	1	1			1			1	1	1	1	1	1		1	1	1	1	1		1	1		1	
NO			1	1		1	1							1			1				1		1		1
C YES	1	1	1	1	1	1	1	1	1	1	1	1	1		1	1	1	1	1		1	1	1	1	
NO							1						1				1				1		1		
D YES	1	1	1	1	1	1	1	1	1	1	1	1	1		1	1	1	1	1		1	1	1	1	
NO							1	1					1				1				1		1		
E YES									1	1	1				1	1	1	1	1		1	1	1	1	
NO	1	1	1	1	1	1	1	1				1	1	1		1	1	1	1		1	1		1	
2 FOR			1	1	1			1	1	1		1	1	1		1	1	1	1		1	1		1	
AGAINST	1	1				1	1	1		1							1	1			1		1	1	1





1		1	1	1	1	1	1	1	27
1	1	1					1	1	8
<hr/>									
					1	1	1	1	20
1	1	1	1	1					14
<hr/>									
1		1			1	1	1	1	26
	1		1	1					8
<hr/>									
		1		1	1	1	1	1	26
	1		1						7
<hr/>									
					1			1	11
1	1	1	1	1	1	1		1	24
<hr/>									
1	1	1	1		1	1		1	21
			1			1	1		16
<hr/>									

**Election Summary Report**  
**Box Elder County, Utah**  
**General Election**  
**November 4, 2008**

Date: 11/07/08  
 Time: 10:47:43  
 Page: 1 of 4

**Summary For Jurisdiction Wide, All Counters, All Races**  
**audit**

Registered Voters 27412 - Cards Cast 38 0.14%

Num. Report Precinct 54 - Num. Reporting 14 25.93%

STRAIGHT PARTY			
		Total	
Number of Precincts		54	
Precincts Reporting		14	25.9 %
Times Counted		38/27412	0.1 %
Total Votes		10	
REPUBLICAN	REP	✓ 8	80.00%
DEMOCRATIC	DEM	✓ 2	20.00%
LIBERTARIAN	LIB	0	0.00%
CONSTITUTION	CON	0	0.00%

ATTY GENERAL			
		Total	
Number of Precincts		54	
Precincts Reporting		14	25.9 %
Times Counted		38/27412	0.1 %
Total Votes		36	
SHURTLEFF, MARK L.	REP	✓ 32	88.89%
HILL, JEAN WELCH	DEM	✓ 4	11.11%
McCULLOUGH, W. ANDRLIB		0	0.00%
Write-in Votes		0	0.00%

U.S. PRESIDENT			
		Total	
Number of Precincts		54	
Precincts Reporting		14	25.9 %
Times Counted		38/27412	0.1 %
Total Votes		37	
McCAIN, JOHN	REP	✓ 30	81.08%
OBAMA, BARACK	DEM	✓ 4	10.81%
BARR, BOB	LIB	✓ 1	2.70%
BALDWIN, CHARLES O	CON	0	0.00%
NADER, RALPH	PE	0	0.00%
LA RIVA, GLORIA	SL	0	0.00%
McKINNEY, CYNTHIA	GRE	✓ 1	2.70%
Write-in Votes		✓ 1	2.70%

STATE TREASURER			
		Total	
Number of Precincts		54	
Precincts Reporting		14	25.9 %
Times Counted		38/27412	0.1 %
Total Votes		33	
ELLIS, RICHARD K.	REP	✓ 24	72.73%
CLARK, DICK	DEM	✓ 9	27.27%
Write-in Votes		0	0.00%

U. S. HOUSE OF REPRESENTATIVE			
		Total	
Number of Precincts		54	
Precincts Reporting		14	25.9 %
Times Counted		38/27412	0.1 %
Total Votes		36	
BISHOP, ROB	REP	✓ 29	80.56%
BOWEN, MORGAN	DEM	✓ 4	11.11%
BUCHMAN, JOSEPH GEDLIB		✓ 3	8.33%
PEARSON, KIRK D	CON	0	0.00%
Write-in Votes		0	0.00%

STATE AUDITOR			
		Total	
Number of Precincts		54	
Precincts Reporting		14	25.9 %
Times Counted		38/27412	0.1 %
Total Votes		33	
JOHNSON, AUSTON G. 3	REP	✓ 25	75.76%
COLLARD, CLARE	DEM	7	21.21%
PROCTOR, RICHARD D	CON	✓ 1	3.03%
Write-in Votes		0	0.00%

GOVERNOR			
		Total	
Number of Precincts		54	
Precincts Reporting		14	25.9 %
Times Counted		38/27412	0.1 %
Total Votes		36	
HUNTSMAN, JON M. JR	REP	✓ 33	91.67%
SPRINGMEYER, BOB	DEM	✓ 3	8.33%
SCHANZE, DELL	LIB	0	0.00%
Write-in Votes		0	0.00%

UTAH STATE HOUSE OF REPRESENTATIVES I			
		Total	
Number of Precincts		29	
Precincts Reporting		0	0.0 %
Times Counted		0/10380	0.0 %
Total Votes		0	
MENLOVE, RONDA RUDREP		0	N/A
MORGAN, BILLY R.	DEM	0	N/A
Write-in Votes		0	N/A

*Denise Child*  
*Wanda [unclear]*  
*Chad [unclear]*

**Election Summary Report**  
**Box Elder County, Utah**  
**General Election**  
**November 4, 2008**

Date: 11/07/08  
 Time: 10:47:43  
 Page: 2 of 4

**Summary For Jurisdiction Wide, All Counters, All Races**  
**audit**

Registered Voters 27412 - Cards Cast 38 0.14%

Num. Report Precinct 54 - Num. Reporting 14 25.93%

<b>UTAH STATE HOUSE OF REPRESENTATIVES2</b>			
	<b>Total</b>		
Number of Precincts	25		
Precincts Reporting	14	56.0 %	
Times Counted	38/17032	0.2 %	
Total Votes	35		
FERRY, BEN C.	REP	✓ 32	91.43%
EDWARDS, TOM	CON	✓ 3	8.57%
Write-in Votes	0	0.00%	

<b>Judge PAMELA T. GREENWOOD</b>			
	<b>Total</b>		
Number of Precincts	54		
Precincts Reporting	14	25.9 %	
Times Counted	38/27412	0.1 %	
Total Votes	30		
<del>YES</del>	<del>28</del>	<del>93.33%</del>	
NO	✓ 2	6.67%	

<b>UTAH STATE SCHOOL BOARD OF EDUCATION</b>			
	<b>Total</b>		
Number of Precincts	54		
Precincts Reporting	14	25.9 %	
Times Counted	38/27412	0.1 %	
Total Votes	28		
LOCKE, SHELLY	✓ 20	71.43%	
ASHLIMAN, SUSIE CAMF	✓ 8	28.57%	
Write-in Votes	0	0.00%	

<b>Judge CAROLYN B. McHUGH</b>			
	<b>Total</b>		
Number of Precincts	54		
Precincts Reporting	14	25.9 %	
Times Counted	38/27412	0.1 %	
Total Votes	30		
YES	✓ 24	80.00%	
NO	✓ 6	20.00%	

<b>BOX ELDER COUNTY COMMISSION SEAT C</b>			
	<b>Total</b>		
Number of Precincts	54		
Precincts Reporting	14	25.9 %	
Times Counted	38/27412	0.1 %	
Total Votes	34		
SHAFFER, BRIAN K.	REP	22	64.71%
ANDERSON, ELI H.	DEM	11	32.35%
PHIPPS, LEE	CON	✓ 1	2.94%
Write-in Votes	0	0.00%	

<b>Judge GREGORY K. ORME</b>			
	<b>Total</b>		
Number of Precincts	54		
Precincts Reporting	14	25.9 %	
Times Counted	38/27412	0.1 %	
Total Votes	30		
YES	✓ 28	93.33%	
NO	✓ 2	6.67%	

<b>Judge RUSSELL W. BENCH</b>			
	<b>Total</b>		
Number of Precincts	54		
Precincts Reporting	14	25.9 %	
Times Counted	38/27412	0.1 %	
Total Votes	32		
YES	29	90.63%	
NO	✓ 3	9.38%	

<b>Judge BEN H. HADFIELD</b>			
	<b>Total</b>		
Number of Precincts	54		
Precincts Reporting	14	25.9 %	
Times Counted	38/27412	0.1 %	
Total Votes	32		
YES	✓ 26	81.25%	
NO	✓ 6	18.75%	

<b>Judge JAMES Z. DAVIS</b>			
	<b>Total</b>		
Number of Precincts	54		
Precincts Reporting	14	25.9 %	
Times Counted	38/27412	0.1 %	
Total Votes	32		
YES	29	90.63%	
NO	3	9.38%	

<b>Judge THOMAS L. WILLMORE</b>			
	<b>Total</b>		
Number of Precincts	54		
Precincts Reporting	14	25.9 %	
Times Counted	38/27412	0.1 %	
Total Votes	31		
YES	27	87.10%	
NO	✓ 4	12.90%	

**Election Summary Report**  
**Box Elder County, Utah**  
**General Election**  
**November 4, 2008**

Date: 11/07/08  
 Time: 10:47:43  
 Page: 3 of 4

**Summary For Jurisdiction Wide, All Counters, All Races**  
**audit**

Registered Voters 27412 - Cards Cast 38 0.14%

Num. Report Precinct 54 - Num. Reporting 14 25.93%

Judge LARRY E. JONES		
	Total	
Number of Precincts	54	
Precincts Reporting	14	25.9 %
Times Counted	38/27412	0.1 %
Total Votes	31	
YES	✓ 28	90.32%
NO	✓ 3	9.68%

Constitutional Amendment A		
	Total	
Number of Precincts	54	
Precincts Reporting	14	25.9 %
Times Counted	38/27412	0.1 %
Total Votes	35	
YES	✓ 27	77.14%
NO	✓ 8	22.86%

<del>BOX ELDER COUNTY SCHOOL BOARD DIST 1</del>		
	Total	
<del>Number of Precincts</del>	<del>11</del>	
<del>Precincts Reporting</del>	<del>0</del>	<del>0.0 %</del>
<del>Times Counted</del>	<del>0/3967</del>	<del>0.0 %</del>
<del>Total Votes</del>	<del>0</del>	
<del>CAPENER, LYNN A</del>	<del>0</del>	<del>N/A</del>
<del>Write-in Votes</del>	<del>0</del>	<del>N/A</del>

Constitutional Amendment B		
	Total	
Number of Precincts	54	
Precincts Reporting	14	25.9 %
Times Counted	38/27412	0.1 %
Total Votes	34	
YES	✓ 20	58.82%
NO	✓ 14	41.18%

<del>BOX ELDER COUNTY SCHOOL BOARD DIST 2</del>		
	Total	
<del>Number of Precincts</del>	<del>10</del>	
<del>Precincts Reporting</del>	<del>0</del>	<del>0.0 %</del>
<del>Times Counted</del>	<del>0/4391</del>	<del>0.0 %</del>
<del>Total Votes</del>	<del>0</del>	
<del>ARCHIBALD, CONNIE J.</del>	<del>0</del>	<del>N/A</del>
<del>Write-in Votes</del>	<del>0</del>	<del>N/A</del>

Constitutional Amendment C		
	Total	
Number of Precincts	54	
Precincts Reporting	14	25.9 %
Times Counted	38/27412	0.1 %
Total Votes	34	
YES	✓ 26	76.47%
NO	✓ 8	23.53%

BOX ELDER COUNTY SCHOOL BOARD DIST 5		
	Total	
Number of Precincts	5	
Precincts Reporting	5	100.0 %
Times Counted	12/3414	0.4 %
Total Votes	11	
KENNEDY, NANCY	✓ 11	100.00%
Write-in Votes	0	0.00%

Constitutional Amendment D		
	Total	
Number of Precincts	54	
Precincts Reporting	14	25.9 %
Times Counted	38/27412	0.1 %
Total Votes	33	
YES	✓ 26	78.79%
NO	✓ 7	21.21%

BOX ELDER COUNTY SCHOOL BOARD DIST 6		
	Total	
Number of Precincts	4	
Precincts Reporting	4	100.0 %
Times Counted	8/3224	0.2 %
Total Votes	5	
JONES, EVE I	✓ 2	40.00%
SMITH, BRYAN DEE	✓ 3	60.00%
Write-in Votes	0	0.00%

Constitutional Amendment E		
	Total	
Number of Precincts	54	
Precincts Reporting	14	25.9 %
Times Counted	38/27412	0.1 %
Total Votes	35	
YES	✓ 11	31.43%
NO	✓ 24	68.57%

Election Summary Report  
 Box Elder County, Utah  
 General Election  
 November 4, 2008

Date: 11/07/08  
 Time: 10:47:43  
 Page: 4 of 4

Summary For Jurisdiction Wide, All Counters, All Races  
 audit

Registered Voters 27412 - Cards Cast 38 0.14%

Num. Report Precinct 54 - Num. Reporting 14 25.93%

PROPOSITION 2		
	Total	
Number of Precincts	54	
Precincts Reporting	14	25.9 %
Times Counted	38/27412	0.1 %
Total Votes	37	
FOR	✓ 21	56.76%
AGAINST	✓ 16	43.24%

PROPOSITION 8		
	Total	
Number of Precincts	10	
Precincts Reporting	0	0.0 %
Times Counted	0/3788	0.0 %
Total Votes	0	
FOR	0	N/A
AGAINST	0	N/A

PROPOSITION 9		
	Total	
Number of Precincts	10	
Precincts Reporting	0	0.0 %
Times Counted	0/3788	0.0 %
Total Votes	0	
FOR	0	N/A
AGAINST	0	N/A

*Audit*

\*\*\*\*\*  
 UPLOAD STATUS  
 \*\*\*\*\*

Box Elder County, Utah  
 General Election  
 November 4, 2008  
 Nov-04-2008

11-07 -- 10:47  
 R OF FILES: 1  
 UPLOADED : 1

SU Innovation Center  
 ploaded  
 ID: 00000012  
 ER: 002 CPY: 000  
 OF BALLOTS : 00038

\*\*\*\*\*